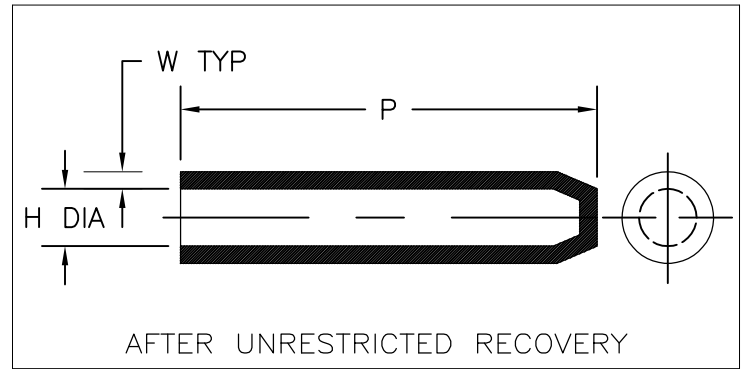
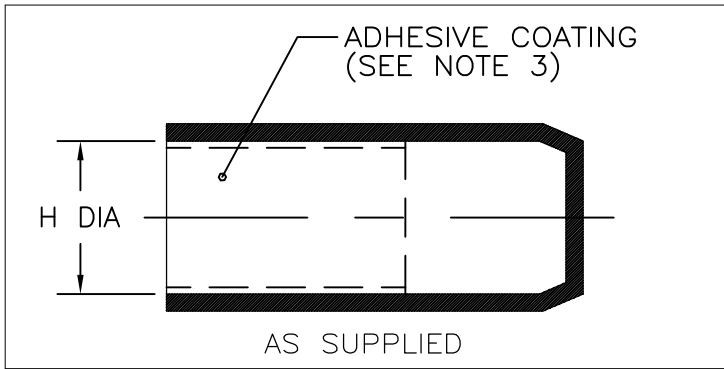


REVISION

REV	DESCRIPTION	DATE
H1	REVISED PER ECO-11-005139	29MAR11



NOTES:

- All dimensions are in  $\frac{\text{inches}}{\text{[millimeters]}}$
- Dimensions appearing in table are as follows:  
a - As Supplied  
b - After Unrestricted Recovery
- Adhesive is optional. As supplied dimensions appearing in table are for uncoated parts. When adhesive is added, entry diameters will be reduced by .06 max.
- Part numbers SSC-2 thru SSC-7 available with valves by adding TV to the part number.
- Material: polyolefin, commercial, rigid per PPS-3011/25. Adhesive: PPS 3012/70.
- Parts are to be marked with part number in white ink. (IE. SSC-X)
- SSC-1 has a smooth coating of adhesive. SSC-2 thru SSC-7 have the adhesive applied in a spiral bead.

PART NUMBER	H		P +15% -10% b	W ±20% b
	Min a	Max b		
SSC-1	$\frac{.39}{[10]}$	$\frac{.16}{[4]}$	$\frac{1.5}{[38,0]}$	$\frac{.08}{[2,0]}$
SSC-2	$\frac{.79}{[20]}$	$\frac{.30}{[7,5]}$	$\frac{2.2}{[55,0]}$	$\frac{.09}{[2,3]}$
SSC-3	$\frac{1.38}{[35]}$	$\frac{.59}{[15]}$	$\frac{3.5}{[90,0]}$	$\frac{.12}{[3,0]}$
SSC-4	$\frac{2.17}{[55]}$	$\frac{.98}{[25]}$	$\frac{5.6}{[143,0]}$	$\frac{.13}{[3,3]}$
SSC-5	$\frac{2.95}{[75]}$	$\frac{1.25}{[32]}$	$\frac{5.9}{[150,0]}$	$\frac{.13}{[3,3]}$
SSC-5M1	$\frac{2.95}{[75]}$	$\frac{1.25}{[32]}$	$\frac{3.1}{[79,3]}$	$\frac{.13}{[3,3]}$
SSC-6	$\frac{3.94}{[100]}$	$\frac{1.77}{[45]}$	$\frac{6.4}{[162,0]}$	$\frac{.15}{[3,8]}$
SSC-7	$\frac{4.72}{[120]}$	$\frac{2.76}{[70]}$	$\frac{5.7}{[145,0]}$	$\frac{.15}{[3,8]}$

ORDERING INFORMATION:

End cap, uncoated:  
SSC-X/U

Self sealing end cap with thermoplastic adhesive:  
SSC-X/239 and valves: SSC-XTV/239.

IF THIS DOCUMENT IS PRINTED IT BECOMES UNCONTROLLED.CHECK FOR THE LATEST REVISION.

UNLESS OTHERWISE SPECIFIED DIMENSIONS ARE INCHES. METRIC DIMENSIONS ARE IN BRACKETS.

DECIMAL TOLERANCES  
 .XXX ± 0.005 [ 0.13 mm]  
 .XX ± 0.010 [ 0.25 mm]  
 .X ± 0.020 [ 0.50 mm]

ANGLE TOLERANCE  
 .X ± 0.5 DEG.

DRAWN  
G. ROSITANO

DATE  
10/02/2001

MATERIAL

FINISH

SPECIFICATION CONTROL DRAWING

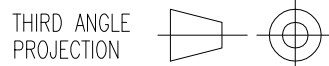


WIRE AND HARNESSING PRODUCTS  
307 CONSTITUTION DRIVE  
MENLO PARK, CALIFORNIA 94025

END CAPS

RPN

CAD FILE  
MP04019



SIZE A	CODE IDENT. NO. 06090	DWG. NO. SSC-X
DO NOT SCALE THIS DRAWING		SHEET 1 OF 1

## X-ON Electronics

Largest Supplier of Electrical and Electronic Components

*Click to view similar products for [Cable Boots](#) category:*

*Click to view products by [TE Connectivity](#) manufacturer:*

Other Similar products are found below :

[618235-000](#) [622A014-3-0](#) [CX4132-000](#) [879103-4](#) [879515-000](#) [889092](#) [982033-2](#) [R280576000](#) [1300830729](#) [MTPSRBCL-C](#) [1811481-1](#)  
[200W531-3-0](#) [202A121-386-0](#) [202A142-4-00/42-0](#) [202A163-4-0-CS5067](#) [202B221-13-0](#) [202B231-13-0](#) [202B563-25-07-0](#)  
[202C621710CS5361](#) [202D132-4-07/42-0](#) [202D221-4-0-CS5349](#) [202D221-4-26-0](#) [202D263-25-08-0](#) [202D263-4-22/42-0](#) [202D263-4-88-0](#)  
[202D921-2542-0](#) [202E336-71-0](#) [202F211-50-22-0-CS8474](#) [202F242-50-05-0](#) [202F242-51-04/164-0](#) [202K121-25-CS-1858-0](#) [202K121-25-](#)  
[CS-2062-0](#) [202K132-25-01/225-0CS8387](#) [202K153-3-0186-0](#) [202S132-25-UP-0](#) [203W301-3/42-0](#) [207W613-100/184-0-CS5657](#) [207W623-](#)  
[100-01/184-0](#) [207W634-100/184-0-CS5657](#) [207W656-100-01/184-0](#) [207W667-100-01/184-0](#) [207W667-100/184-0](#) [208A011-3-0](#) [208A021-3-](#)  
[0](#) [221A011-51164-0-CS7133](#) [222A121-2586](#) [222A152-342-0](#) [222A213-25-0-CS5613](#) [222D221-25-13/86-0](#) [222D232-4-61-0-CS5078](#)