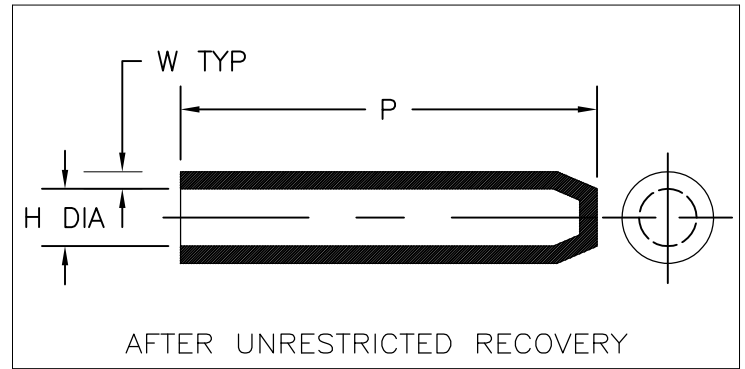
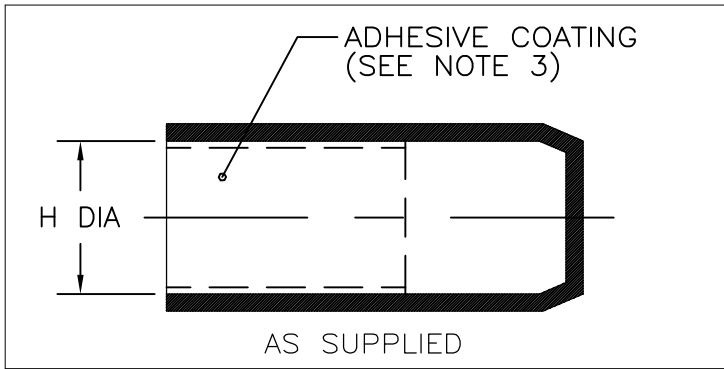


REVISION

REV	DESCRIPTION	DATE
H1	REVISED PER ECO-11-005139	29MAR11



NOTES:

- All dimensions are in $\frac{\text{inches}}{\text{[millimeters]}}$
- Dimensions appearing in table are as follows:
a - As Supplied
b - After Unrestricted Recovery
- Adhesive is optional. As supplied dimensions appearing in table are for uncoated parts. When adhesive is added, entry diameters will be reduced by .06 max.
- Part numbers SSC-2 thru SSC-7 available with valves by adding TV to the part number.
- Material: polyolefin, commercial, rigid per PPS-3011/25. Adhesive: PPS 3012/70.
- Parts are to be marked with part number in white ink. (IE. SSC-X)
- SSC-1 has a smooth coating of adhesive. SSC-2 thru SSC-7 have the adhesive applied in a spiral bead.

PART NUMBER	H		P +15% -10% b	W ±20% b
	Min a	Max b		
SSC-1	$\frac{.39}{[10]}$	$\frac{.16}{[4]}$	$\frac{1.5}{[38,0]}$	$\frac{.08}{[2,0]}$
SSC-2	$\frac{.79}{[20]}$	$\frac{.30}{[7,5]}$	$\frac{2.2}{[55,0]}$	$\frac{.09}{[2,3]}$
SSC-3	$\frac{1.38}{[35]}$	$\frac{.59}{[15]}$	$\frac{3.5}{[90,0]}$	$\frac{.12}{[3,0]}$
SSC-4	$\frac{2.17}{[55]}$	$\frac{.98}{[25]}$	$\frac{5.6}{[143,0]}$	$\frac{.13}{[3,3]}$
SSC-5	$\frac{2.95}{[75]}$	$\frac{1.25}{[32]}$	$\frac{5.9}{[150,0]}$	$\frac{.13}{[3,3]}$
SSC-5M1	$\frac{2.95}{[75]}$	$\frac{1.25}{[32]}$	$\frac{3.1}{[79,3]}$	$\frac{.13}{[3,3]}$
SSC-6	$\frac{3.94}{[100]}$	$\frac{1.77}{[45]}$	$\frac{6.4}{[162,0]}$	$\frac{.15}{[3,8]}$
SSC-7	$\frac{4.72}{[120]}$	$\frac{2.76}{[70]}$	$\frac{5.7}{[145,0]}$	$\frac{.15}{[3,8]}$

ORDERING INFORMATION:

End cap, uncoated:
SSC-X/U

Self sealing end cap with thermoplastic adhesive:
SSC-X/239 and valves: SSC-XTV/239.

IF THIS DOCUMENT IS PRINTED IT BECOMES UNCONTROLLED.CHECK FOR THE LATEST REVISION.

UNLESS OTHERWISE SPECIFIED DIMENSIONS ARE INCHES. METRIC DIMENSIONS ARE IN BRACKETS.

DECIMAL TOLERANCES

.XXX ± 0.005 [0.13 mm]
.XX ± 0.010 [0.25 mm]
.X ± 0.020 [0.50 mm]

ANGLE TOLERANCE

.X ± 0.5 DEG.

DRAWN
G. ROSITANO
DATE
10/02/2001

MATERIAL
FINISH

SPECIFICATION CONTROL DRAWING

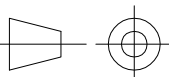
STE TE Connectivity

WIRE AND HARNESSING PRODUCTS
307 CONSTITUTION DRIVE
MENLO PARK, CALIFORNIA 94025

END CAPS

RPN
CAD FILE
MP04019

THIRD ANGLE
PROJECTION



SIZE
A
CODE IDENT. NO.
06090
DWG. NO.

SSC-X

DO NOT SCALE THIS DRAWING

SHEET 1 OF 1

X-ON Electronics

Largest Supplier of Electrical and Electronic Components

Click to view similar products for [Heat Shrink Tubing and Sleeves](#) category:

Click to view products by [TE Connectivity](#) manufacturer:

Other Similar products are found below :

[770-006S102](#) [5685710001](#) [CR8248-000](#) [CR9960-000](#) [603312-4](#) [607381P039](#) [611112-000](#) [617867N001](#) [6500750004](#) [CZ1420-000](#) [D-306-38](#)
[770-007A303](#) [770-010Y106W1](#) [770-010Y706W1](#) [7771210001](#) [MFP-1/4"-Clear](#) [MFP-3/64"-Clear](#) [790-3012](#) [MFT-MT2000-NO.14-0-SP](#)
[MHHT-4-15K2-G-104](#) [MIL-LT-1-1/2-4-SP](#) [MIL-LT-1-1/2-9-STK](#) [MIL-LT-1/2-2-STK](#) [MIL-LT-3-0-SP](#) [MIL-LT-3/32-0-SP](#) [MIL-LT-3/32-6-SP](#) [MIL-LT-3/4-6-SP](#) [MIL-LT-3/8-0-SP](#) [8159270001](#) [839602-000](#) [8423-6](#) [FP301-116-6"-Black](#) [FP301-1/2-48"-Black](#) [FP301-12-48"-Black-Hdr](#) [FP301-1/4-48"-Black](#) [FP301-1/4-48"-White-Hdr](#) [FP301-1-6"-Clear](#) [FP301-18-48"-Black-Hdr](#) [FP301-1/8-6"-Black](#) [FP301-18-6"-Black-Bulk](#) [FP301-316-48"-Blue-Hdr](#) [FP301-316-6"-Clear](#) [FP301-332-6"-Black](#) [912229N002](#) [120-126-16BL](#) [121-001-09](#) [121-018-32](#) [121-018-40](#)
[121-123-1-1-32BTC](#) [121-123-1-1-40BTC](#)