



(2.00 mm) .0787"



TMM-110-01-S-D-SM



TMM SERIES

# LOW-PROFILE SMT HEADER

## SPECIFICATIONS

For complete specifications and recommended PCB layouts see [www.samtec.com?TMM](http://www.samtec.com?TMM)

**Insulator Material:** Black Liquid Crystal Polymer

**Terminal Material:** Phosphor Bronze

**Plating:** Sn or Au over 50 μm (1.27 μm) Ni

**Current Rating:** 3.2 A per pin (2 pins powered)

**Operating Temp Range:** -55 °C to +105 °C with Tin; -55 °C to +125 °C with Gold

**Voltage Rating:** 281 VAC mated with SQW; 250 VAC mated with SQT

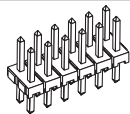
**RoHS Compliant:** Yes

**Board Mates:** CLT, SQT, SQW, ESQT, TLE, SMM, MMS

**Cable Mates:** TCSD

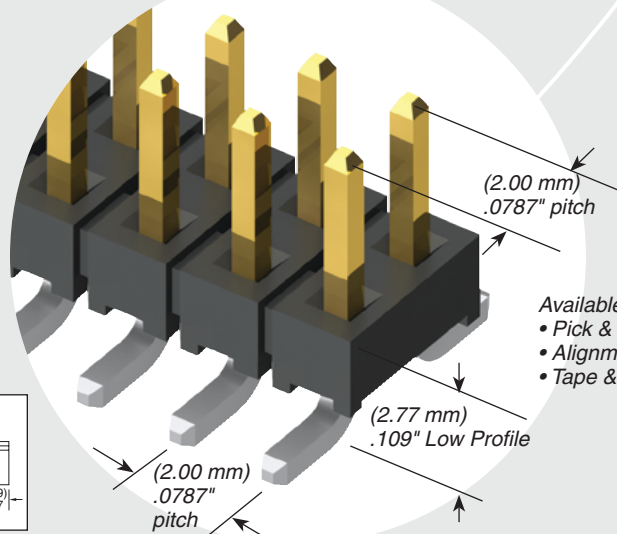
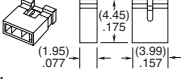
## OTHER SOLUTIONS

**Through-hole**



### 2 mm Shunt

Specify **2SN-BK-G** for 2 mm shunt with Gold plating.



Available with optional

- Pick & place pads
- Alignment pins
- Tape & reel packaging

## PROCESSING

**Lead-Free Solderable:** Yes

**SMT Lead Coplanarity:** (0.15 mm) .006" max\*  
\*(.004" stencil solution may be available; contact IPG@samtec.com)

## RECOGNITIONS

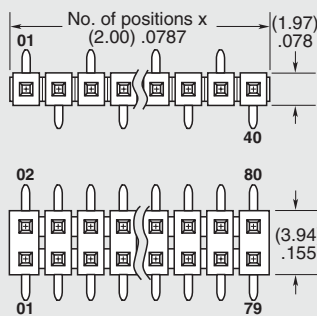
For complete scope of recognitions see [www.samtec.com/quality](http://www.samtec.com/quality)



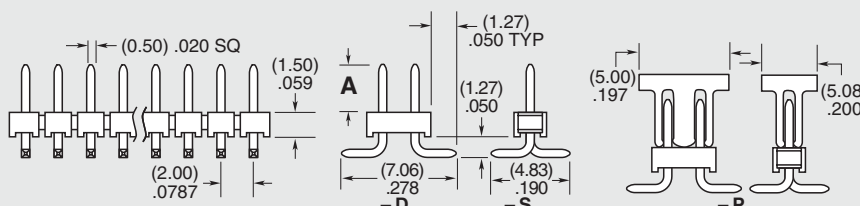
## ALSO AVAILABLE (MOQ Required)

- Other platings

<b>TMM</b>	<b>1 NO. PINS PER ROW</b>	<b>LEAD STYLE</b>	<b>PLATING OPTION</b>	<b>ROW OPTION</b>	<b>SM</b>	<b>OTHER OPTION</b>
<b>02 thru 40</b>		Specify LEAD STYLE from chart below.	<p><b>-F</b> = Gold flash on post, Matte Tin on tail</p> <p><b>-L</b> = 10 μm (0.25 μm) Gold on post, Matte Tin on tail</p> <p><b>-S</b> = 30 μm (0.76 μm) Gold on post, Matte Tin on tail</p> <p><b>-T</b> = Matte Tin</p>	<p><b>-S</b> = Single Row</p> <p><b>-D</b> = Double Row</p>	<p><b>-A</b> = Alignment Pin (Metal or plastic at Samtec's discretion) (5 positions minimum) (-D only)</p> <p><b>-XXX</b> = Polarized Position (Specify position of omitted pin)</p> <p><b>-P</b> = Pick &amp; Place Pad (3 positions minimum)</p> <p><b>-TR</b> = Tape &amp; Reel Packaging (3 thru 36 positions only)</p>	



LEAD STYLE	A	MATES WITH
-01	(3.20) .126	SQT, SQW, ESQT, TLE, SMM, MMS, TCSD
-04	(1.91) .075	CLT
-05	(1.65) .065	
-06	(4.27) .168	CLT-BE



Due to technical progress, all designs, specifications and components are subject to change without notice.

[WWW.SAMTEC.COM](http://WWW.SAMTEC.COM)

All parts within this catalog are built to Samtec's specifications. Customer specific requirements must be approved by Samtec and identified in a Samtec customer-specific drawing to apply.

**Note:** Some lengths, styles and options are non-standard, non-returnable.

## X-ON Electronics

Largest Supplier of Electrical and Electronic Components

*Click to view similar products for [Headers & Wire Housings](#) category:*

*Click to view products by [Samtec](#) manufacturer:*

Other Similar products are found below :

[95000-104TRLF](#) [10135584-644402LF](#) [DF62W-EP2022PCA](#) [95000-106TRLF](#) [DF62W-2022SCA](#) [DF62W-EP2022PC](#) [2203348](#) [DF62W-2022SC](#) [1084018](#) [1029039](#) [1084017](#) [802-10-012-10-002000](#) [1112640](#) [1112639](#) [000-34000](#) [0009482033](#) [0009507031](#) [57102-S06-03LF](#) [57202-S52-04LF](#) [PCN6-15S-2.5E](#) [0039019024](#) [58102-G61-06LF](#) [582553-1](#) [0009485154](#) [0009508121](#) [0022285053](#) [0050291907](#) [018731A](#) [LY20-4P-DT1-P1E-BR](#) [02.125.8002.8](#) [60101931](#) [60598-1 \(Cut Strip\)](#) [M1625-3R/100](#) [61062-3](#) [61082-181009](#) [636-1427](#) [638009-1](#) [641938-9](#) [641991-4](#) [644168-1](#) [647662-1](#) [65039-019ELF](#) [65817-002LF](#) [65817-015LF](#) [65863-015LF](#) [66207-023LF](#) [67016-026LF](#) [67046-001LF](#) [67095-007LF](#) [67230-005LF](#)