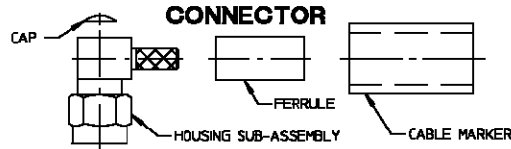
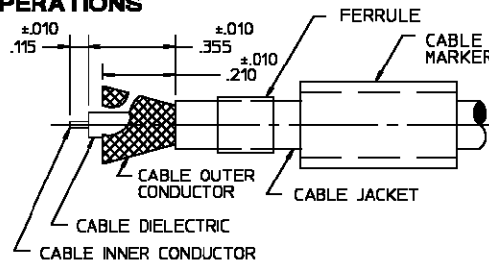


CONNECTOR TYPE	CABLE TYPE	TOOLS REQUIRED:
OSM RIGHT ANGLE CABLE PLUG CRIMP ATTACH	RG 180/U, 195	LOCATOR TOOL: 2098-5218-02 (T-2367) CRIMP TOOL: 2098-0105-54 DIE NO. D

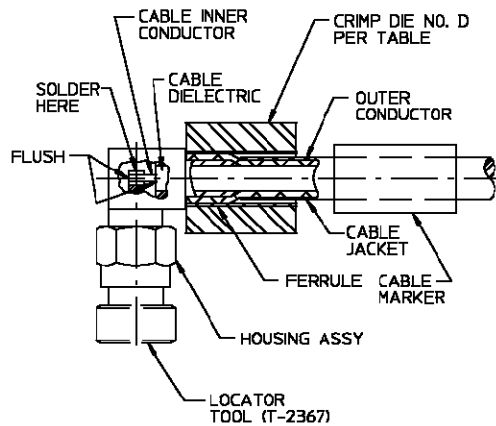


ASSEMBLY OPERATIONS

- 1.0 PREPARE COAXIAL CABLE END.
 - 1.1 PLACE CABLE MARKER AND FERRULE ON CABLE.
 - 1.2 REMOVE END PORTION OF CABLE JACKET TO EXPOSE CABLE OUTER CONDUCTOR.
 - 1.3 TRIM OUTER CONDUCTOR TO LENGTH.
 - 1.4 TRIM CABLE DIELECTRIC TO LENGTH.
 - 1.5 TRIM INNER CONDUCTOR TO LENGTH.
 - 1.6 FLARE OUTER CONDUCTOR.

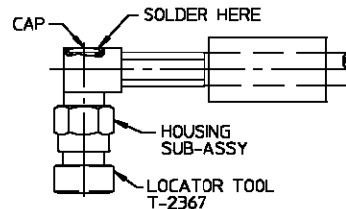


- 2.0 SOLDERING OF CABLE INNER CONDUCTOR HOUSING SUB-ASSEMBLY.
 - 2.1 SECURE LOCATOR TOOL TO THREADS OF HOUSING SUB-ASSEMBLY.
 - 2.2 POSITION AND SECURE HOUSING SUB-ASSEMBLY IN A SMALL BENCH VISE.
 - 2.3 TIN INNER CONDUCTOR OF CABLE.
 - 2.4 INSERT CABLE INTO HOUSING SUB-ASSEMBLY
 - 2.4.1. NEST INNER CONDUCTOR IN CONTACT SLOT
 - 2.4.2. HOLD CABLE DIELECTRIC AND INNER CONDUCTOR FLUSH AS SHOWN.
 - 2.5 PLACE SOLDERING IRON ON TIP OF CONTACT AND SOLDER.

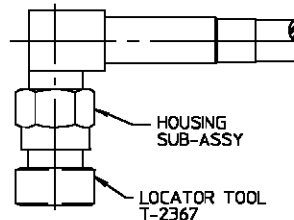


- 3.0 CRIMPING OF CABLE SUB-ASSEMBLY TO HOUSING SUB-ASSEMBLY.
 - 3.1 SLIDE FERRULE OVER FLARED PORTION OF OUTER CONDUCTOR.
 - 3.2 CRIMP FERRULE IN PLACE.
 - 3.3 TRIM AND REMOVE EXCESS OUTER CONDUCTOR STRANDS.

- 4.0 SEAL OPENING IN HOUSING
 - 4.1 PRESS CAP INTO OPENING IN REAR HOUSING SUB-ASSEMBLY. CAP MAY BE EPOXIED INTO PLACE. DO NOT ALLOW EPOXY TO PENETRATE INSIDE HOUSING.
 - 4.2 REMOVE LOCATOR TOOL.



- 5.0 SHRINK CABLE MARKER TO CABLE
 - 5.1 POSITION CABLE MARKER OVER FERRULE AS SHOWN.
 - 5.2 APPLY INDIRECT HEAT WITH THERMO GUN TO CABLE MARKER.
 - 5.3 REMOVE LOCATOR TOOL.
 - 5.4 ASSEMBLY IS NOW COMPLETE



X-ON Electronics

Largest Supplier of Electrical and Electronic Components

Click to view similar products for [RF Connectors / Coaxial Connectors](#) category:

Click to view products by [TE Connectivity](#) manufacturer:

Other Similar products are found below :

[R125315120](#) [8915-1511-000](#) [89674-0827](#) [5916-1103-603](#) [0106-001-000](#) [6-0001-3](#) [6001-7071-019](#) [6002-7051-003](#) [6002-7551-202](#) [6059674-1](#) [619550-1](#) [630059-000](#) [M39012/25-0021](#) [M39012/79-3008](#) [M39030/3-01N](#) [M39030/3-03N](#) [M3933/25-36N](#) [6500-7071-046](#) [6501-1071-002](#) [M83723/72W2457N](#) [6769](#) [CX050L2AQ](#) [7002-1541-010](#) [7002-1572-002](#) [7003-1572-002](#) [7004-1512-000](#) [7009-1511-004](#) [7010-1511-000](#) [7029-1511-060](#) [7101-1541-010](#) [7101-1571-002](#) [7105-1521-002](#) [7145-1521-002](#) [7209-1511-011](#) [7210-1511-012](#) [7210-1511-015](#) [7210-1511-019](#) [7210-1511-040](#) [7225-1512-050](#) [7242-1511-000](#) [73137-5015](#) [73251-0111](#) [73251-0672](#) [73276-1501](#) [73366-0013](#) [73404-2300](#) [73413-6080](#) [73415-5721](#) [7405-1521-005](#) [7405-1521-802](#)