

**Power PCB Relay RT1 Inrush**

- 1 pole 16A, 1 form C (CO) or 1 form A (NO) contact
- For inrush peak currents up to 80A
- Mono- or bistable coil
- 5kV/10mm coil-contact
- Reinforced insulation
- Ambient temperature 85°C
- WG version: product in accordance to IEC 60335-1



F0177-C



Typical applications

Domestic appliances, heating control, lighting control

**Approvals**

VDE Cert. No. 40007571, UL E214025, cCSAus 1142018

Technical data of approved types on request

**Contact Data**

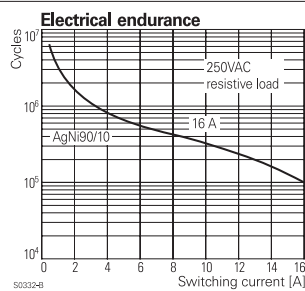
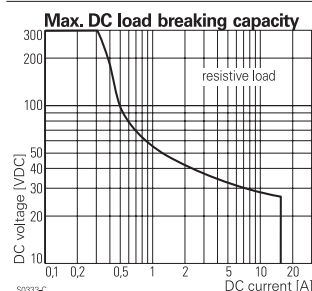
Contact arrangement	1 form C (CO) or 1 form A (NO)	
Rated voltage	250VAC	
Max. switching voltage	400VAC	
Rated current	16A	
Limiting continuous current	16A, UL: 20A (K-version)	
Limiting making current,		
max. 4s, df 10%	30A	
max. 20ms (incandescent lamps), RT33L version	80A	
Breaking capacity max.	4000VA	
Contact material	AgNi90/10, AgSnO	
Frequency of operation, with/without load	360/72000h <sup>-1</sup>	
Operate/release time max., DC coil	9/6ms	
Operate/Reset time max., bistable version	10/10ms	
Bounce time max., form A/form B	3/6ms	

**Contact ratings**

Type	Contact	Load	Cycles
<b>IEC 61810</b>			
RT33L	A (NO)	16A, 250VAC resistive, 85°C	50x10 <sup>3</sup>
RT33L	A (NO)	10A, 400VAC resistive, 85°C	10x10 <sup>3</sup>
RT31	C (CO)	16A, 250VAC resistive, 85°C	6x10 <sup>3</sup>
RT33K	A (NO)	16A, 250VAC resistive, 85°C	30x10 <sup>3</sup>
<b>UL 508</b>			
RT33K	A (NO)	20A, 277VAC general purpose, 40°C	10x10 <sup>3</sup>
RT33L	A (NO)	16A, 250VAC resistive, 85°C	50x10 <sup>3</sup>
RT31	C (CO)	16A, 250VAC resistive, 85°C	6x10 <sup>3</sup>
RT33L	A (NO)	1000W Tungsten, 120VAC, 60 Hz, 40°C	6x10 <sup>3</sup>
RT33L	A (NO)	1000W standard ballast, 120VAC, 60 Hz, 40°C	6x10 <sup>3</sup>

**EN 60947-4-1**

RT31L/RT33L	A (NO)	250V/6A, AC-3	6.050
Mechanical endurance			
monostable version			>30x10 <sup>6</sup> operations
bistable version			>5x10 <sup>6</sup> operations



**Coil Data, DC coil**

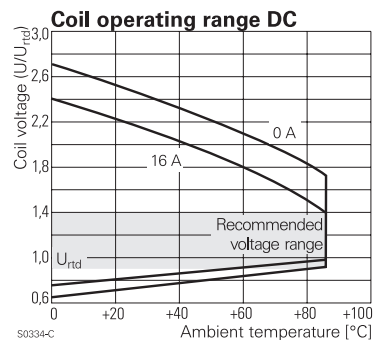
Coil voltage range	5 to 110VDC
Operative range, IEC 61810	2
Coil insulation system according UL	class F

**Coil versions, DC coil**

Coil code	Rated voltage VDC	Operate voltage VDC	Release voltage VDC	Coil resistance Ω±10% <sup>1)</sup>	Rated coil power mW
005	5	3.5	0.5	62	403
006	6	4.2	0.6	90	400
012	12	8.4	1.2	360	400
024	24	16.8	2.4	1440	400
048	48	33.6	4.8	5520	417
060	60	42.0	6.0	8570 <sup>1)</sup>	420

1) Coil resistance ±12%.

All figures are given for coil without pre-energization, at ambient temperature +23°C. Other coil voltages on request.



**Coil Data, bistable coils**

	1 coil	2 coils
Magnetic system	polarized, bistable	
Coil voltage range	5 to 24VDC	
Operative range, IEC 61810	2	
Limiting voltage, % of rated coil voltage	120%	150%
Min./Max. energization duration	30ms/1min at <10% duty factor	
Coil insulation system according UL	class F	

**Power PCB Relay RT1 Inrush** (Continued)

**Coil Data** (continued)

**Coil versions, bistable coil**

Coil code	Rated voltage VDC	Set voltage VDC	Reset voltage VDC	Coil resistance $\Omega \pm 10\%$	Rated coil power mW
<b>bistable, 1 coil</b>					
A05	5	3.5	2.8	62	403
A06	6	4.2	3.3	90	400
A12	12	8.4	6.6	360	400
A24	24	16.8	13.2	1440	400

**bistable, 2 coils**

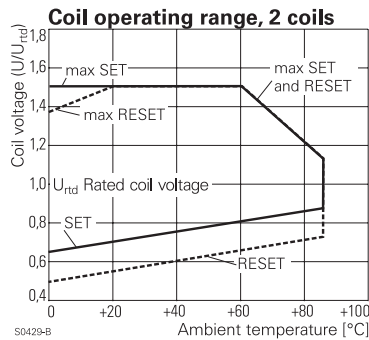
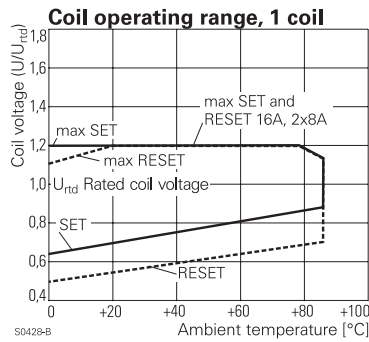
F05	5	3.5	2.8	42	595
F06	6	4.2	3.3	55	655
F12	12	8.4	6.6	240	600
F24	24	16.8	13.2	886	650

All figures are given for coil without pre-energization, at ambient temperature +23°C. Other coil voltages on request.

**Bistable coils - operation**

Version	1 coil		2 coils		
	A1	A2	A1	A3	A2
Coil terminals					
Operate	+	-		+	-
Reset	-	+		-	+

Contact position not defined at delivery



**Insulation Data**

Initial dielectric strength	
between open contacts	1000V <sub>rms</sub>
between contact and coil	5000V <sub>rms</sub>
Clearance/creepage	
between contact and coil	≥10/10mm
Material group of insulation parts	IIIa
Tracking index of relay base	PTI 250V

**Other Data**

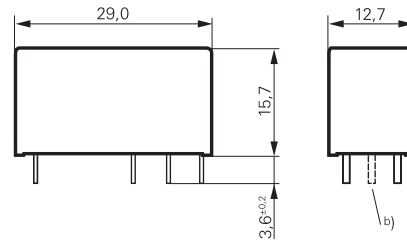
Material compliance: EU RoHS/ELV, China RoHS, REACH, Halogen content refer to the Product Compliance Support Center at <a href="http://www.te.com/customer-support/rohssupportcenter">www.te.com/customer-support/rohssupportcenter</a>	
Resistance to heat and fire	
WG version	according EN60335-1
Ambient temperature	-40 to 85°C
Category of environmental protection	
IEC 61810	RTII - flux proof RTIII - sealed
Vibration resistance (functional), form A/form B contact, 30 to 500Hz	20/5g
Shock resistance (destructive)	100g
Terminal type	PCB-THT, plug-in <sup>2)</sup>
Weight	14g
Resistance to soldering heat	THT, IEC 60068-2-20
RTII	270°C/10s
RTIII	260°C/5s
Packaging/unit	tube/20 pcs., box/500 pcs.

2) socket available for 1 coil version only, see Accessories

**Accessories**

For details see datasheet [Accessories Industrial Power Relay RT<sup>2\)</sup>](#)  
 Socket available for 1 coil version only.  
 NOTE: indicated contact ratings and electrical endurance data for direct wiring of relays (according IEC 61810-1); for relays mounted on sockets deratings may apply.

**Dimensions**



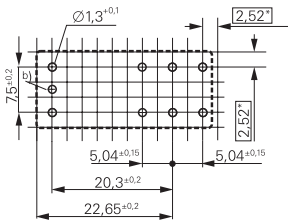
S0272-BC

**Power PCB Relay RT1 Inrush** (Continued)

**PCB layout / terminal assignment**

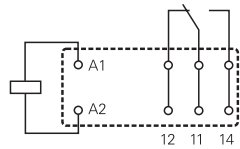
Bottom view on solder pins

16A, 1 form C (CO) contact, pinning 5mm



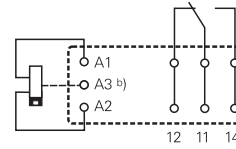
S0418-CM

monostable version



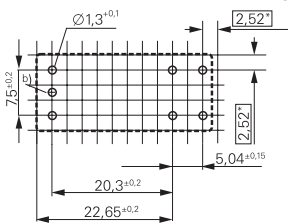
S0163-BE

bistable version a)



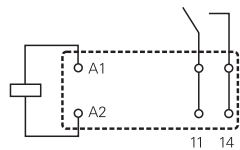
S0163-DI

16A, 1 form A (NO) contact, pinning 5mm



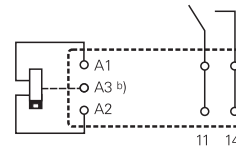
S0418-CV

monostable version



S0163-BF

bistable version a)

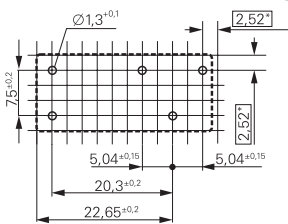


a) Indicated contact position during or after coil energization with reset voltage.

b) for 2 coil version only

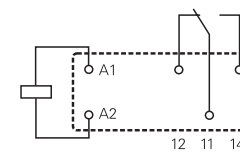
S0163-DPS

12A, 1 form C (CO) contact, pinning 5mm



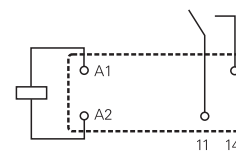
S0418-CN

monostable version, 1 form C (CO)



S0163-BC

monostable version, 1 form A (NO)



S0163-BD

\*) With the recommended PCB hole sizes a grid pattern from 2.5mm to 2.54mm can be used.

**Product code structure**

Typical product code

**RT 3 3 L 012**

**Type**

Power PCB Relay RT1 Inrush

**Version**

- 3** 16A, pinning 5mm, flux proof
- D** 16A, pinning 5mm, sealed

**Contact configuration**

- 1** 1 form C (CO) contact
- 3** 1 form A (NO) contact

**Contact material**

- K** AgNi 90/10
- L** AgSnO<sub>2</sub>

**Coil**

Coil code: please refer to coil versions table

**Version**

- Blank** Standard version
- WG** Product in accordance to IEC 60335-1

**Power PCB Relay RT1 Inrush** (Continued)

Product code	Version	Contact material	Coil	Coil	Part Number
RT31L012	1 form C (CO)	AgSnO <sub>2</sub>	Monostable	12VDC	7-1393239-3
RT31L024	16A, pinning 5mm			24VDC	7-1393239-5
RT31L048	flux proof			48VDC	7-1393239-6
RT33K012	1 form A (NO)	AgNi 90/10		12VDC	2-1393240-3
RT33K024	16A, pinning 5mm			24VDC	2-1393240-4
RT33KF12	flux proof		Bistable 2 coils	12VDC	1-1415540-1
RT33L012		AgSnO <sub>2</sub>	Monostable		3-1393240-3
RT33L012WG					2-1415538-2
RT33L024				24VDC	3-1393240-5
RT33LA12			Bistable 1 coil	12VDC	2-1393240-7
RT33LA24				24VDC	3-1415379-1
RT33LF12			Bistable 2 coils	12VDC	2-1393240-8
RTD1L005	1 form C (CO)	AgSnO <sub>2</sub>	Monostable	5VDC	1-1415537-7
RTD1L012	16a, pinning 5mm			12VDC	5-1393238-6
RTD1L024	sealed			24VDC	8-1415398-1

## X-ON Electronics

Largest Supplier of Electrical and Electronic Components

*Click to view similar products for [General Purpose Relays](#) category:*

*Click to view products by [TE Connectivity](#) manufacturer:*

Other Similar products are found below :

[APF30318](#) [JVN1AF-4.5V-F](#) [PCN-105D3MHZ](#) [5JO-10000S-SIL](#) [5JO-1000CD-SIL](#) [5JO-400CD-SIL](#) [LY2S-AC220/240](#) [LYQ20DC12](#)  
[6031007G](#) [6131406HQ](#) [6-1393099-3](#) [6-1393099-8](#) [6-1393122-4](#) [6-1393123-2](#) [6-1393767-1](#) [6-1393843-7](#) [6-1415012-1](#) [6-1419102-2](#) [6-](#)  
[1423698-4](#) [6-1608051-6](#) [6-1608067-0](#) [6-1616170-6](#) [6-1616248-2](#) [6-1616282-3](#) [6-1616348-2](#) [6-1616350-1](#) [6-1616350-8](#) [6-1616358-7](#) [6-](#)  
[1616359-9](#) [6-1616360-9](#) [6-1616931-6](#) [6-1617039-1](#) [6-1617052-1](#) [6-1617090-2](#) [6-1617090-5](#) [6-1617347-5](#) [6-1617353-3](#) [6-1617801-8](#) [6-](#)  
[1617802-2](#) [6-1618107-9](#) [6-1618248-4](#) [M83536/1-027M](#) [CX-4014](#) [MAHC-5494](#) [MAVCD-5419-6](#) [703XCX-120A](#) [7-1393100-5](#) [7-1393111-7](#)  
[7-1393144-5](#) [7-1393767-8](#)