

## FEATURES


- ① Terminals are highly resistant to pull forces.
- ① Very strong solder ability by flow soldering, soldering iron or wave soldering.
- ① Highly reliable in environments of sudden temperature change and humidity.
- ① Highly accurate dimensions can be mounted automatically and resistant to mechanical shocks and pressure.
- ① Operating temperature:  $-40\text{ }^{\circ}\text{C} \sim +85\text{ }^{\circ}\text{C}$ .



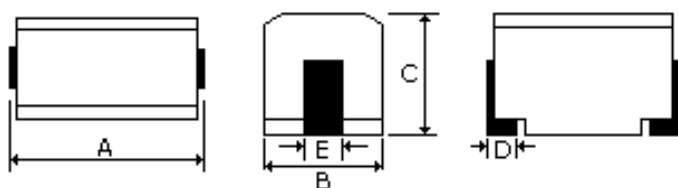
## APPLICATIONS

- ① Video cameras, portable VCRs
- ① television tuners, mobile telephones
- ① Car radios, car stereos, thin tape radios
- ① Microtelevisions, Liquid crystal televisions
- ① other electronic devices

## ORDERING CODE



## SHAPES



## DIMENSIONS UNIT: mm

Part No.	A ( $\pm 0.3$ )	B ( $\pm 0.2$ )	C ( $\pm 0.2$ )	D (Ref.)	E (Ref.)	Inductance
DL1007	2.5	2.0	1.8	0.4	1.0	1.0 ~ 100 $\mu\text{H}$
DL1210	3.2	2.5	2.2	0.6	1.2	0.01 ~ 330 $\mu\text{H}$
DL1812	4.5	3.2	3.2	1.2	1.4	0.10 ~ 1000 $\mu\text{H}$
DL2220	5.6	5.0	5.0	1.5	2.0	1.20 ~ 10 mH

## WIRE WOUND CHIP MOLDED INDUCTORS / DL TYPE

### ELECTRICAL CHARACTERISTICS FOR DL1007

Part No.	Inductance (uH)	Test Freq. (MHz)	Q Min	Self Resonant FREQ. (MHz) Min	DC Resistance (Ω) Max	Rated Current (mA) Max
DL1007-1.0	1.0	7.96	30	245	1.10	245
DL1007-1.2	1.2	7.96	30	230	1.20	230
DL1007-1.5	1.5	7.96	30	182	1.30	220
DL1007-1.8	1.8	7.96	30	135	1.45	210
DL1007-2.2	2.2	7.96	30	105	1.55	200
DL1007-2.7	2.7	7.96	30	70	1.70	195
DL1007-3.3	3.3	7.96	30	55	1.90	185
DL1007-3.9	3.9	7.96	30	48	2.10	180
DL1007-4.7	4.7	7.96	30	43	2.30	175
DL1007-5.6	5.6	7.96	25	42	2.50	170
DL1007-6.8	6.8	7.96	25	39	2.70	165
DL1007-8.2	8.2	7.96	25	36	3.05	160
DL1007-10	10.0	2.52	25	33	3.50	155
DL1007-12	12.0	2.52	25	30	3.80	150
DL1007-15	15.0	2.52	25	26	4.40	140
DL1007-18	18.0	2.52	25	24	4.80	130
DL1007-22	22.0	2.52	25	22	5.50	125
DL1007-27	27.0	2.52	25	21	6.30	115
DL1007-33	33.0	2.52	25	20	7.10	110
DL1007-39	39.0	2.52	20	18	9.50	90
DL1007-47	47.0	2.52	20	17	11.10	80
DL1007-56	56.0	2.52	20	16	12.10	75
DL1007-68	68.0	2.52	20	15	16.60	70
DL1007-82	82.0	2.52	20	13	19.00	66
DL1007-100	100	0.79	15	12	21.00	60

### ELECTRICAL CHARACTERISTICS FOR DL1210

Part No.	Inductance (uH)	Test Freq. (MHz)	Q Min	Self Resonant FREQ. (MHz) Min	DC Resistance (Ω) Max	Rated Current (mA) Max
DL1210-0.010	0.010	100	15	2500	0.13	450
DL1210-0.012	0.012	100	17	2300	0.14	450
DL1210-0.015	0.015	100	19	2100	0.16	450
DL1210-0.018	0.018	100	21	1900	0.18	450
DL1210-0.022	0.022	100	23	1700	0.20	450
DL1210-0.027	0.027	100	23	1500	0.22	450
DL1210-0.033	0.033	100	25	1400	0.24	450
DL1210-0.039	0.039	100	25	1300	0.27	450
DL1210-0.047	0.047	100	26	1200	0.30	450
DL1210-0.056	0.056	100	26	1100	0.33	450
DL1210-0.068	0.068	100	27	1000	0.36	450
DL1210-0.082	0.082	100	27	900	0.40	450
DL1210-0.10	0.100	100	28	700	0.44	450
DL1210-0.12	0.120	25.2	30	500	0.22	450
DL1210-0.15	0.150	25.2	30	450	0.25	450
DL1210-0.18	0.180	25.2	30	400	0.28	450
DL1210-0.22	0.220	25.2	30	350	0.32	450
DL1210-0.27	0.270	25.2	30	320	0.36	450
DL1210-0.33	0.330	25.2	30	300	0.40	450
DL1210-0.39	0.390	25.2	30	250	0.45	450
DL1210-0.47	0.470	25.2	30	220	0.50	450
DL1210-0.56	0.560	25.2	30	180	0.55	450
DL1210-0.68	0.680	25.2	30	160	0.60	450
DL1210-0.82	0.820	25.2	30	140	0.65	450
DL1210-1.0	1.00	7.96	30	120	0.70	400
DL1210-1.2	1.20	7.96	30	100	0.75	390
DL1210-1.5	1.50	7.96	30	85	0.85	370
DL1210-1.8	1.80	7.96	30	80	0.90	350
DL1210-2.2	2.20	7.96	30	75	1.00	320

## WIRE WOUND CHIP MOLDED INDUCTORS / DL TYPE

DL1210-2.7	2.70	7.96	30	70	1.10	290
DL1210-3.3	3.30	7.96	30	60	1.20	260
DL1210-3.9	3.90	7.96	30	55	1.30	250
DL1210-4.7	4.70	7.96	30	50	1.50	220
DL1210-5.6	5.60	7.96	30	45	1.60	200
DL1210-6.8	6.80	7.96	30	40	1.80	180
DL1210-8.2	8.20	7.96	30	35	2.00	170
DL1210-10	10	2.52	30	30	2.10	150
DL1210-12	12	2.52	30	20	2.50	140
DL1210-15	15	2.52	30	20	2.80	130
DL1210-18	18	2.52	30	20	3.30	120
DL1210-22	22	2.52	30	20	3.70	110
DL1210-27	27	2.52	30	20	5.00	80
DL1210-33	33	2.52	30	17	5.60	70
DL1210-39	39	2.52	30	16	6.40	65
DL1210-47	47	2.52	30	15	7.00	60
DL1210-56	56	2.52	30	13	8.00	55
DL1210-68	68	2.52	30	12	9.00	50
DL1210-82	82	2.52	30	11	10.0	45
DL1210-100	100	0.796	20	10	10.0	40
DL1210-120	120	0.796	20	10	11.0	70
DL1210-150	150	0.796	20	8	15.0	65
DL1210-180	180	0.796	20	7	17.0	60
DL1210-220	220	0.796	20	7	21.0	50
DL1210-270	270	0.796	20	6	28.0	45
DL1210-330	330	0.796	20	5	34.0	40

## ELECTRICAL CHARACTERISTICS FOR DL1812

Part No.	Inductance (uH)	Test Freq. (MHz)	Q Min	Self Resonant FREQ. (MHz) Min	DC Resistance (Ω) Max	Rated Current (mA) Max
DL1812-0.10	0.10	25.2	28	700	0.44	450
DL1812-0.12	0.12	25.2	30	500	0.22	450
DL1812-0.15	0.15	25.2	30	450	0.25	450
DL1812-0.18	0.18	25.2	30	400	0.28	450
DL1812-0.22	0.22	25.2	30	350	0.32	450
DL1812-0.27	0.27	25.2	30	320	0.36	450
DL1812-0.33	0.33	25.2	30	300	0.40	450
DL1812-0.39	0.39	25.2	30	250	0.45	450
DL1812-0.47	0.47	25.2	30	220	0.50	450
DL1812-0.56	0.56	25.2	30	180	0.55	450
DL1812-0.68	0.68	25.2	30	160	0.60	450
DL1812-0.82	0.82	25.2	30	140	0.67	450
DL1812-1.0	1.00	7.96	50	100	0.50	450
DL1812-1.2	1.20	7.96	50	80	0.55	430
DL1812-1.5	1.50	7.96	50	70	0.60	410
DL1812-1.8	1.80	7.96	50	60	0.65	390
DL1812-2.2	2.20	7.96	50	55	0.70	380
DL1812-2.7	2.70	7.96	50	50	0.75	370
DL1812-3.3	3.30	7.96	50	45	0.80	355
DL1812-3.9	3.90	7.96	50	40	0.90	330
DL1812-4.7	4.70	7.96	50	35	1.00	315
DL1812-5.6	5.60	7.96	50	33	1.10	300
DL1812-6.8	6.80	7.96	50	27	1.20	285
DL1812-8.2	8.20	7.96	50	25	1.40	270
DL1812-10	10	2.52	50	20	1.60	250
DL1812-12	12	2.52	50	18	2.00	225
DL1812-15	15	2.52	50	17	2.50	200
DL1812-18	18	2.52	50	15	2.80	190
DL1812-22	22	2.52	50	13	3.20	180
DL1812-27	27	2.52	50	12	3.60	170
DL1812-33	33	2.52	50	11	4.00	160

## WIRE WOUND CHIP MOLDED INDUCTORS / DL TYPE

DL1812-39	39	2.52	50	10	4.50	150
DL1812-47	47	2.52	50	10	5.00	140
DL1812-56	56	2.52	50	9	5.50	135
DL1812-68	68	2.52	50	9	6.00	130
DL1812-82	82	2.52	50	8	7.00	120
DL1812-100	100	0.796	40	8	8.00	110
DL1812-120	120	0.796	40	6	8.00	110
DL1812-150	150	0.796	40	5	9.00	105
DL1812-180	180	0.796	40	5	9.50	102
DL1812-220	220	0.796	40	4	12.00	100
DL1812-270	270	0.796	30	4	18.00	92
DL1812-330	330	0.796	30	3.5	20.00	85
DL1812-390	390	0.796	30	3	23.00	80
DL1812-470	470	0.796	30	3	26.00	62
DL1812-560	560	0.796	30	3	30.00	50
DL1812-680	680	0.796	30	3	40.00	50
DL1812-820	820	0.796	30	2.5	45.00	30
DL1812-1000	1000	0.796	30	2.5	50.00	30

### ELECTRICAL CHARACTERISTICS FOR DL2220

Part No.	Inductance (mH)	Test Freq. (MHz)	Q Min	Self Resonant FREQ. (MHz) Min	DC Resistance (Ω) Max	Rated Current (mA) Max
DL2220-1.2	1.2	0.252	30	1.5	17	75
DL2220-1.5	1.5	0.252	30	1.4	20	70
DL2220-1.8	1.8	0.252	30	1.3	30	60
DL2220-2.2	2.2	0.252	30	1.2	35	55
DL2220-2.7	2.7	0.252	30	1.1	55	45
DL2220-3.3	3.3	0.252	30	1.0	60	40
DL2220-3.9	3.9	0.252	30	1.0	70	39
DL2220-4.7	4.7	0.252	30	0.9	78	36
DL2220-5.6	5.6	0.252	30	0.8	85	33
DL2220-6.8	6.8	0.252	30	0.7	110	30
DL2220-8.2	8.2	0.252	30	0.6	125	28
DL2220-10	10	0.0796	20	0.5	150	25

### TAPE DIMENSIONS

### REEL DIMENSIONS

#### Tape Dimensions

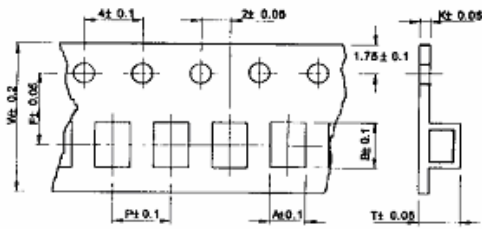


Figure 1

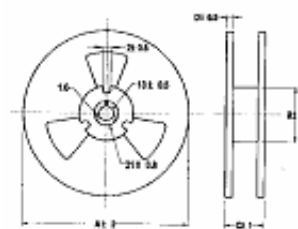
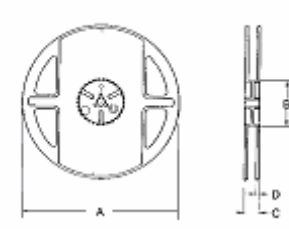


Figure 2



Part No.	Tape Dimensions (mm)							Fig.	Reel Dimensions (mm)				Quantity / Reel
	A	B	T	W	P	F	K		A	B	C	D	
DL1007	2.30	2.90	2.10	8.00	4.00	3.50	0.20	2	178	60	9	1.5	2000
DL1210	2.94	3.64	2.52	8.00	4.00	3.50	0.20	1	178	60	10	1.50	2000
DL1812	3.64	5.14	3.60	12.00	8.00	5.50	0.30	1	250	80	14	1.50	500
DL2220	4.90	5.65	5.30	16.15	12.2	5.50	0.50	2	330	80	20	2.00	1000

## X-ON Electronics

Largest Supplier of Electrical and Electronic Components

*Click to view similar products for [Ferrite Beads](#) category:*

*Click to view products by [Ferrocore](#) manufacturer:*

Other Similar products are found below :

[2943778301](#) [BMB1J0120BN3JIT](#) [82350120560](#) [0261014605](#) [2643066902](#) [3061000011](#) [2673045901](#) [2643083601](#) [2643074901](#) [4361142521](#)  
[4078078621](#) [4078044821](#) [4078033621](#) [CZB2BFTTE121P](#) [BMB2A0120AN2](#) [BMB1J0200BN3JIT](#) [EMI0805R-220](#) [74279250](#) [7427924](#)  
[CZB1JGTTD202P](#) [MAF0603GWY551AT000](#) [MAF1005GWZ102AT000](#) [BLM18HE152SH1D](#) [2944778302](#) [BLM02PX600SN1D](#) [SMB2.5-1](#)  
[EMI1206R-600](#) [BLM02KX180SN1D](#) [BLM02BC100SN1D](#) [BLM02KX100SN1D](#) [BLM02BB101SN1D](#) [BLM02BC220SN1D](#)  
[BLE32PN260SH1L](#) [BLE32PN260SN1L](#) [BLE32PN260SZ1L](#) [74275013](#) [7427503](#) [BLM18HE601SH1D](#) [BLM15BD152SN1D](#)  
[BLM15BD152SZ1D](#) [BLE18PS080SZ1D](#) [BLM21PG221BH1D](#) [WLBD1005HCU330TL](#) [BLM21AG471BH1D](#) [BLE18PS080BH1D](#)  
[BLM21AG331BH1D](#) [BLM21PG300BH1D](#) [BLM21PG600BH1D](#) [BLM03HB401SZ1D](#) [BLM03HB401SN1D](#)