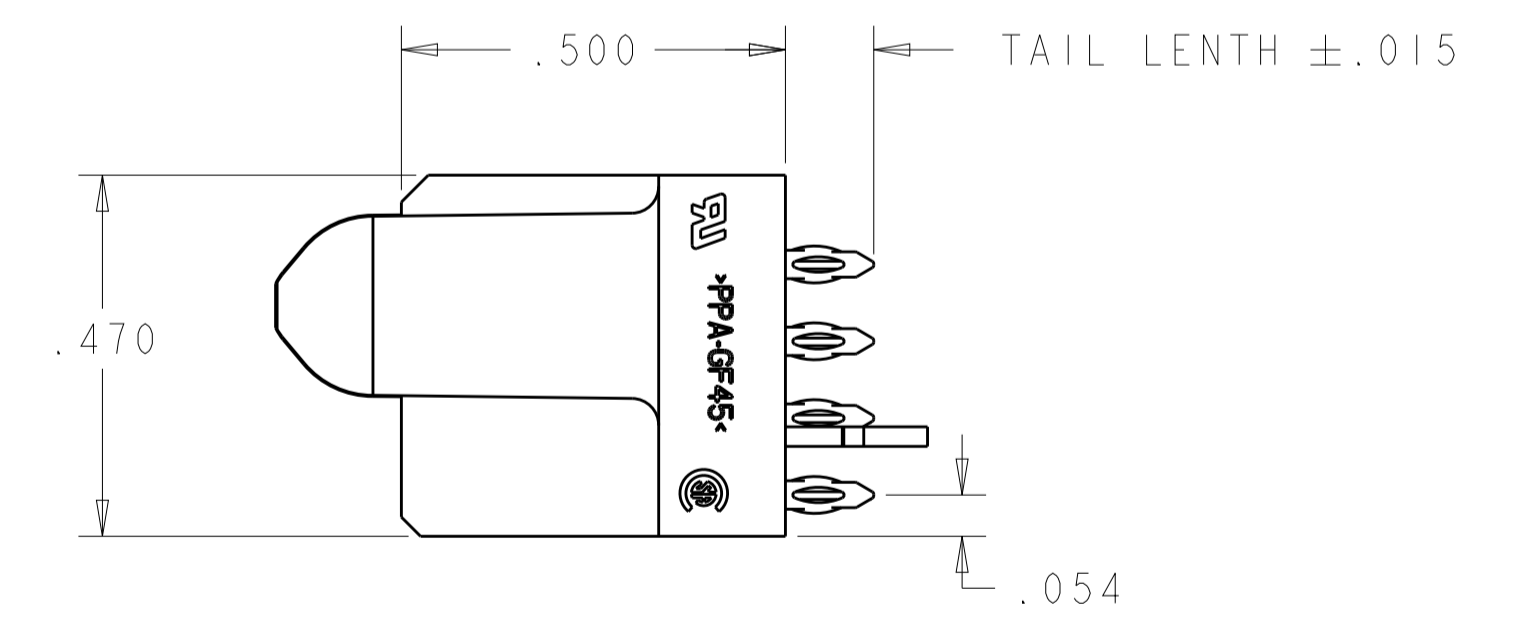
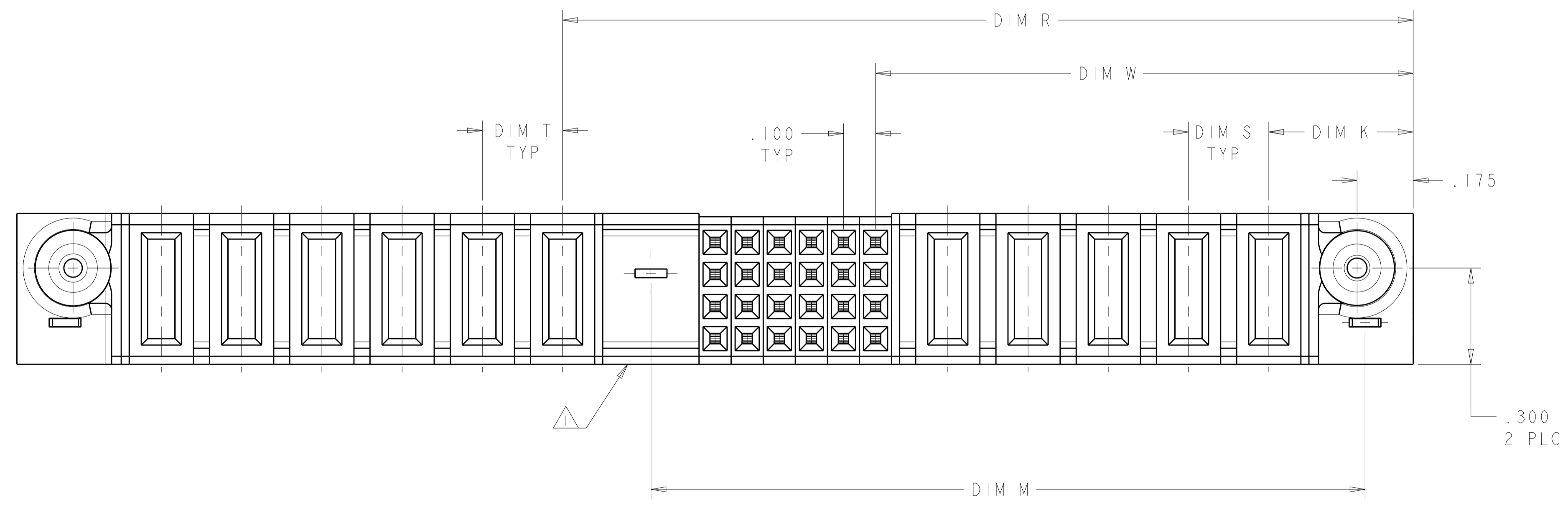
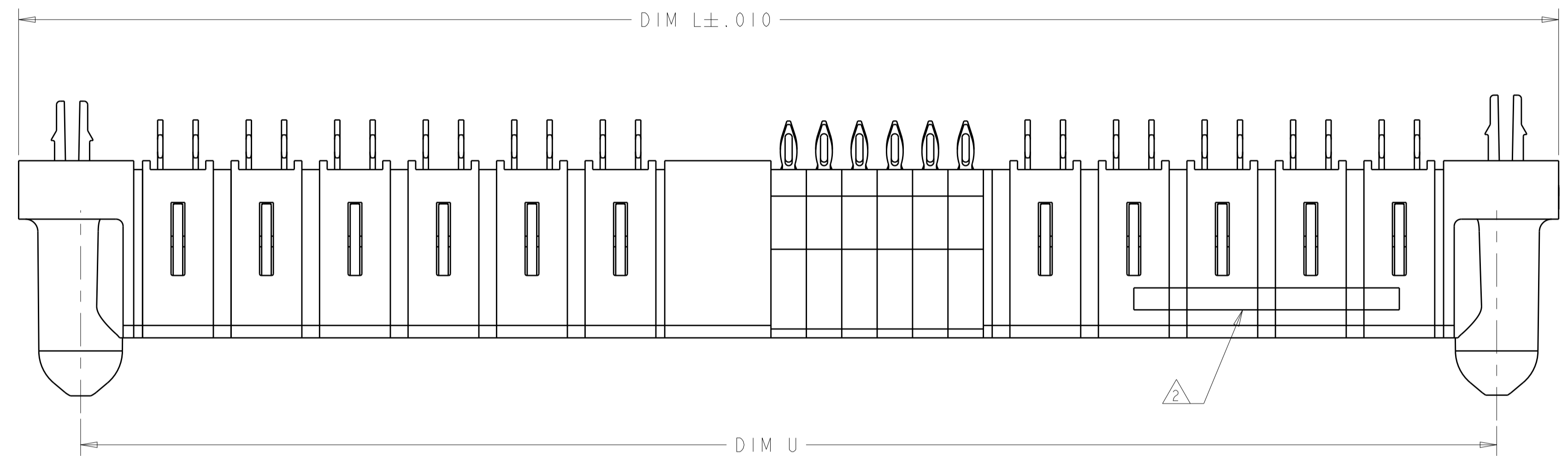
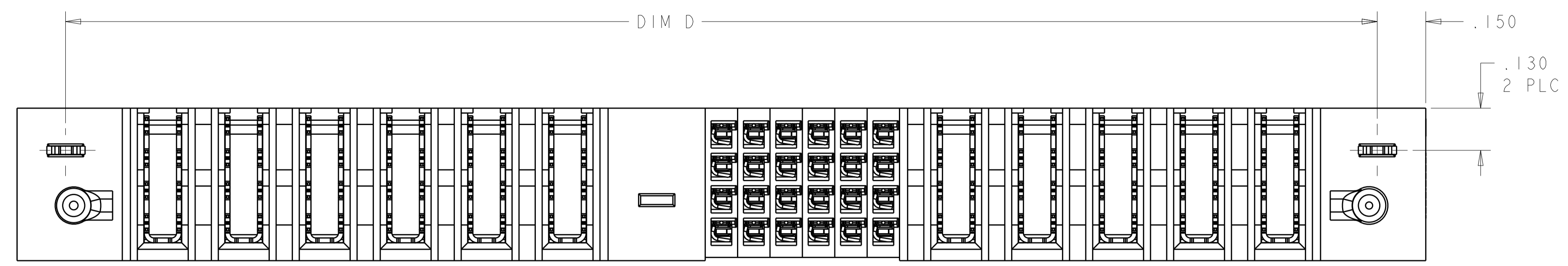


LOC	DIST	REVISIONS					
		P	LTH	DESCRIPTION	DATE	DMN	APVD
ES	00	K9		REV PER ECR-12-018831	30OCT2012	AY	SZ




- 1 OPTIONAL CENTER MODULE, WITH Ø.150 THRU HOLE OR HOLD DOWN FEATURE
- 2 "AMP", PART NUMBER AND DATE CODE TO BE MARKED IN AREA SHOWN PARTS UNDER 2.00 LONG MAY BE MARKED ON BOTH SIDES
- 3 MATERIAL: HOUSING - GLASS FILLED HIGH TEMP THERMO PLASTIC, UL94 V-0
 SIGNAL CONTACT - HIGH CONDUCTIVITY COPPER ALLOY
 POWER CONTACT - HIGH CONDUCTIVITY COPPER ALLOY
- 4 CONTACT PLATING: NOBLE METAL PLATING ON CONTACT FUNCTIONAL AREA OF POWER CONTACTS AND SIGNAL CONTACTS.
- 5 MECHANICAL CONNECTOR KEEP OUT ZONE
- 6 DATUM AND BASIC DIMENSIONS ESTABLISHED BY CUSTOMER
- 7 PCB - ALL HOLE DIAMETERS ARE FINISHED HOLE SIZES
- 8 PCB - 0.0453 ±.0010 DRILLED HOLES PLATED WITH .0003 MIN Sn OVER .001 TO .003 Cu PLATING TO ACHIEVE A .040 HOLE
- 9 VARIABLE DIMENSION SHOWN VIEW (SHEET 6)

THIS DRAWING IS A CONTROLLED DOCUMENT.		DMN R. GRZYBOWSKI CHK M. PERCHERKE APVD M. PERCHERKE	29APR05 29APR05	TE Connectivity NAME VERTICAL RECEPTACLE ASSEMBLY WITH GUIDES MULTI-BEAM XL
DIMENSIONS: INCHES	TOLERANCES UNLESS OTHERWISE SPECIFIED:	PRODUCT SPEC 108-1973 APPLICATION SPEC 114-13038	SIZE A1	
0 PLC ±. 1 PLC ±.01 2 PLC ±.01 3 PLC ±.005 4 PLC ±.0020 ANGLES ±.7°	FINISH 3 4	WEIGHT CUSTOMER DRAWING	CAGE CODE DRAWING NO A100779C=6450540 SCALE 2:1 SHEET 1 OF 19 REV K9	

THIS DRAWING IS UNPUBLISHED. RELEASED FOR PUBLICATION 20
 © COPYRIGHT 20 BY - ALL RIGHTS RESERVED.

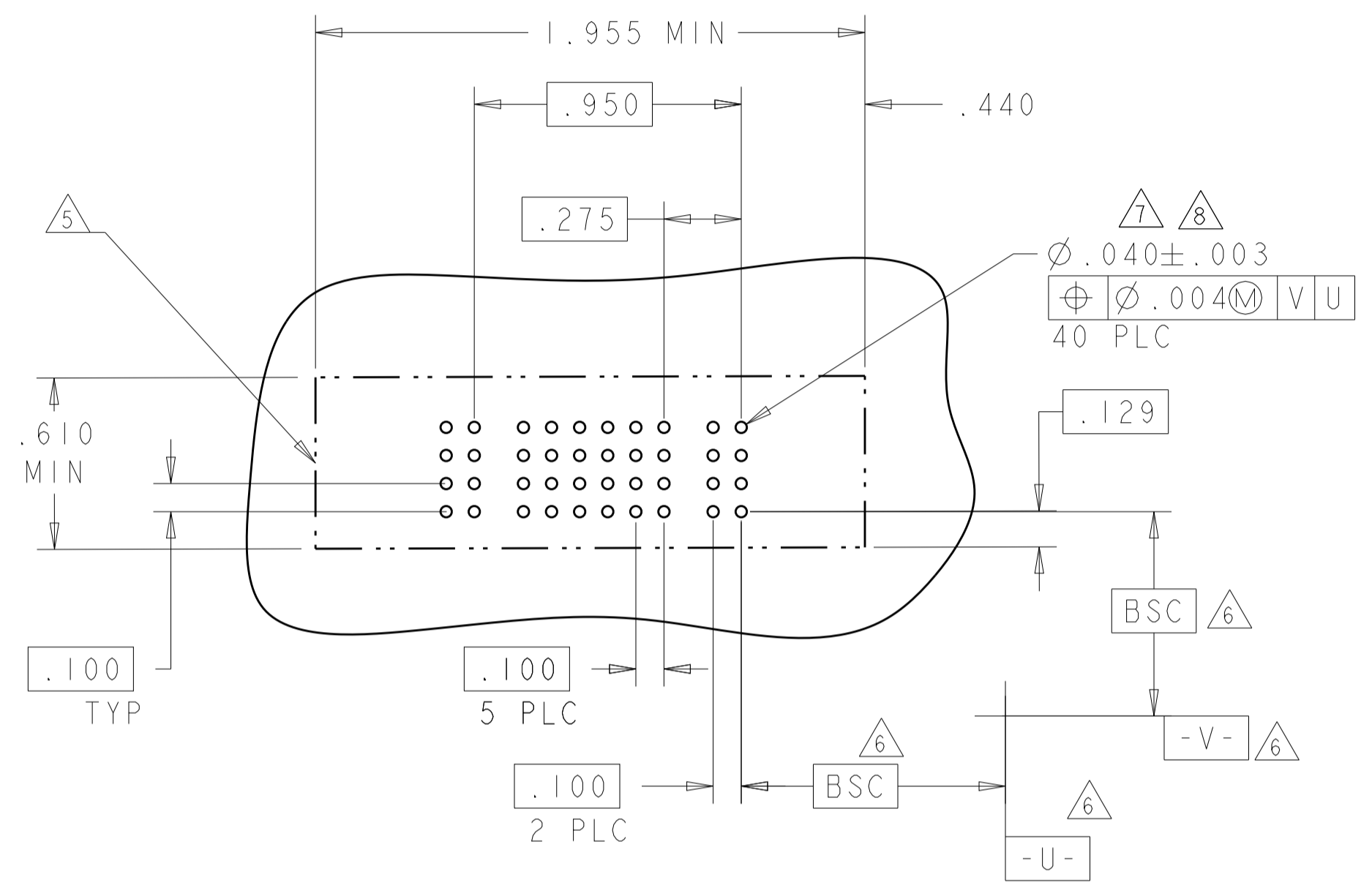
LOC		DIST		REVISIONS			
ES	00	P	LTN	DESCRIPTION	DATE	OWN	APVD
		-		SEE SHEET 1	-	-	-

K9	1.350	1.300	-	-	1.200	.625	-	1.650	.450	1P + 20S + 1P	6-6450540-6
	2.550	2.500	.250	.250	1.650	1.375	-	2.85	.450	4P + 8S + 4P	6-6450540-5
	1.350	1.300	-	-	1.200	.625	-	1.650	.450	1P + 20S + 1P	6-6450540-2
	-	3.300	.200	.200	2.200	1.625	-	3.650	.450	6P + 20S + 6P	6-6450540-1
	2.950	2.900	.250	.250	2.050	1.375	-	3.250	.450	4P + 24S + 4P	6-6450540-0
	2.050	2.000	.250	.250	1.650	.925	-	2.350	.450	2P + 24S + 2P	5-6450540-9
	2.050	2.000	.250	.250	1.400	1.125	-	2.350	.450	3P + 8S + 3P	5-6450540-5
	2.500	2.450	.250	.250	1.850	1.375	-	2.800	.450	4P + 16S + 3P	5-6450540-4
	2.950	2.900	.250	.250	2.050	1.375	-	3.250	.450	4P + 24S + 4P	5-6450540-3
	1.350	1.300	-	-	1.200	.675	-	1.650	.450	1P + 16S + 1P	5-6450540-2
	1.750	1.700	.250	.250	1.350	.875	-	2.050	.450	2P + 16S + 2P	5-6450540-1
	5.950	5.900	.250	.250	3.550	2.8750	-	6.250	.450	10P + 24S + 10P	5-6450540-0
	5.150	5.100	.250	.250	3.250	2.375	-	5.450	.450	8P + 32S + 8P	4-6450540-9
	1.250	1.200	-	-	1.100	.625	-	1.550	.450	1P + 16S + 1P	4-6450540-8
	2.150	2.100	.250	.250	1.500	1.175	-	2.450	.450	3P + 8S + 3P	4-6450540-7
	1.150	1.100	-	-	1.000	.675	-	1.450	.450	1P + 8S + 1P	4-6450540-6
	-	-	-	.200	-	-	-	2.820	.450	12HDP	4-6450540-5
	-	-	.200	.200	2.600	1.625	-	3.970	.450	6HDP + 36S + 7HDP	4-6450540-4
	2.65	2.60	.250	.250	2.250	1.625	-	2.950	.450	5P + 20S + 2P	(E) 4-6450540-3
	-	-	-	.200	-	-	-	2.620	.450	11HDP	(E) 4-6450540-2
	-	-	.200	.200	2.600	1.625	-	3.770	.450	6P + 36S + 6P	4-6450540-1
	-	-	.200	.200	4.500	3.425	-	7.470	.450	15P + 40S + 15P	4-6450540-0
	-	-	.200	.200	-	-	-	7.470	-	15P + 40S + 15P	(D) 3-6450540-9
	4.650	4.600	.250	.250	3.250	1.875	-	4.950	.450	6P + 52S + 6P	(D) 2-6450540-7
	1.950	1.900	-	-	1.550	.875	-	2.250	.450	2P + 24S + 2P	(D) 2-6450540-5
	2.450	2.400	.250	.250	1.800	1.125	-	2.750	.450	3P + 24S + 3P	(D) 2-6450540-0
	-	1.575	-	-	1.425	.700	-	1.925	.475	1P + 24S + 1P	(E) 1-6450540-8
	-	5.450	$\triangle 10$	$\triangle 10$	3.075	2.425	-	5.800	.425	10P + 24S + 12P	1-6450540-4
	3.250	3.200	.200	.200	2.125	1.575	-	3.550	.425	6P + 20S + 6P	1-6450540-2
	-	2.850	.250	.250	2.000	1.125	-	3.200	.450	3P + 32S + 4P	1-6450540-1
	1.950	1.900	.250	.250	1.550	.875	-	2.250	.450	2P + 24S + 2P	1-6450540-0
	-	1.400	.250	.250	1.300	.625	-	1.750	.450	1P + 24S + 1P	6450540-7
	-	2.400	.250	.250	2.050	1.375	-	2.750	.450	4P + 24S + 2P	6450540-6
	-	3.100	.250	.250	2.000	1.625	-	3.450	.450	5P + 12S + 5P	6450540-5
	-	3.400	.250	.250	2.050	1.375	-	3.750	.450	4P + 24S + 6P	6450540-4
	-	7.400	.250	.250	5.050	2.875	-	7.750	.450	10P + 84S + 10P	6450540-3
	-	4.000	.250	.250	2.650	1.675	2.225	4.350	.450	5P+24S+1M+6P	6450540-2
	-	1.575	-	-	1.425	.700	-	1.925	.475	1P + 24S + 1P	6450540-1
D	U	T	S	R	W	M	L	K		DESCRIPTION	PART NUMBER

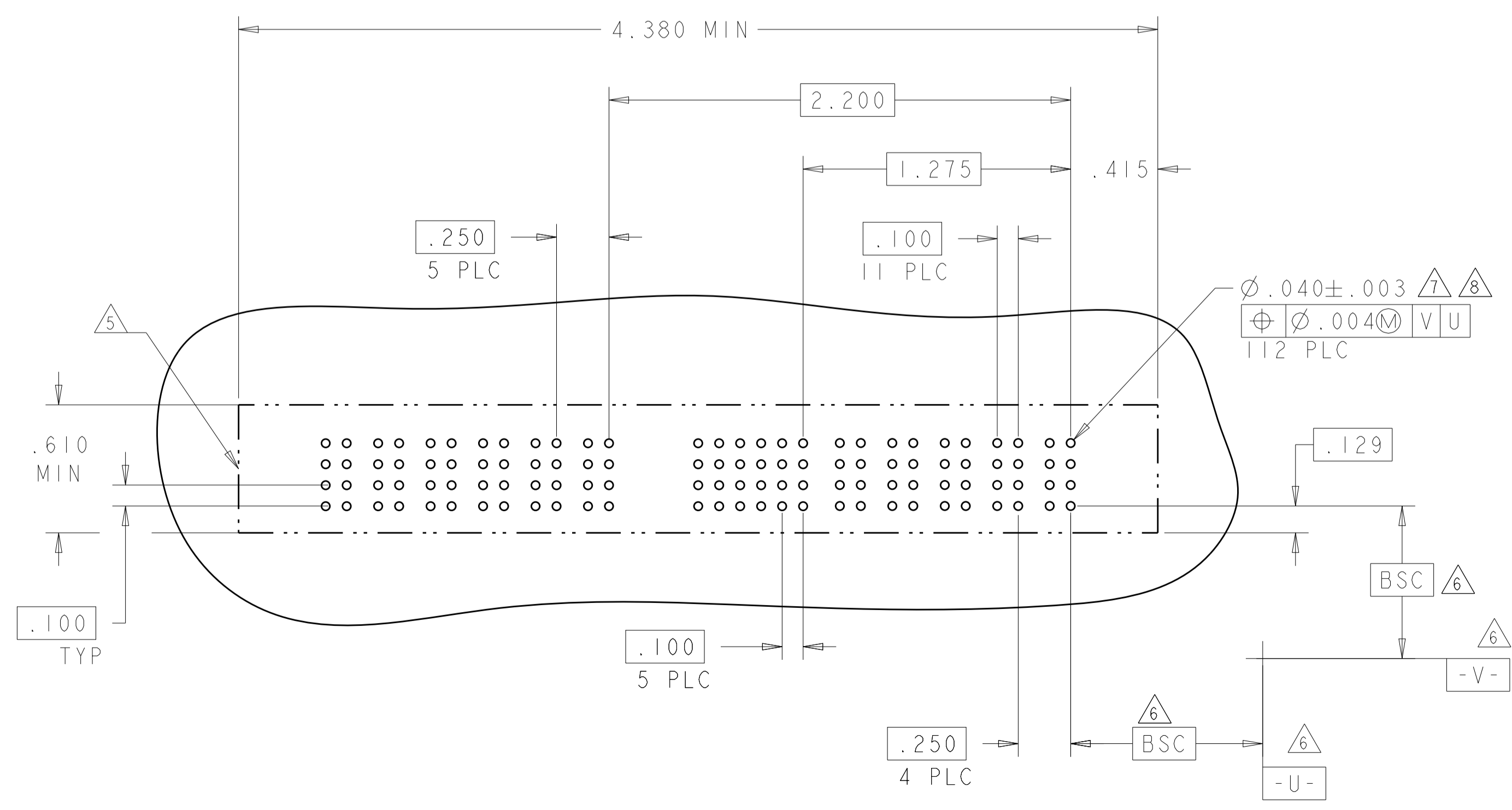
THIS DRAWING IS A CONTROLLED DOCUMENT.		OWN R. GRZYBOWSKI 29APR05	 TE Connectivity VERTICAL RECEPTACLE ASSEMBLY WITH GUIDES MULTI-BEAM XL
DIMENSIONS: INCHES		CHK M. PERCHERKE 29APR05	
TOLERANCES UNLESS OTHERWISE SPECIFIED:		APVD M. PERCHERKE	NAME
0 PLC ±. 1 PLC ±.01 2 PLC ±.005 3 PLC ±.005 4 PLC ±.0020 ANGLES ±.0020 FINISH		PRODUCT SPEC 108-1973	SIZE A100779
MATERIAL		APPLICATION SPEC 114-13038	RESTRICTED TO
CUSTOMER DRAWING		WEIGHT	SCALE 2:1 SHEET 2 OF 19 REV K9

LOC	DIST	REV	DATE	APPD
ES	00			

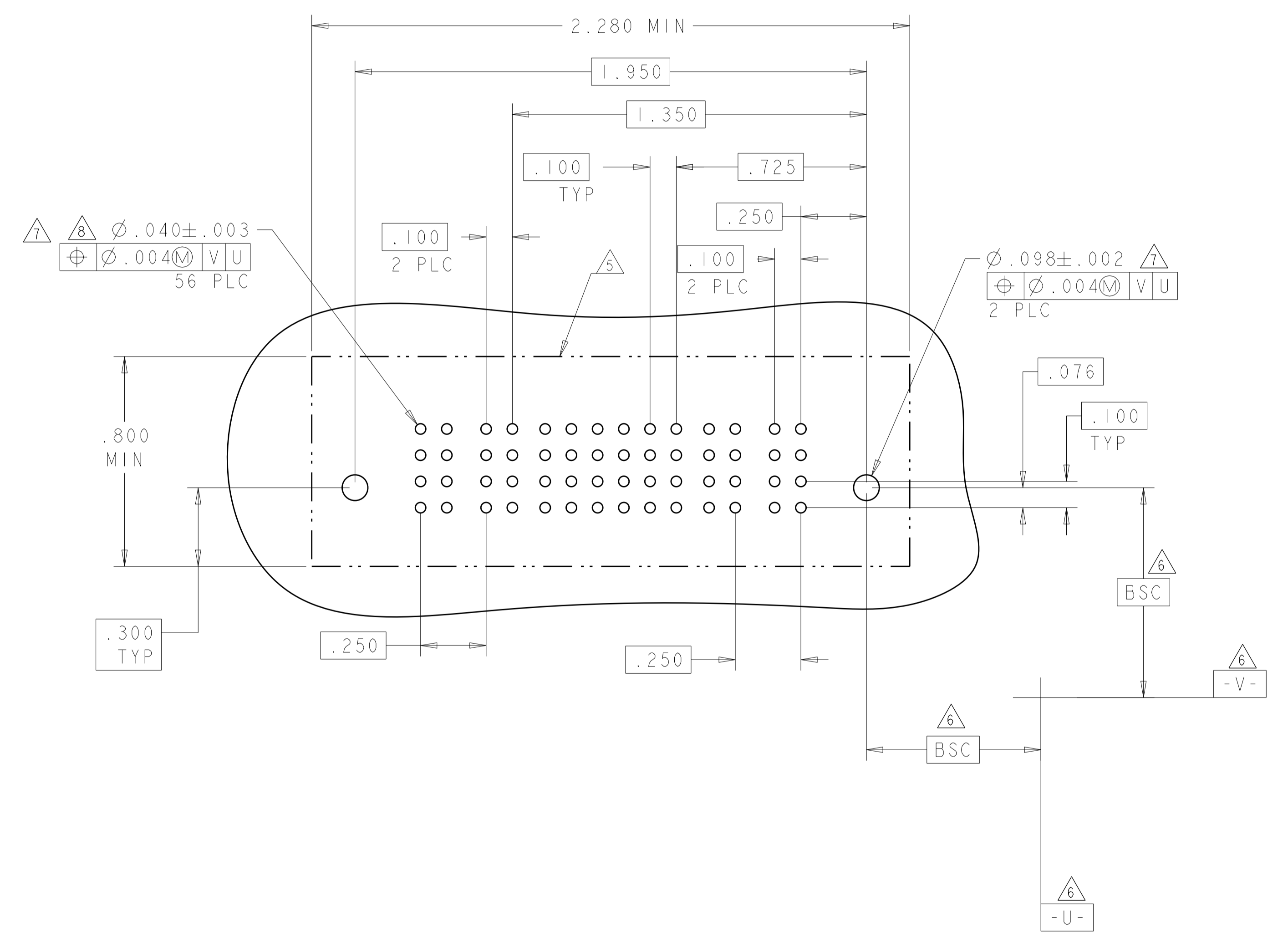
PART NUMBER	ROWS	POWER						SIGNAL						POWER			
		P2	6	5	4	3	2	1	PI	P1	6	5	4	3	2	1	PI
6450540-1	DCBA	GP														GP	
		AP														GP	
		AP														GP	
IP + 24S + IP																	



PART NUMBER	ROWS	POWER						SIGNAL						POWER				
		PI1	PI0	P9	P8	P7	P6	MI	6	5	4	3	2	1	P5	P4	P3	P2
6450540-2	DCBA	GP						AP						GP				
		GP						AP						GP				
		GP						AP						GP				
5P + 24S + 1M + 6P																		



PART NUMBER	ROWS	POWER		SIGNAL						POWER	
		P4	P3	6	5	4	3	2	1	P2	PI
2-6450540-5	DCBA	GP		AP						GP	
		GP		AP						GP	
		GP		AP						GP	
2P + 24S + 2P											



VS	STD POWER PRESSFIT CONTACT .115 LG
VP	MFBL POWER PRESSFIT CONTACT .115 LG
GS	STD POWER PRESSFIT CONTACT .135 LG
GP	MFBL POWER PRESSFIT CONTACT .135 LG
P	SIGNAL PRESSFIT CONTACT .115 LG
AP	SIGNAL PRESSFIT CONTACT .135 LG
CODE	TAIL LENGTH

CONTACT TABLE

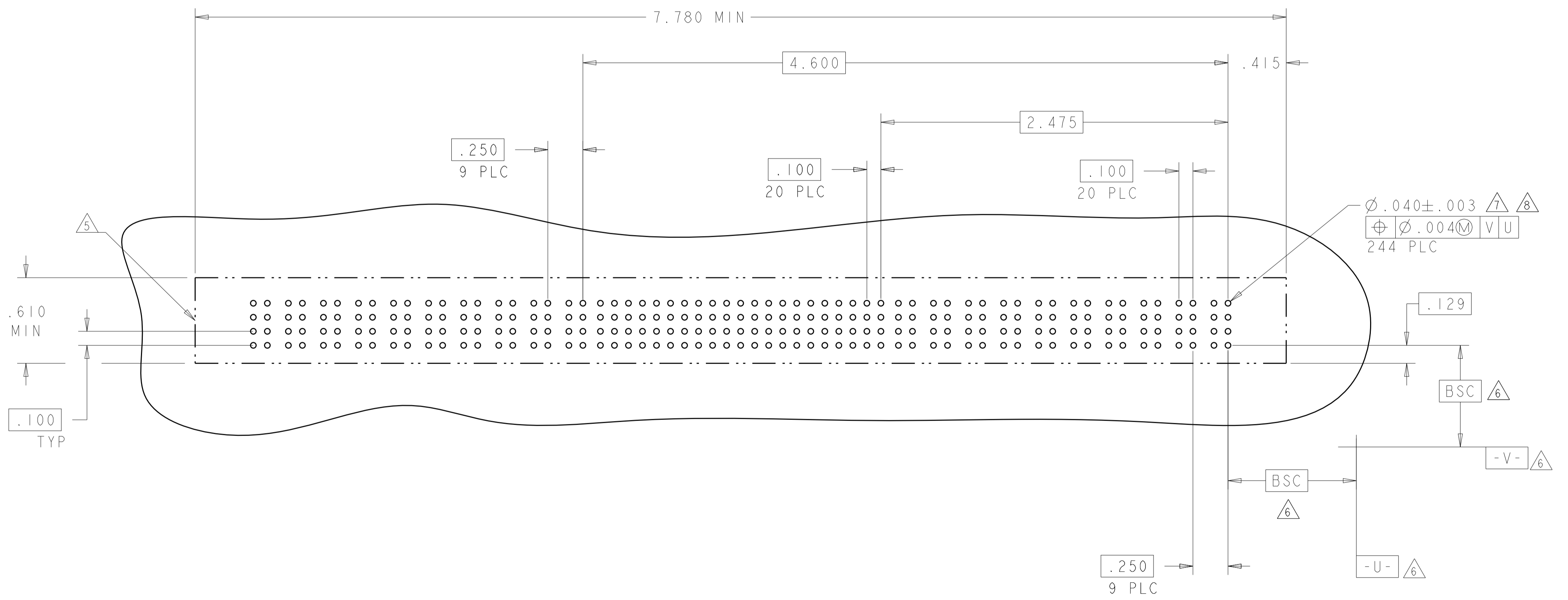
THIS DRAWING IS A CONTROLLED DOCUMENT.		DWN	R. GRZYBOWSKI	29APR05
DIMENSIONS: INCHES		CHK	M. PERCHERKE	29APR05
TOLERANCES UNLESS OTHERWISE SPECIFIED:		APPD	M. PERCHERKE	
0 PLC ±.01		PRODUCT SPEC		
1 PLC ±.01		APPLICATION SPEC		
2 PLC ±.005		SIZE	114-13038	RESTRICTED TO
3 PLC ±.002		WEIGHT		
4 PLC ±.002		CUSTOMER DRAWING		
MATERIAL FINISH		SCALE	2:1	SHEET 3 OF 19

STE TE Connectivity
VERTICAL RECEPTACLE ASSEMBLY WITH GUIDES MULTI-BEAM XL

SIZE CAGE CODE DRAWING NO. RESTRICTED TO
 A100779C=6450540

LOC		DIST		REVISIONS			
ES		00		REV.	DATE	BY	APPV
				1			
				2	SEE SHEET 1		

PART NUMBER	ROWS	POWER										SIGNAL																POWER																					
		P20	P19	P18	P17	P16	P15	P14	P13	P12	P11	21	20	19	18	17	16	15	14	13	12	11	10	9	8	7	6	5	4	3	2	1	P10	P9	P8	P7	P6	P5	P4	P3	P2	P1							
6450540-3	D	GP	GP	GP	GP	GP	GP	GP	GP	GP	AP	AP	AP	AP	AP	AP	AP	AP	AP	AP	AP	AP	AP	AP	AP	AP	AP	AP	AP	AP	AP	AP	AP	AP	AP	AP	AP	AP	GP	GP	GP	GP	GP	GP	GP	GP	GP	GP	
	C	GP	GP	GP	GP	GP	GP	GP	GP	GP	AP	AP	AP	AP	AP	AP	AP	AP	AP	AP	AP	AP	AP	AP	AP	AP	AP	AP	AP	AP	AP	AP	AP	AP	AP	AP	AP	AP	AP	GP	GP	GP	GP	GP	GP	GP	GP	GP	GP
	B	GP	GP	GP	GP	GP	GP	GP	GP	GP	AP	AP	AP	AP	AP	AP	AP	AP	AP	AP	AP	AP	AP	AP	AP	AP	AP	AP	AP	AP	AP	AP	AP	AP	AP	AP	AP	AP	AP	AP	GP	GP	GP	GP	GP	GP	GP	GP	GP
A																																																	
		10P + 84S + 10P																																															



CODE	TAIL LENGTH
HP	MFBL POWER PRESSFIT CONTACT .165 LG
BP	SIGNAL PRESSFIT CONTACT .165 LG
GP	MFBL POWER PRESSFIT CONTACT .135 LG
AP	SIGNAL PRESSFIT CONTACT .135 LG

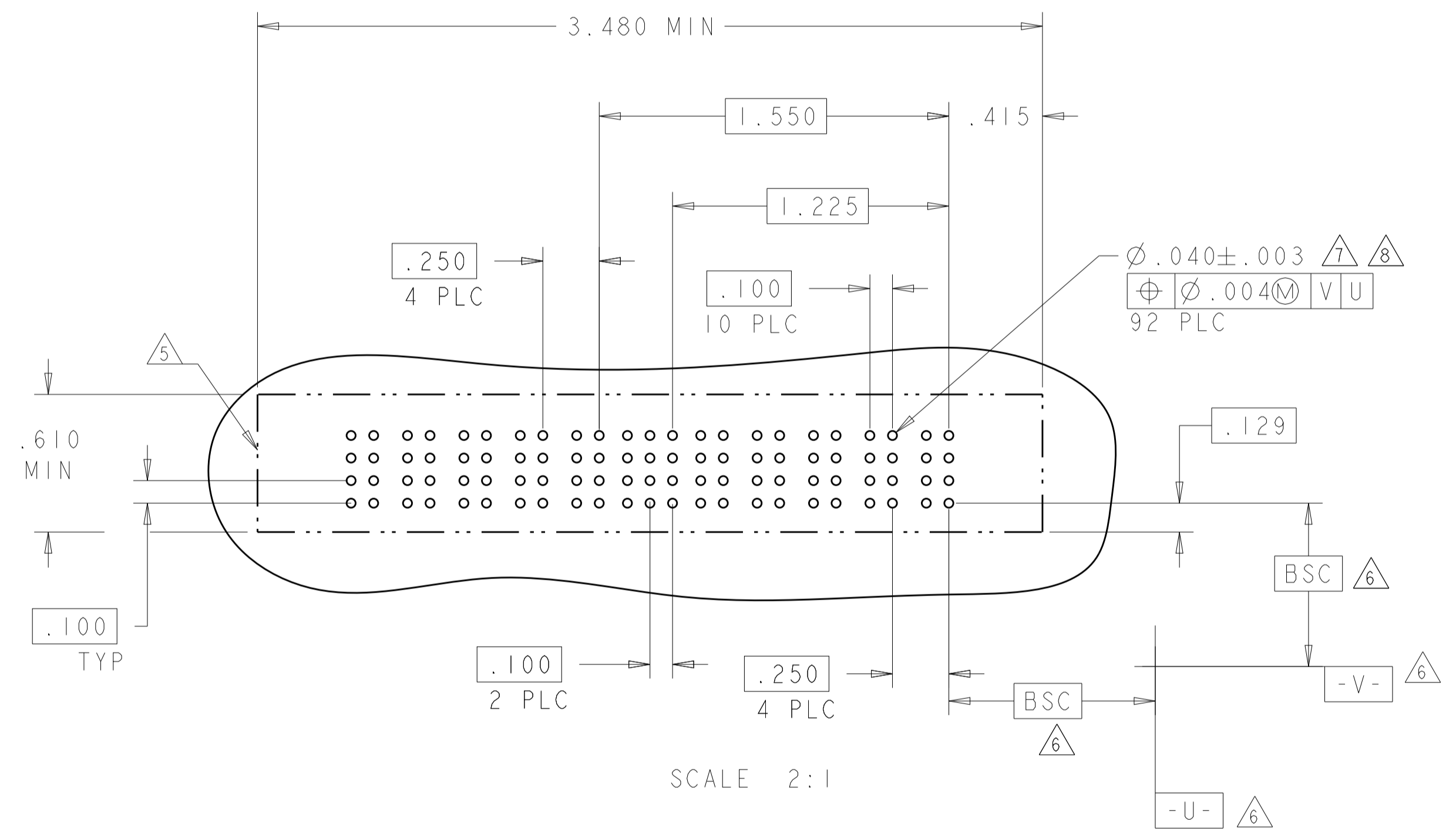
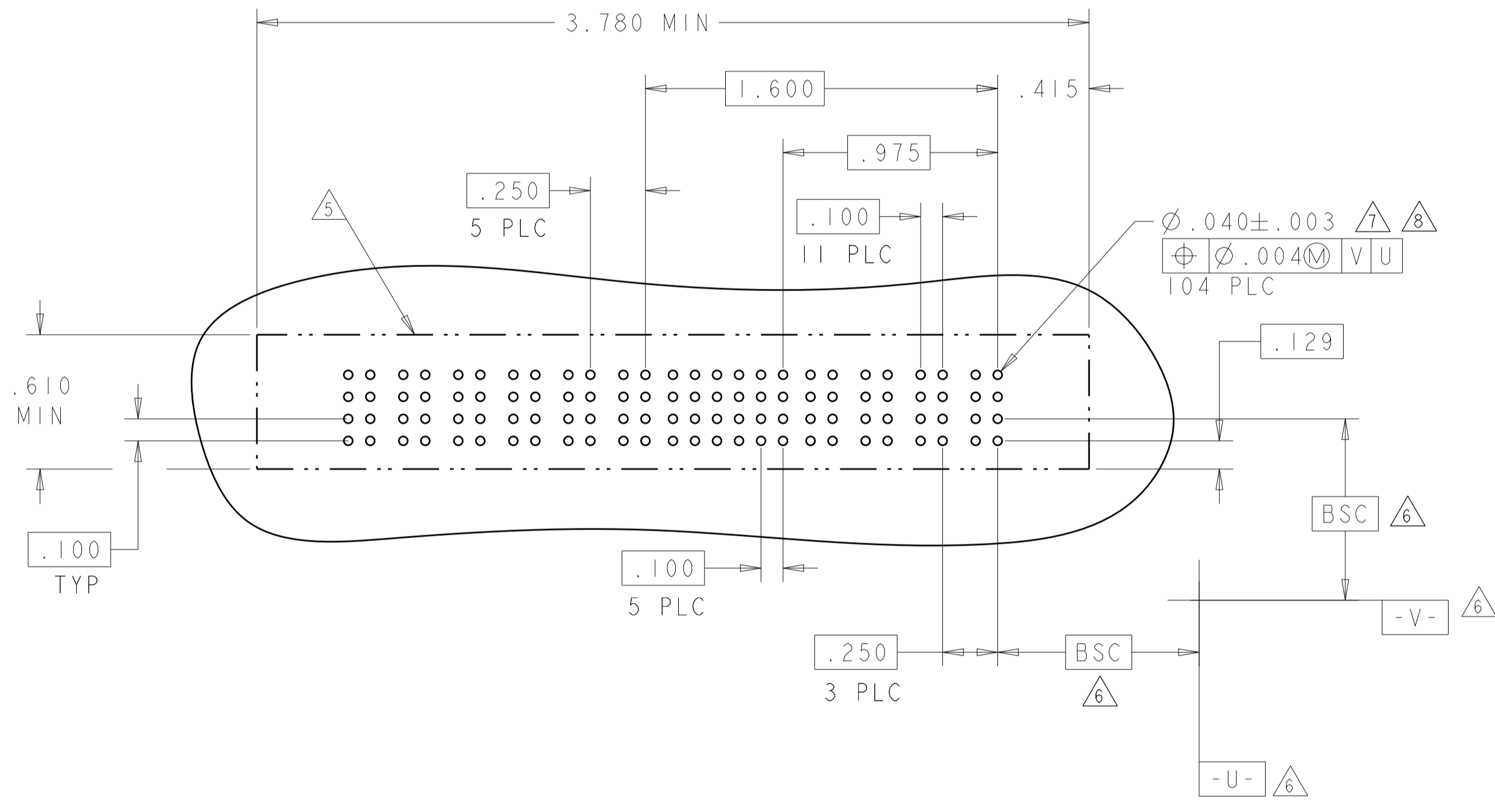
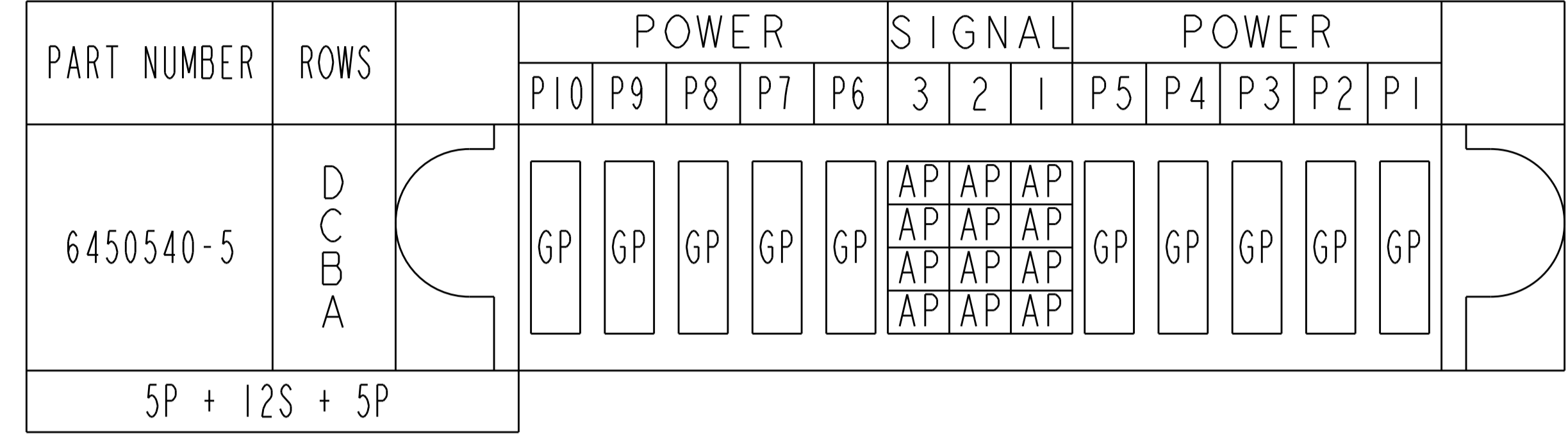
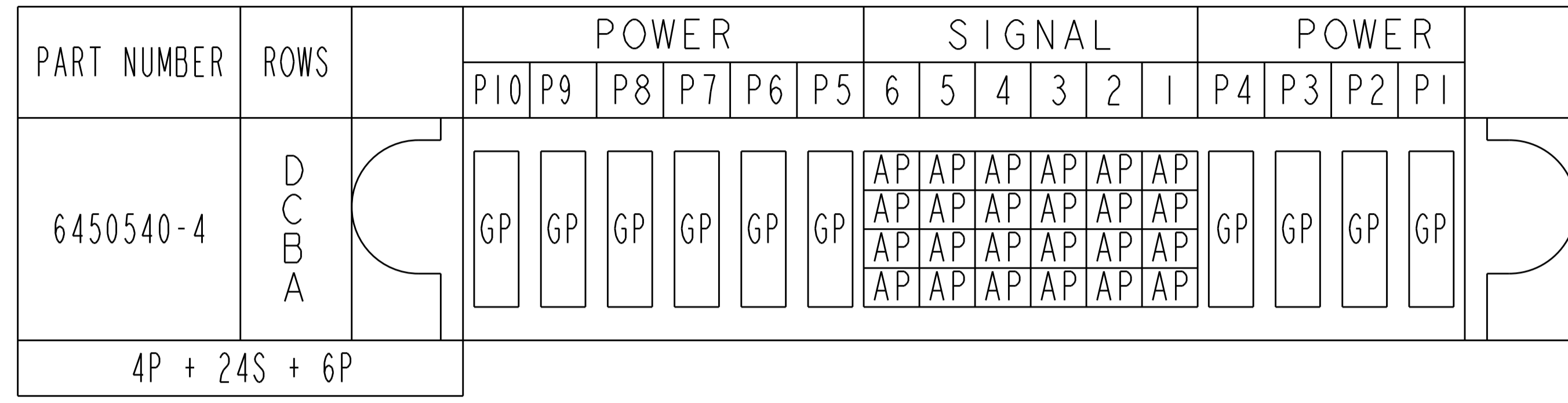
CONTACT TABLE	
NAME	VERTICAL RECEPTACLE ASSEMBLY WITH GUIDES MULTI-BEAM XL
SIZE	A1
CAGE CODE	100779
DRAWING NO	6450540
RESTRICTED TO	

DIMENSIONS:	
INCHES	TOLERANCES UNLESS OTHERWISE SPECIFIED:
0 PLC	± .01
1 PLC	± .01
2 PLC	± .01
3 PLC	± .005
4 PLC	± .005
5 PLC	± .0020
ANGLES	M*
MATERIAL	FINISH

DWN	R. GRZYBOWSKI	29APR05
CHK	M. PERCHERKE	29APR05
APVD	M. PERCHERKE	
PRODUCT SPEC		
APPLICATION SPEC		
WEIGHT		
CUSTOMER DRAWING		



LOC	DIST	REVISIONS			
P	LTN	DESCRIPTION	DATE	DMN	APVD
-	-	SEE SHEET 1	-	-	-



GP	MFBL POWER PRESSFIT CONTACT .135 LG
AP	SIGNAL PRESSFIT CONTACT .135 LG
CODE	TAIL LENGTH
CONTACT TABLE	

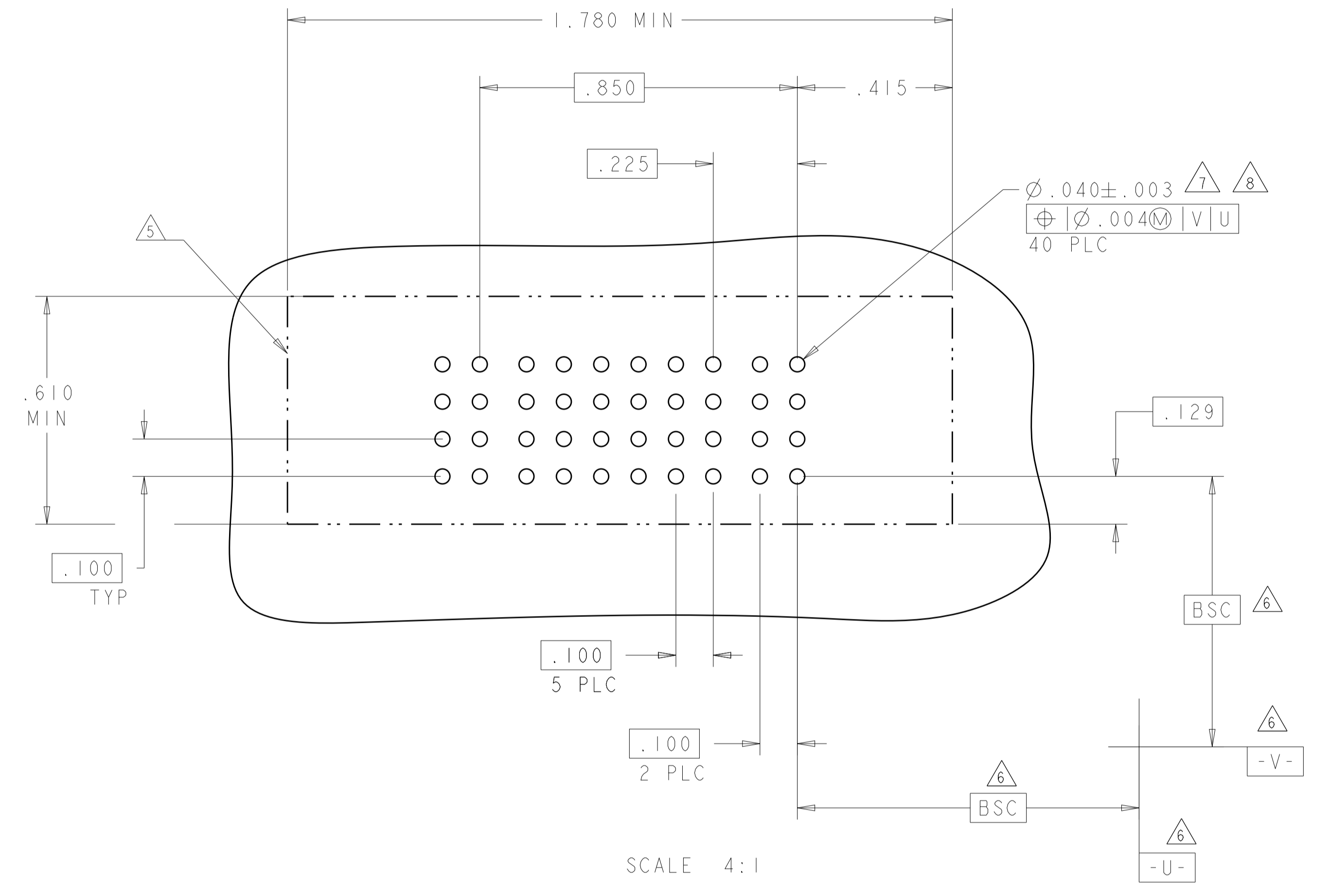
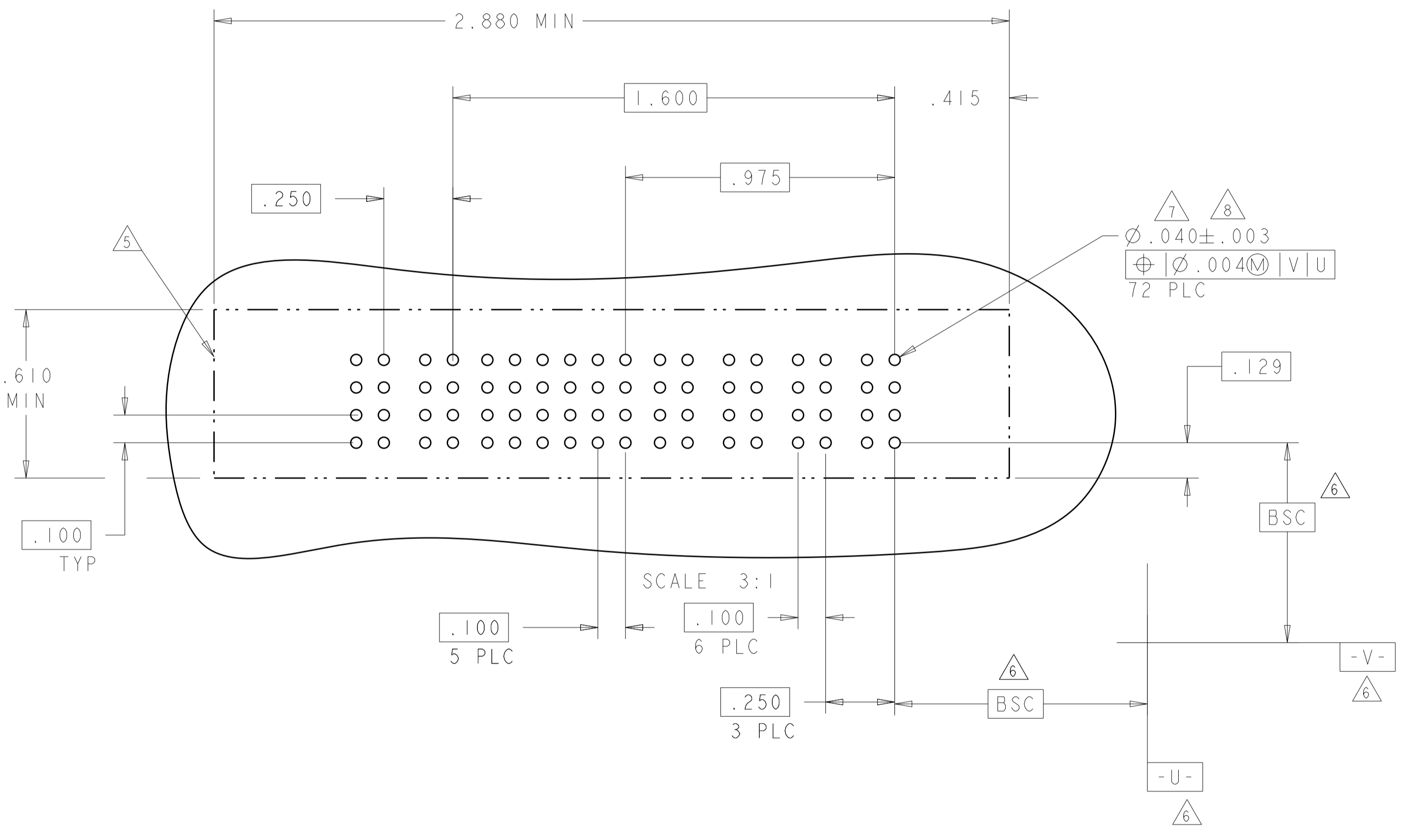
THIS DRAWING IS A CONTROLLED DOCUMENT.		DMN: R. GRZYBOWSKI 29APR05	TE Connectivity
DIMENSIONS: INCHES		CHK: M. PERCHERKE 29APR05	
TOLERANCES UNLESS OTHERWISE SPECIFIED:		APVD: M. PERCHERKE	NAME: VERTICAL RECEPTACLE ASSEMBLY WITH GUIDES MULTI-BEAM XL
0 PLC ± .01		PRODUCT SPEC: 108-1973	SIZE: CAGE CODE DRAWING NO: A100779 C=6450540
1 PLC ± .01		APPLICATION SPEC: 114-13038	RESTRICTED TO: -
2 PLC ± .005		WEIGHT: -	SCALE: 2:1 SHEET 5 OF 19 REV: K9
3 PLC ± .002		CUSTOMER DRAWING	
4 PLC ± .0020			
ANGLES ± .020			
FINISH: #2			

LOC	DIST	REV	DATE	APPV
ES	00			

REVISIONS		DATE	OWN	APPV
-	SEE SHEET 1	-	-	-

PART NUMBER	ROWS	POWER		SIGNAL						POWER					
		P6	P5	6	5	4	3	2	1	P4	P3	P2	P1		
6450540-6	D C B A	GP	GP	AP	AP	AP	AP	AP	AP	AP	AP	GP	GP	GP	GP
				AP	AP	AP	AP	AP	AP	AP	AP				
				AP	AP	AP	AP	AP	AP	AP	AP				
				AP	AP	AP	AP	AP	AP	AP	AP				
4P + 24S + 2P															

PART NUMBER	ROWS	POWER		SIGNAL						POWER		
		P2	6	5	4	3	2	1	P1			
6450540-7	D C B A	GP	GP	AP	AP	AP	AP	AP	AP	AP	AP	GP
				AP	AP	AP	AP	AP	AP	AP	AP	
				AP	AP	AP	AP	AP	AP	AP	AP	
				AP	AP	AP	AP	AP	AP	AP	AP	
IP + 24S + IP												



THIS DRAWING IS A CONTROLLED DOCUMENT.

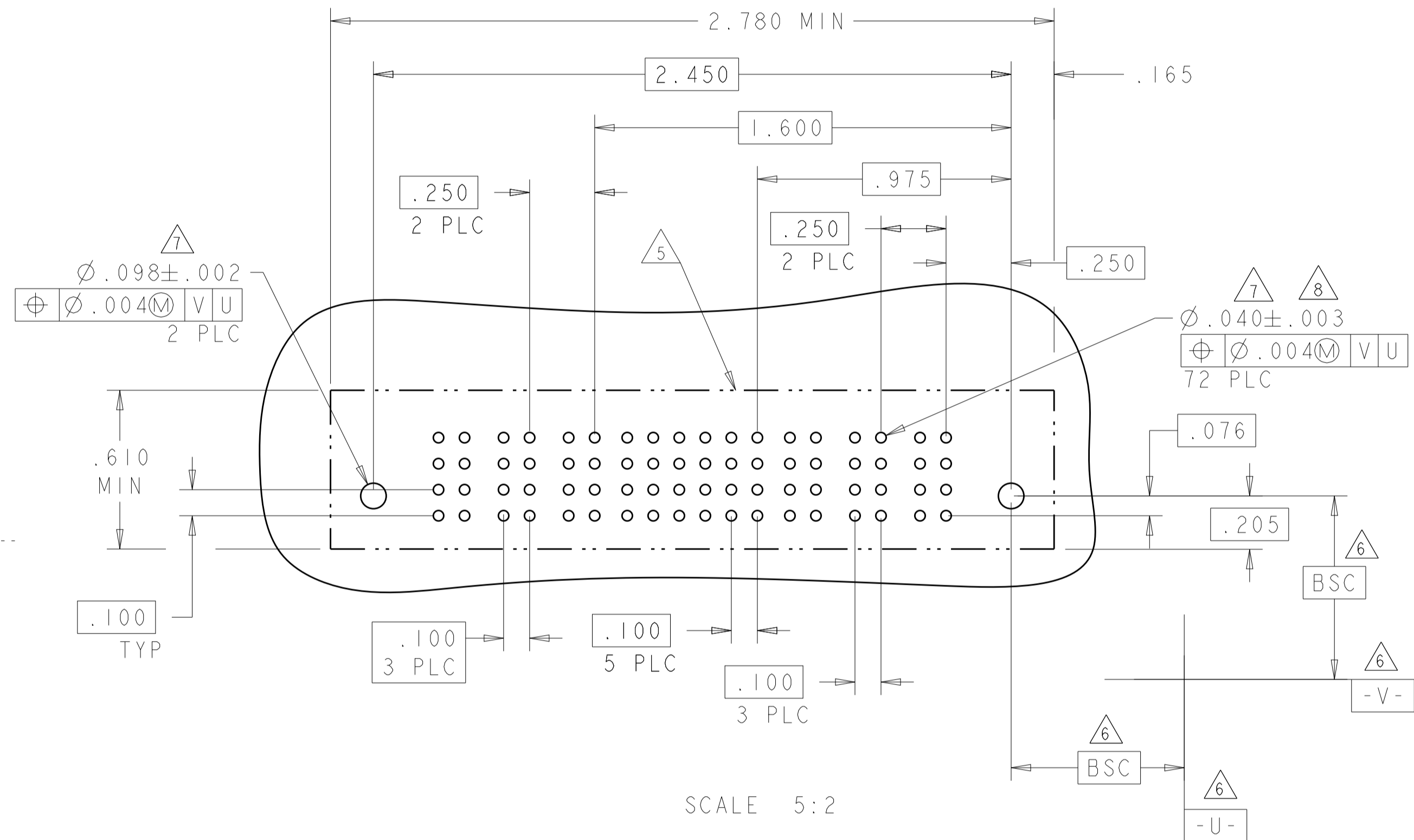
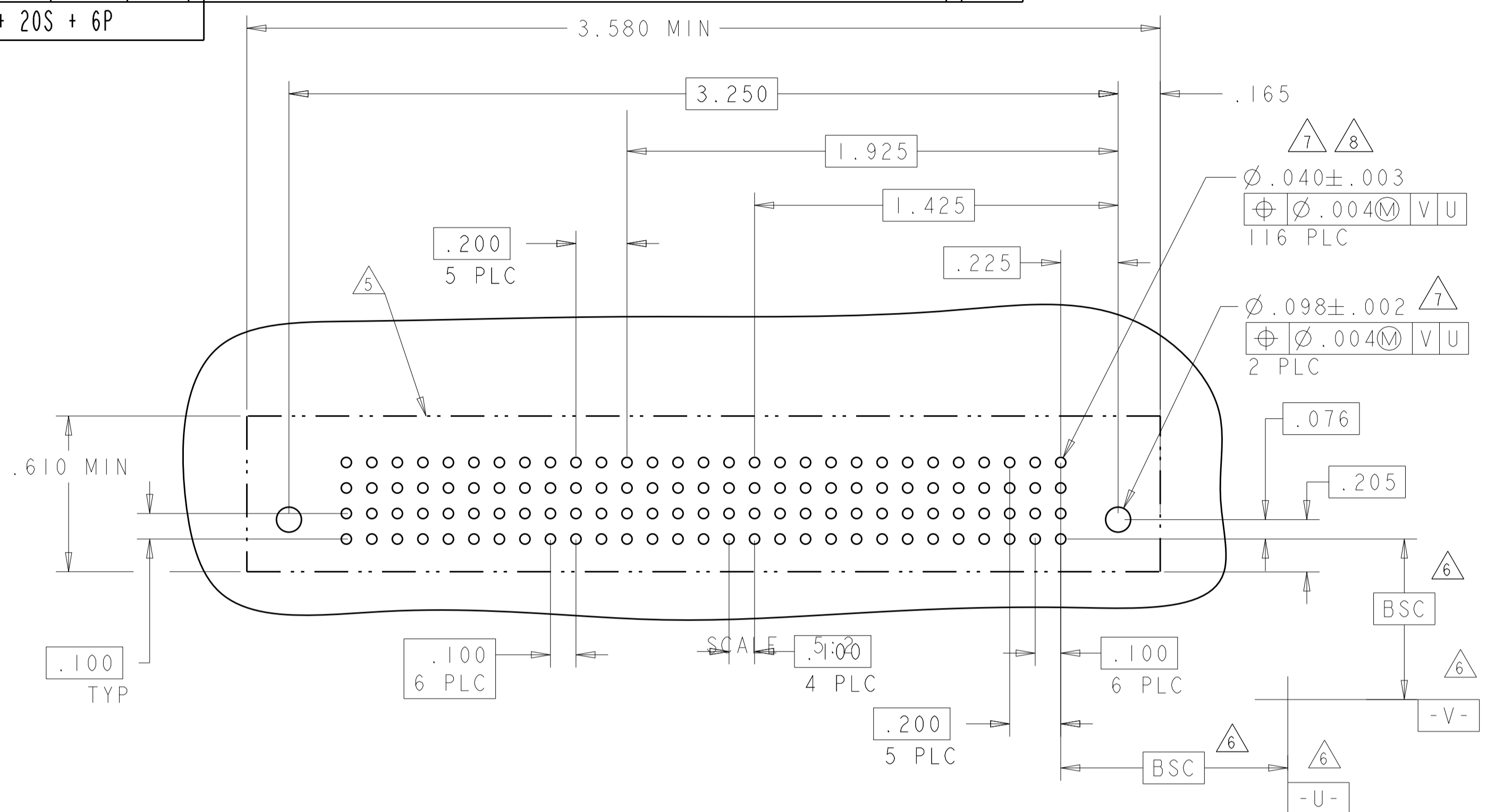
DIMENSIONS: INCHES	TOLERANCES UNLESS OTHERWISE SPECIFIED: 0 PLC ±. 1 PLC ±.01 2 PLC ±.01 3 PLC ±.005 4 PLC ±.0020 ANGLES ±.7°	FINISH	APPROVED: M. PERCHERKE	NAME: M. PERCHERKE	DATE: 29APR05
MATERIAL	PRODUCT SPEC: 108-1973	APPLICATION SPEC: 114-13038	WEIGHT	SIZE: A1	CAGE CODE: 6450540
CUSTOMER DRAWING			SCALE: 2:1	SHEET: 6 OF 19	REV: K9

STE TE Connectivity
VERTICAL RECEPTACLE ASSEMBLY WITH GUIDES MULTI-BEAM XL

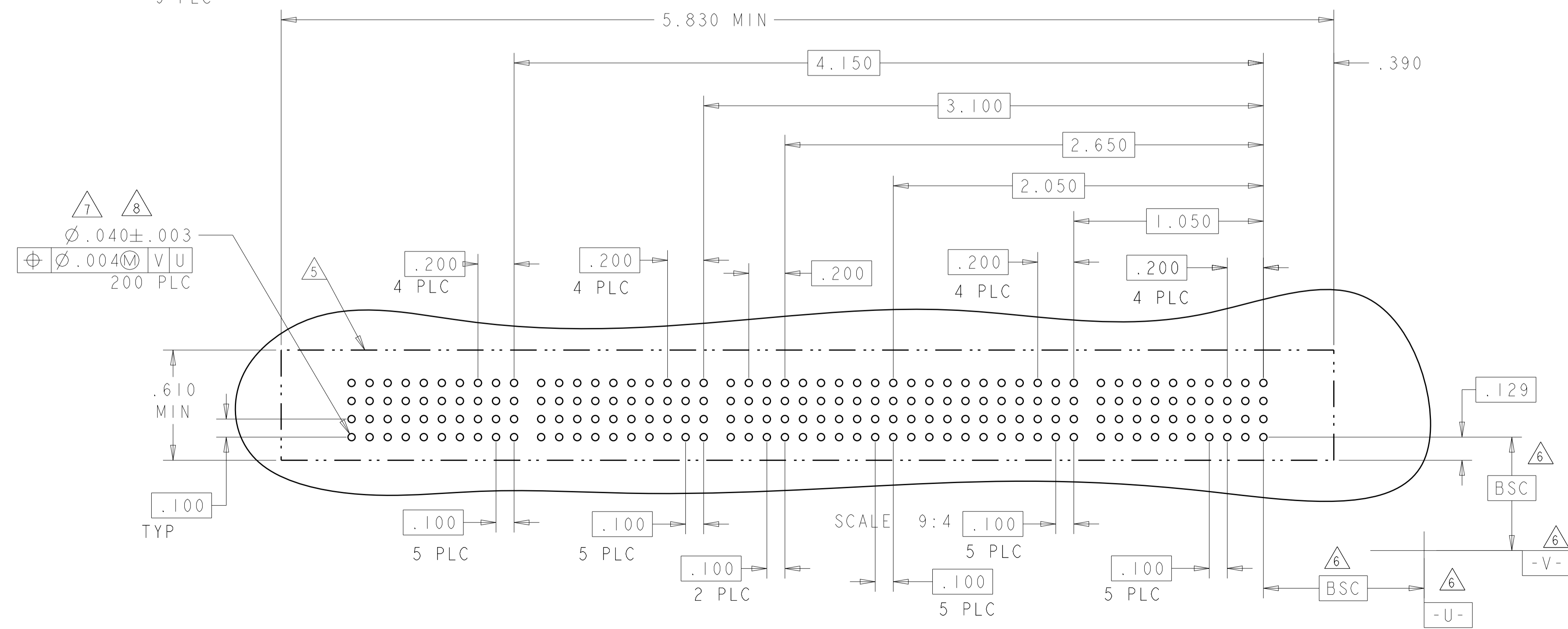
LOC	DIST	REVISIONS			
REV	DATE	DESCRIPTION	DATE	BY	APPV
ES	00	SEE SHEET 1			

PART NUMBER	ROWS	POWER						SIGNAL					POWER						
		P12	P11	P10	P9	P8	P7	5	4	3	2	1	P6	P5	P4	P3	P2	P1	
I-6450540-2	DCBA	GP	GP	GP	GP	GP	GP	AP	AP	AP	AP	AP	AP	GP	GP	GP	GP	GP	GP
		GP	GP	GP	GP	GP	GP	AP	AP	AP	AP	AP	AP	GP	GP	GP	GP	GP	GP
		GP	GP	GP	GP	GP	GP	AP	AP	AP	AP	AP	AP	GP	GP	GP	GP	GP	GP
		GP	GP	GP	GP	GP	GP	AP	AP	AP	AP	AP	AP	GP	GP	GP	GP	GP	GP

PART NUMBER	ROWS	POWER			SIGNAL						POWER				
		P6	P5	P4	6	5	4	3	2	1	P3	P2	P1		
2-6450540-0	DCBA	GP	GP	GP	AP	AP	AP	AP	AP	AP	AP	AP	GP	GP	GP
		GP	GP	GP	AP	AP	AP	AP	AP	AP	AP	AP	GP	GP	GP
		GP	GP	GP	AP	AP	AP	AP	AP	AP	AP	AP	GP	GP	GP
		GP	GP	GP	AP	AP	AP	AP	AP	AP	AP	AP	GP	GP	GP



PART NUMBER	ROWS	POWER										SIGNAL						POWER											
		P22	P21	P20	P19	P18	P17	P16	P15	P14	P13	P12	P11	6	5	4	3	2	1	P10	P9	P8	P7	P6	P5	P4	P3	P2	P1
I-6450540-4	DCBA	GP	GP	GP	GP	GP	GP	GP	GP	GP	GP	GP	AP	AP	AP	AP	AP	AP	AP	GP	GP	GP	GP	GP	GP	GP	GP	GP	GP
		GP	GP	GP	GP	GP	GP	GP	GP	GP	GP	GP	AP	AP	AP	AP	AP	AP	AP	GP	GP	GP	GP	GP	GP	GP	GP	GP	GP
		GP	GP	GP	GP	GP	GP	GP	GP	GP	GP	GP	AP	AP	AP	AP	AP	AP	AP	GP	GP	GP	GP	GP	GP	GP	GP	GP	GP
		GP	GP	GP	GP	GP	GP	GP	GP	GP	GP	GP	AP	AP	AP	AP	AP	AP	AP	GP	GP	GP	GP	GP	GP	GP	GP	GP	GP

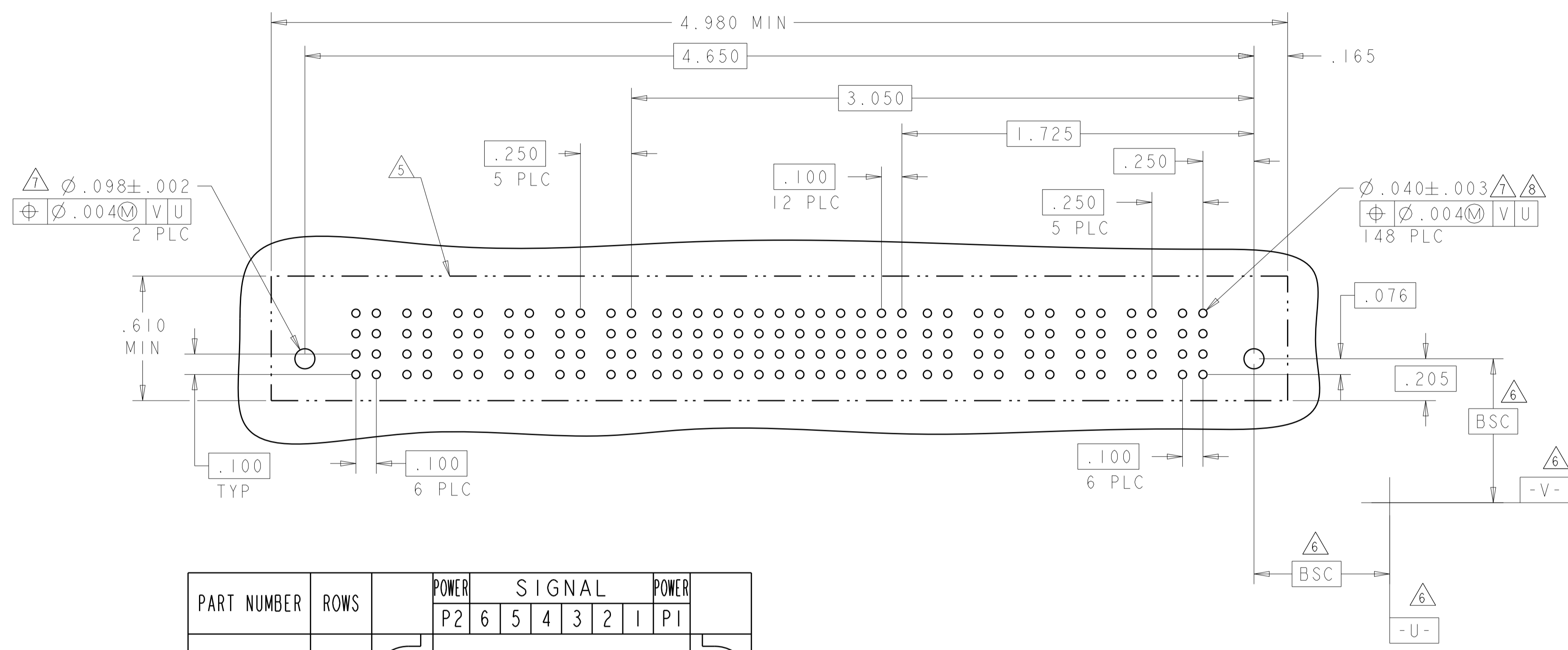


THIS DRAWING IS A CONTROLLED DOCUMENT.		OWN: R. GRZYBOWSKI 29APR05	TE Connectivity
DIMENSIONS: INCHES		CHK: M. PERCHERKE 29APR05	
TOLERANCES UNLESS OTHERWISE SPECIFIED:		APVD: M. PERCHERKE	NAME: VERTICAL RECEPTACLE ASSEMBLY WITH GUIDES MULTI-BEAM XL
0 PLC ±.01 1 PLC ±.01 2 PLC ±.01 3 PLC ±.005 4 PLC ±.002 ANGLES ±.020		PRODUCT SPEC: 108-1973	SIZE: A1
MATERIAL: FINISH:		APPLICATION SPEC: 114-13038	CAGE CODE: 6450540
WEIGHT:		CUSTOMER DRAWING	SCALE: 2:1 SHEET 7 OF 19 REV: K9

LOC	DIST	REVISONS		
ES	00	P	LTH	DESCRIPTION
				DATE
				DWN
				APVD
				SEE SHEET 1

PART NUMBER	ROWS	POWER						SIGNAL													POWER											
		PI2	PI1	PI0	P9	P8	P7	I3	I2	I1	I0	9	8	7	6	5	4	3	2	1	P6	P5	P4	P3	P2	PI						
2-6450540-7	DCBA	GP	GP	GP	GP	GP	GP	AP	AP	AP	AP	AP	AP	AP	AP	AP	AP	AP	AP	AP	AP	AP	AP	AP	AP	AP	GP	GP	GP	GP	GP	GP
		GP	GP	GP	GP	GP	GP	AP	AP	AP	AP	AP	AP	AP	AP	AP	AP	AP	AP	AP	AP	AP	AP	AP	AP	AP	GP	GP	GP	GP	GP	GP
		GP	GP	GP	GP	GP	GP	AP	AP	AP	AP	AP	AP	AP	AP	AP	AP	AP	AP	AP	AP	AP	AP	AP	AP	AP	GP	GP	GP	GP	GP	GP
		GP	GP	GP	GP	GP	GP	AP	AP	AP	AP	AP	AP	AP	AP	AP	AP	AP	AP	AP	AP	AP	AP	AP	AP	AP	GP	GP	GP	GP	GP	GP

6P + 52S + 6P

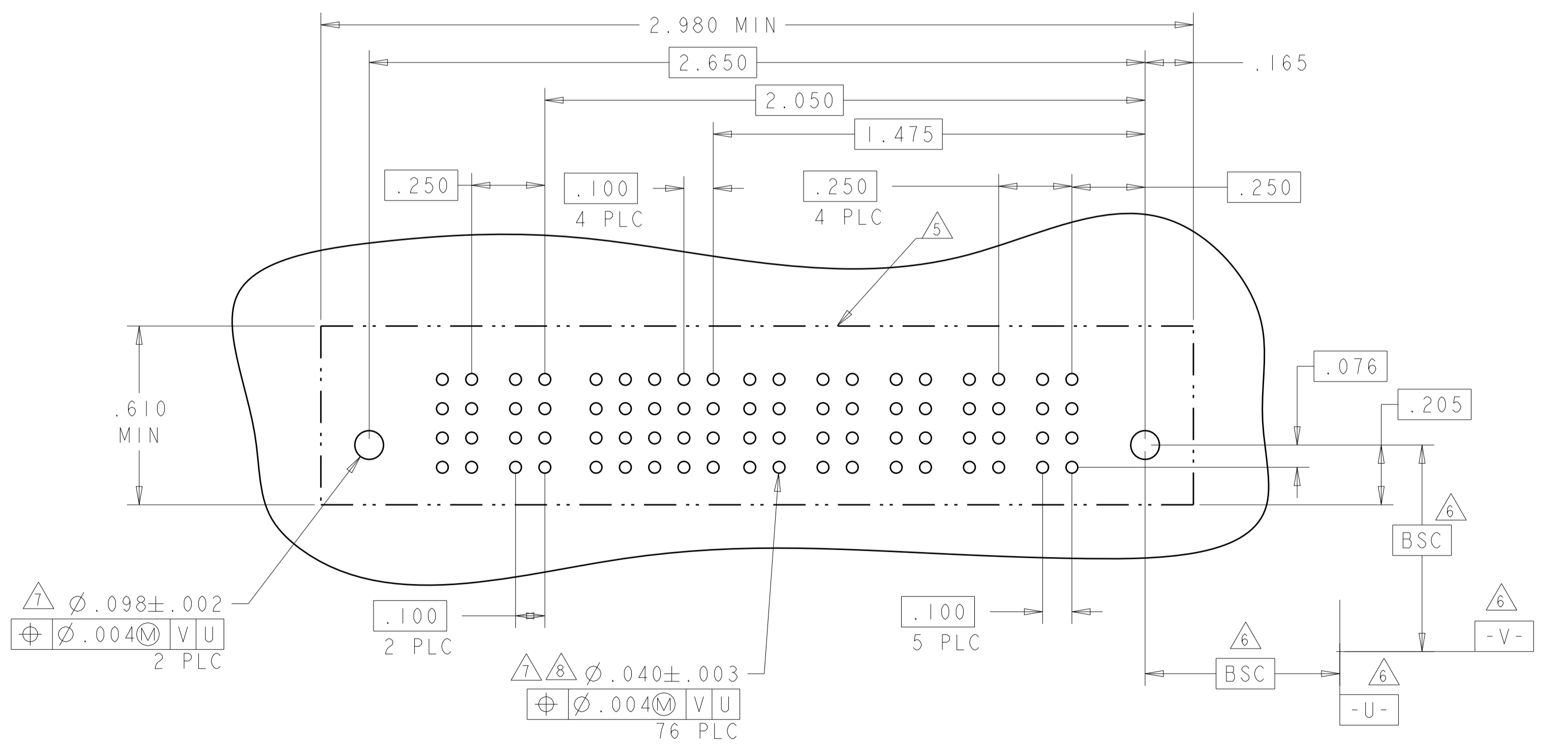
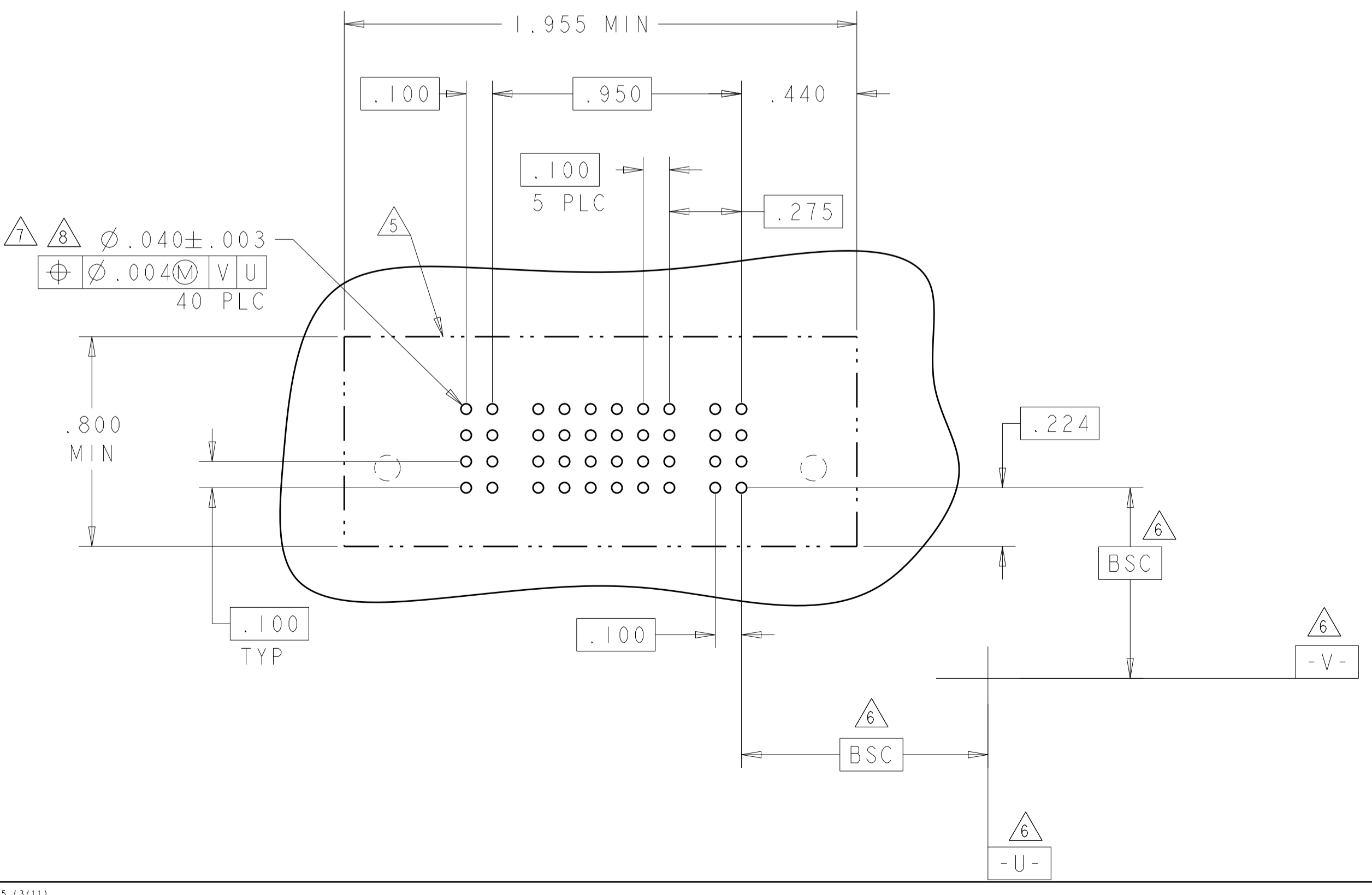


PART NUMBER	ROWS	POWER		SIGNAL					POWER									
		P7	P6	5	4	3	2	1	P5	P4	P3	P2	PI					
4-6450540-3	DCBA	GS	GS	AP	AP	AP	AP	AP	AP	AP	AP	AP	AP	GS	GS	GS	GS	GS
		GS	GS	AP	AP	AP	AP	AP	AP	AP	AP	AP	AP	GS	GS	GS	GS	GS
		GS	GS	AP	AP	AP	AP	AP	AP	AP	AP	AP	AP	GS	GS	GS	GS	GS
		GS	GS	AP	AP	AP	AP	AP	AP	AP	AP	AP	AP	GS	GS	GS	GS	GS

5P + 20S + 2P

PART NUMBER	ROWS	POWER		SIGNAL					POWER
		P2	6	5	4	3	2	1	PI
1-6450540-8	DCBA	GP	AP	AP	AP	AP	AP	AP	GP
		GP	AP	AP	AP	AP	AP	AP	GP
		GP	AP	AP	AP	AP	AP	AP	GP
		GP	AP	AP	AP	AP	AP	AP	GP

1P + 24S + 1P



THIS DRAWING IS A CONTROLLED DOCUMENT. DWN: R. GRZYBOWSKI 29APR05
 CHK: M. PERCHERKE 29APR05
 NAME: M. PERCHERKE

TE Connectivity

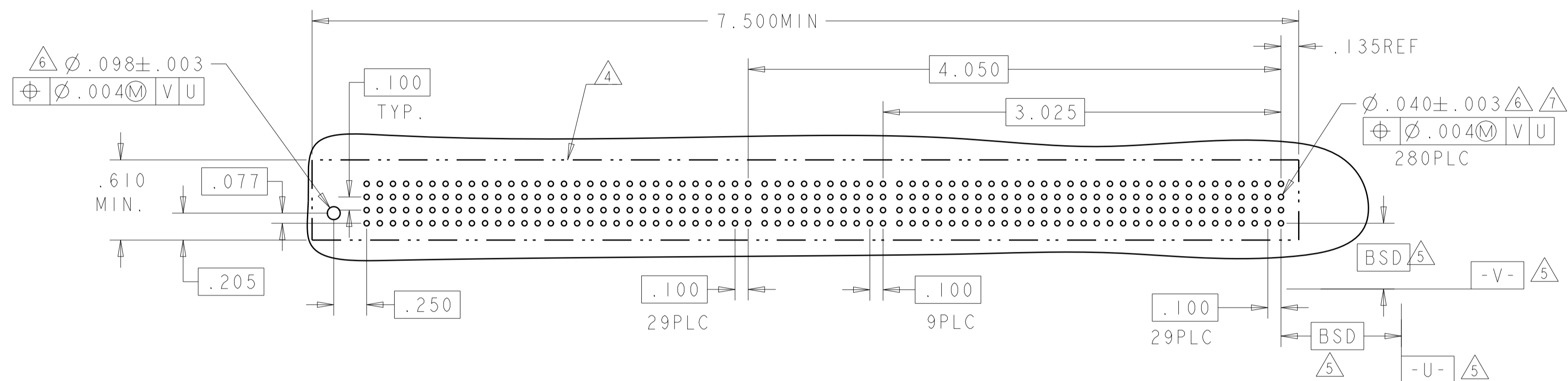
VERTICAL RECEPTACLE ASSEMBLY WITH GUIDES MULTI-BEAM XL

SIZE: A1 CAGE CODE: 6450540 DRAWING NO: 108-1973 APPLICATION SPEC: 114-13038 WEIGHT: -

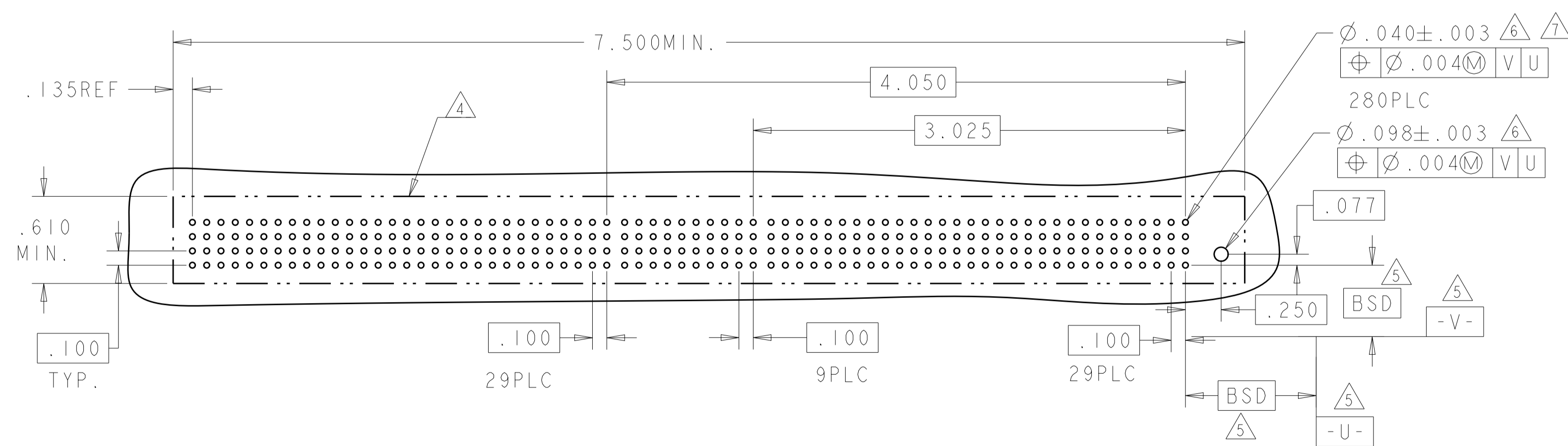
CUSTOMER DRAWING SCALE: 2:1 SHEET: 8 OF 19 REV: K9

LOC	DIST	REVISIONS			
P	LTN	DESCRIPTION	DATE	OWN	APVD
-	-	SEE SHEET 1	-	-	-

PART NUMBER	ROWS	POWER														SIGNAL										POWER																										
		P30	P29	P28	P27	P26	P25	P24	P23	P22	P21	P20	P19	P18	P17	P16	10	9	8	7	6	5	4	3	2	1	P15	P14	P13	P12	P11	P10	P9	P8	P7	P6	P5	P4	P3	P2	P1											
3-6450540-9	D C B A	GP	GP	GP	GP	GP	GP	GP	GP	GP	GP	GP	GP	GP	GP	AP	AP	AP	AP	AP	AP	AP	AP	AP	AP	AP	AP	AP	AP	AP	AP	AP	AP	AP	AP	AP	GP	GP	GP	GP	GP	GP	GP	GP	GP	GP	GP	GP	GP	GP	GP	GP
15HDP + 40S + 15HDP																																																				



PART NUMBER	ROWS	POWER														SIGNAL										POWER																							
		P30	P29	P27	P28	P26	P25	P24	P23	P22	P21	P20	P19	P18	P17	P16	10	9	8	7	6	5	4	3	2	1	P15	P14	P13	P12	P11	P10	P9	P8	P7	P6	P5	P4	P3	P2	P1								
4-6450540-0	D C B A	GS	GS	GS	GS	GS	GS	GS	GS	GS	GS	GS	GS	GS	GS	AP	AP	AP	AP	AP	AP	AP	AP	AP	AP	AP	AP	AP	AP	AP	AP	AP	AP	AP	AP	GS	GS	GS	GS	GS	GS	GS	GS	GS	GS	GS	GS	GS	GS
15HDP + 40S + 15HDP																																																	



THIS DRAWING IS A CONTROLLED DOCUMENT.		OWN	R. GRZYBOWSKI	29APR05	STE TE Connectivity					
DIMENSIONS:		CHK	M. PERCHERKE	29APR05						
INCHES		APVD	M. PERCHERKE	-	NAME					
TOLERANCES UNLESS OTHERWISE SPECIFIED:		PRODUCT SPEC	VERTICAL RECEPTACLE ASSEMBLY WITH GUIDES MULTI-BEAM XL							
 0 PLC ±. 1 PLC ±.01 2 PLC ±.01 3 PLC ±.005 4 PLC ±.0020 ANGLES ±2°	FINISH	APPLICATION SPEC	108-1973							
	MATERIAL	WEIGHT	114-13038	SIZE	CAGE CODE	DRAWING NO	RESTRICTED TO			
	CUSTOMER DRAWING		SCALE	2:1	SHEET	9	OF	19	REV	K9
	A100779		C=	6450540						

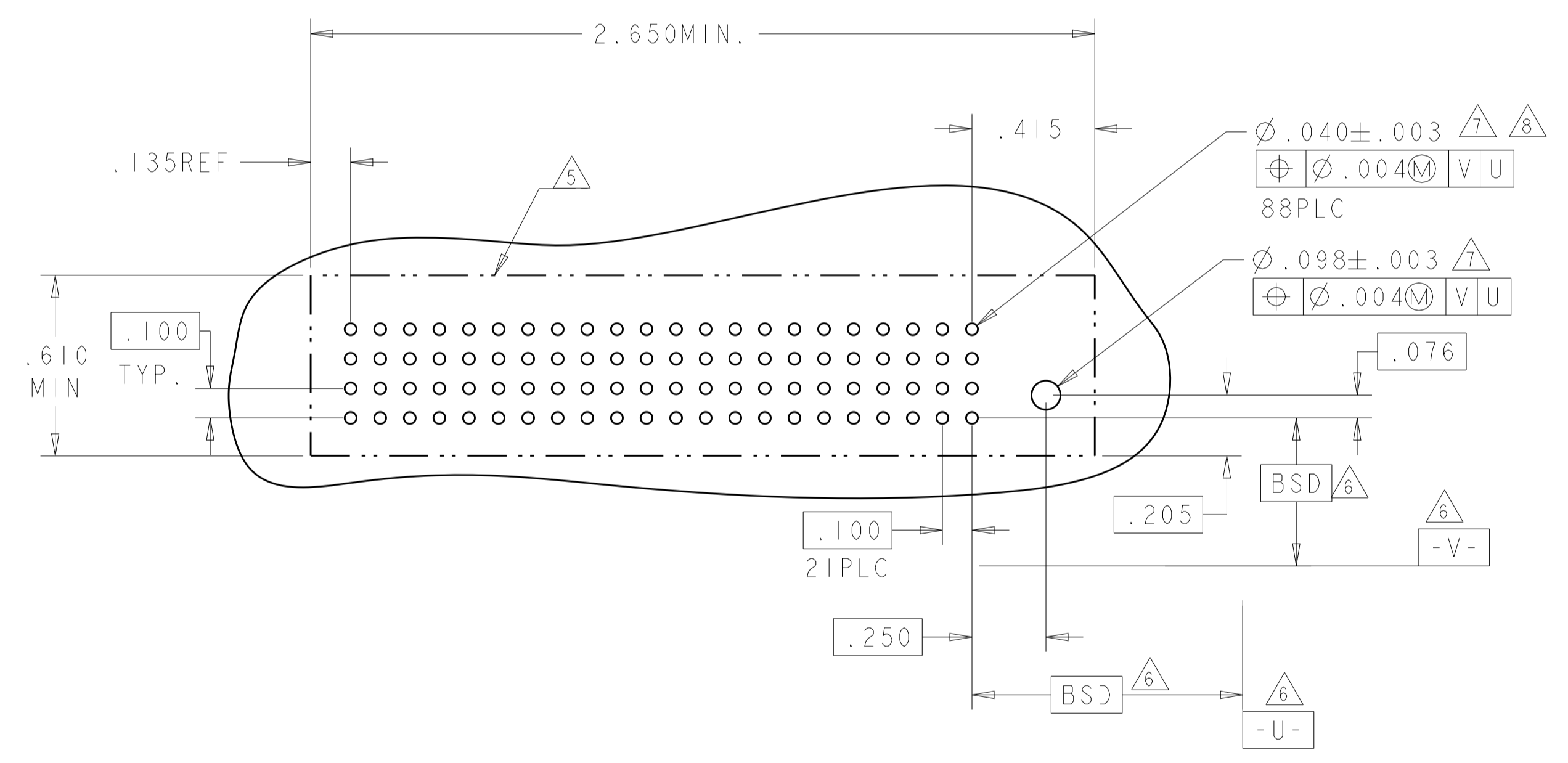
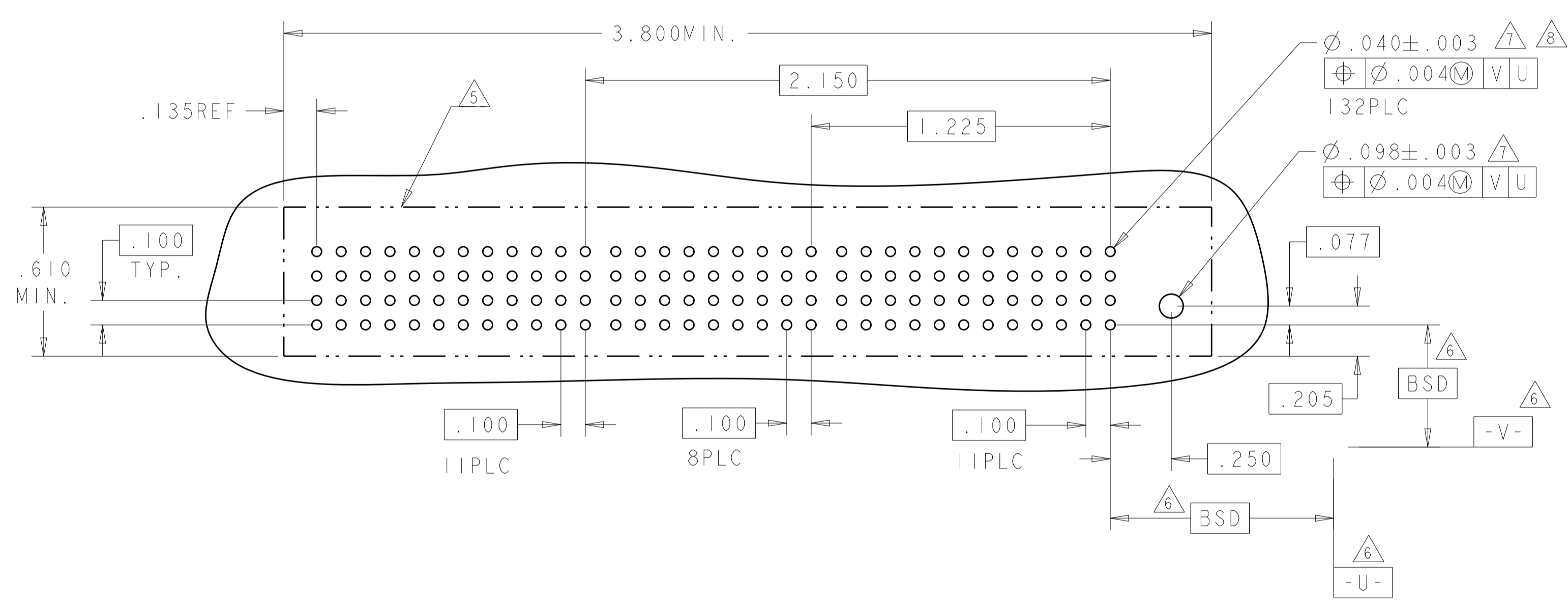
4805 (3/11)

LOC	DIST	REV	DATE	BY	APPD
ES	00				

REVISIONS			
REV	DATE	DESCRIPTION	BY
-	-	SEE SHEET 1	-

PART NUMBER	ROWS	POWER						SIGNAL								POWER						
		P21	P20	P19	P18	P17	P16	9	8	7	6	5	4	3	2	1	P6	P5	P4	P3	P2	P1
4-6450540-1	D C B A	GP	GP	GP	GP	GP	GP	AP	AP	AP	AP	AP	AP	AP	AP	AP	GP	GP	GP	GP	GP	GP
		GP	GP	GP	GP	GP	GP	AP	AP	AP	AP	AP	AP	AP	AP	AP	GP	GP	GP	GP	GP	GP
		GP	GP	GP	GP	GP	GP	AP	AP	AP	AP	AP	AP	AP	AP	AP	GP	GP	GP	GP	GP	GP
		GP	GP	GP	GP	GP	GP	AP	AP	AP	AP	AP	AP	AP	AP	AP	GP	GP	GP	GP	GP	GP
6HDP + 36S + 6HDP																						

PART NUMBER	ROWS	POWER									
		P11	P10	P9	P8	P7	P6	P5	P3	P2	P1
4-6450540-2	D C B A	GP	GP	GP	GP	GP	GP	GP	GP	GP	GP
		GP	GP	GP	GP	GP	GP	GP	GP	GP	GP
		GP	GP	GP	GP	GP	GP	GP	GP	GP	GP
		GP	GP	GP	GP	GP	GP	GP	GP	GP	GP
11HDP											



THIS DRAWING IS A CONTROLLED DOCUMENT.

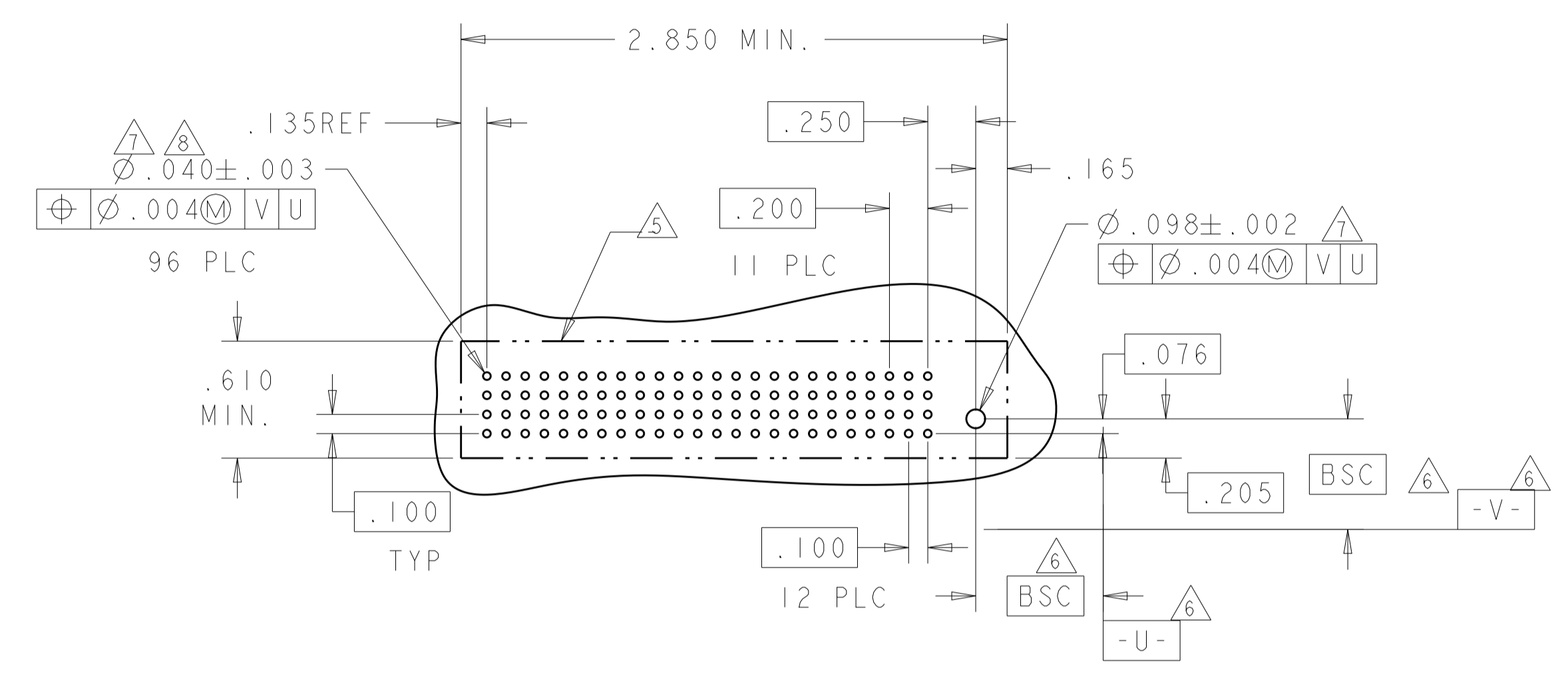
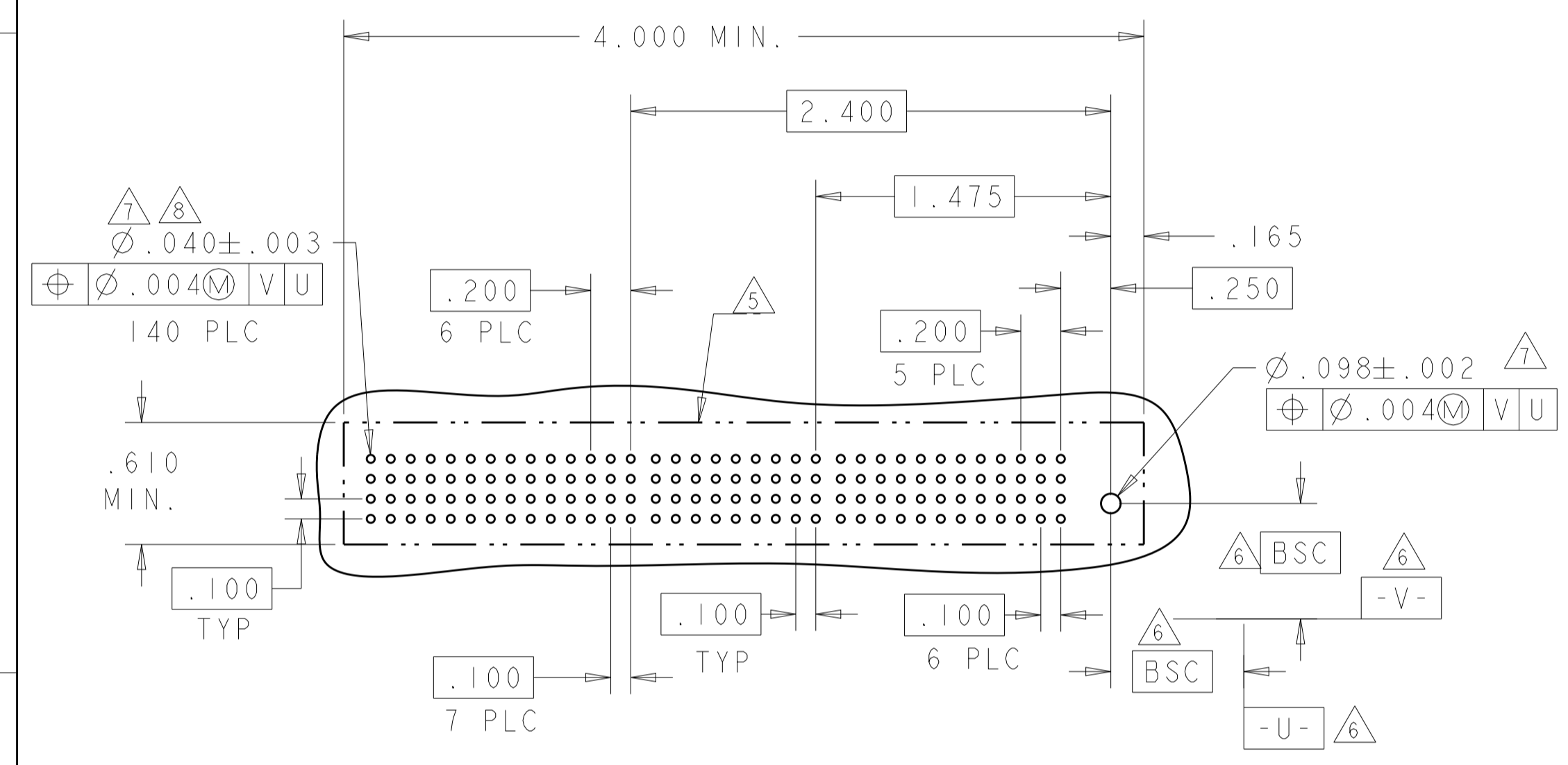
DIMENSIONS:	TOLERANCES UNLESS OTHERWISE SPECIFIED:	OWN: R. GRZYBOWSKI 29APR05	CHK: M. PERCHERKE 29APR05	APVD: M. PERCHERKE	NAME: VERTICAL RECEPTACLE ASSEMBLY WITH GUIDES MULTI-BEAM XL
INCHES	0 PLC ±.01 1 PLC ±.01 2 PLC ±.01 3 PLC ±.01 4 PLC ±.005 5 PLC ±.002	PRODUCT SPEC: 108-1973	APPLICATION SPEC: 114-13038	WEIGHT: -	SIZE: A1
MATERIAL:	FINISH:	RESTRICTED TO:	CAGE CODE: 6450540	DRAWING NO: 100779	SHEET 10 OF 19
CUSTOMER DRAWING			SCALE: 2:1	REV: K9	

4805 (3/11)

LOC	DIST	REVISIONS			
P	LTN	DESCRIPTION	DATE	OWN	APVD
-	-	SEE SHEET 1	-	-	-

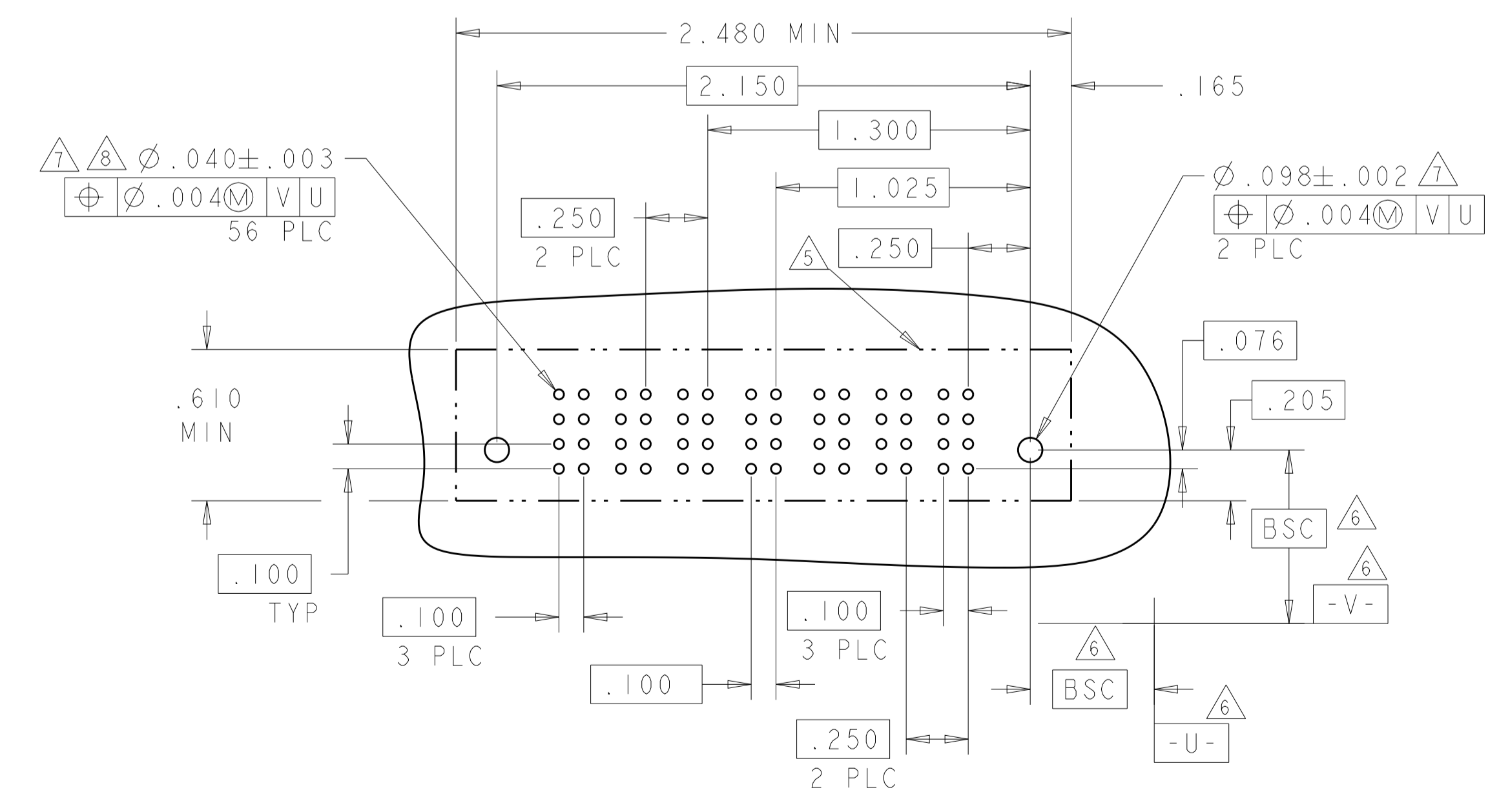
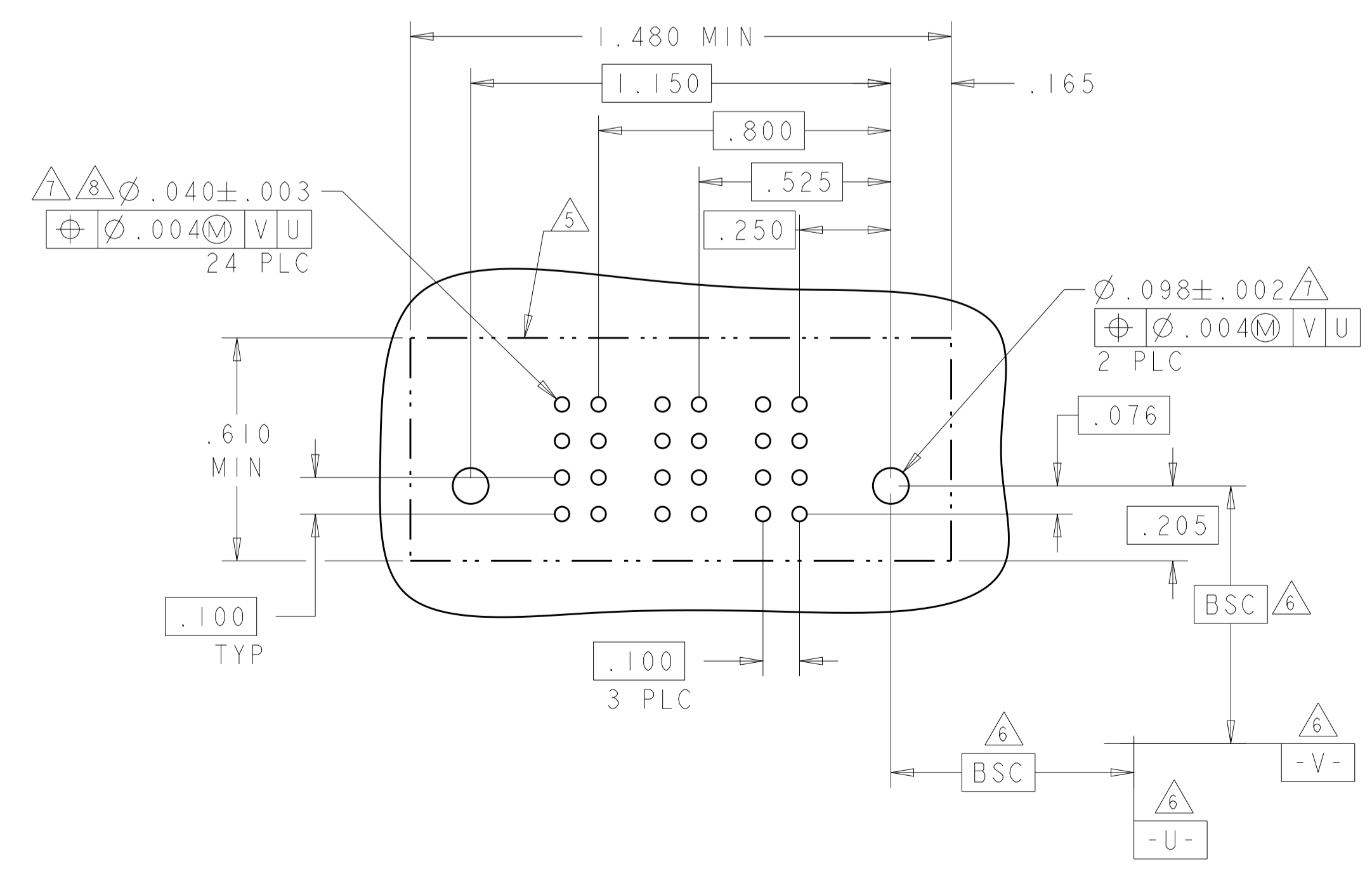
PART NUMBER	ROWS	POWER							SIGNAL							POWER					HD				
		P13	P12	P11	P10	P9	P8	P7	9	8	7	6	5	4	3	2	1	P6	P5	P4		P3	P2	P1	
4-6450540-4	D C B A	GS	GS	GS	GS	GS	GS	GS	AP	AP	AP	AP	AP	AP	AP	AP	AP	GS	GS	GS	GS	GS	GS	HD	
		GS	GS	GS	GS	GS	GS	GS	AP	AP	AP	AP	AP	AP	AP	AP	AP	GS	GS	GS	GS	GS	GS		
		GS	GS	GS	GS	GS	GS	GS	AP	AP	AP	AP	AP	AP	AP	AP	AP	GS	GS	GS	GS	GS	GS		
6HDP + 36S + 7HDP																									

PART NUMBER	ROWS	POWER											HD				
		P12	P11	P10	P9	P8	P7	P6	P5	P3	P2	P1					
4-6450540-5	D C B A	GS	GS	GS	GS	GS	GS	GS	GS	GS	GS	GS	GS	GS	GS	GS	HD
		GS	GS	GS	GS	GS	GS	GS	GS	GS	GS	GS	GS	GS	GS	GS	
		GS	GS	GS	GS	GS	GS	GS	GS	GS	GS	GS	GS	GS	GS	GS	
12HDP																	



PART NUMBER	ROWS	POWER		SIGNAL	POWER		HD
		P2	2	1	P1		
4-6450540-6	D C B A	GS	GS	AP	AP	GS	HD
		GS	GS	AP	AP	GS	HD
		GS	GS	AP	AP	GS	HD
IP + 8S + IP							

PART NUMBER	ROWS	POWER			SIGNAL	POWER			HD	
		P6	P5	P4	2	1	P3	P2		P1
4-6450540-7	D C B A	HP	HP	HP	BP	BP	HP	HP	HP	HD
		HP	HP	HP	BP	BP	HP	HP	HP	HD
		HP	HP	HP	BP	BP	HP	HP	HP	HD
3P + 8S + 3P										



THIS DRAWING IS A CONTROLLED DOCUMENT.

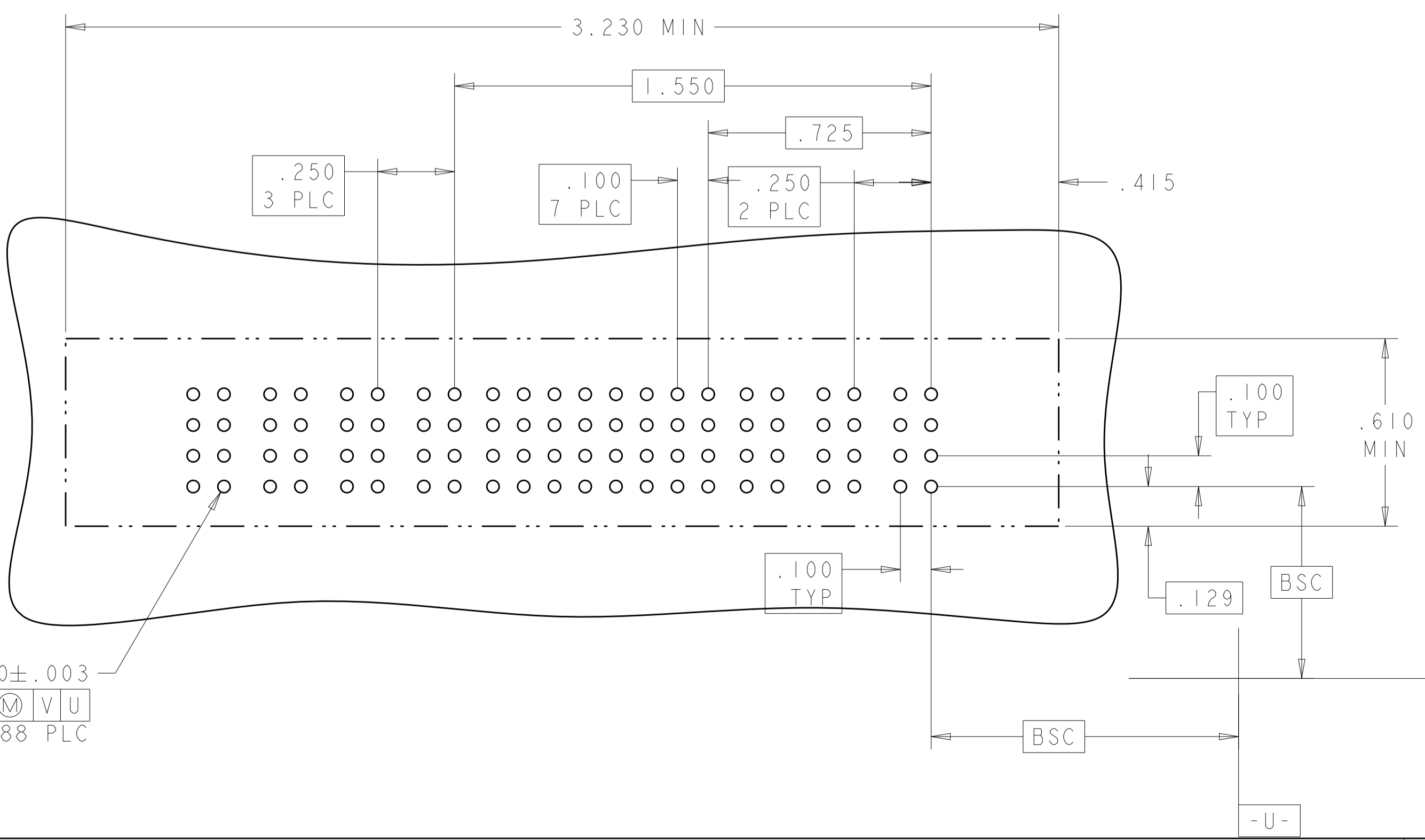
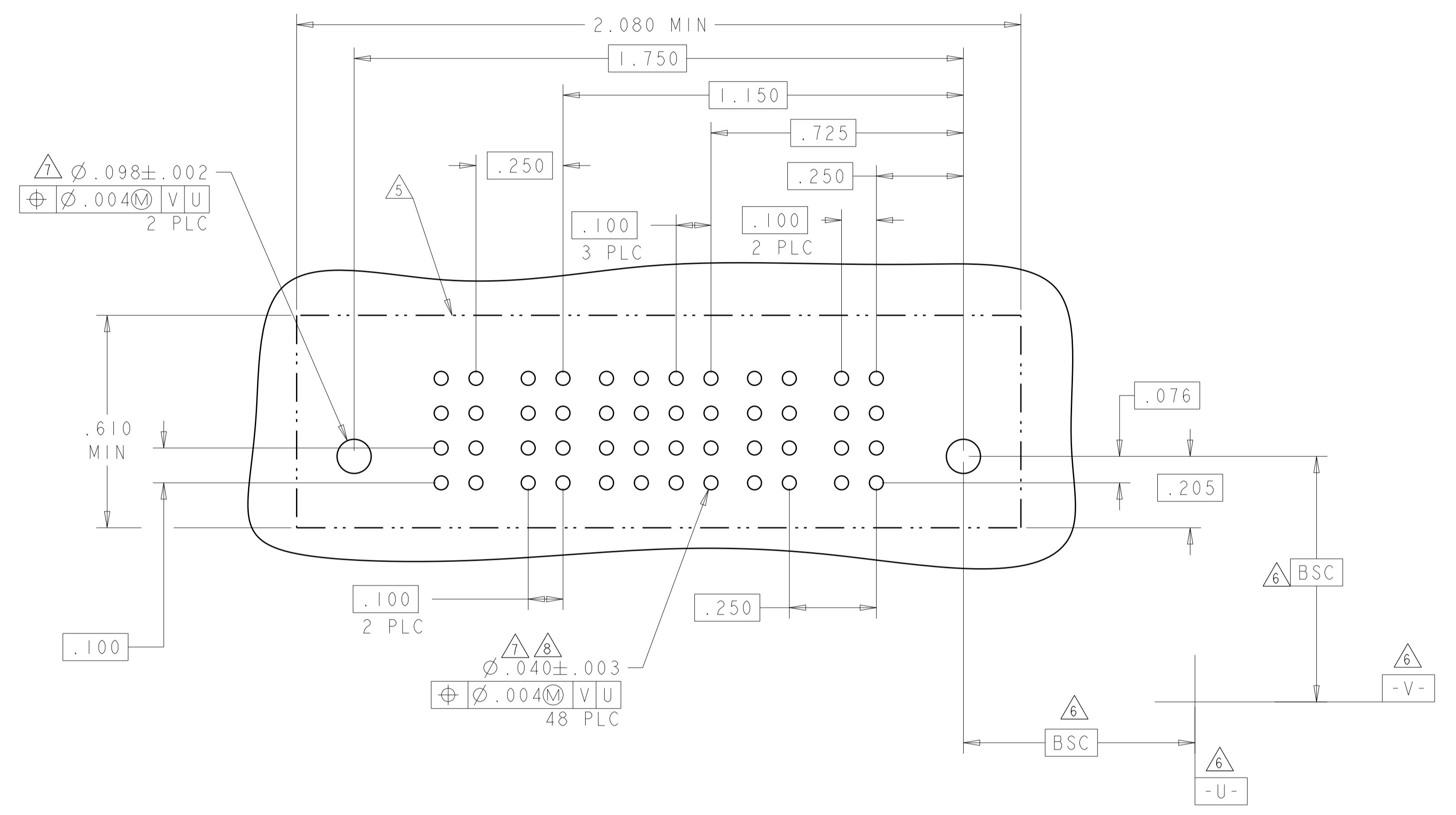
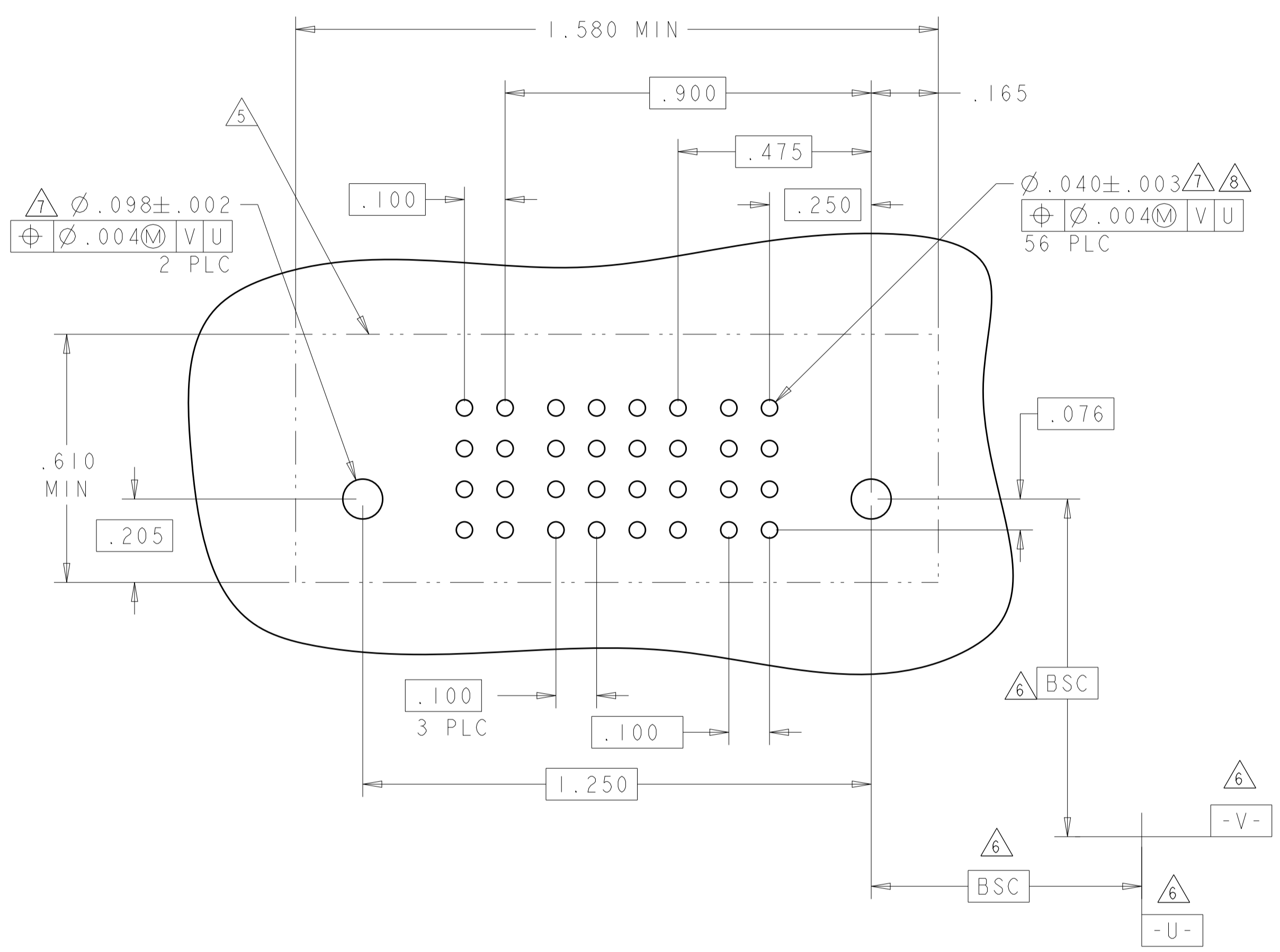
DIMENSIONS: INCHES 	TOLERANCES UNLESS OTHERWISE SPECIFIED: 0 PLC ±. 1 PLC ±.01 2 PLC ±.01 3 PLC ±.005 4 PLC ±.002 ANGLES ±.020	DWN: R. GRZYBOWSKI 29APR05 CHK: M. PERCHERKE 29APR05 APVD: M. PERCHERKE PRODUCT SPEC: 108-1973 APPLICATION SPEC: 114-13038 WEIGHT: - CUSTOMER DRAWING	TE Connectivity NAME: VERTICAL RECEPTACLE ASSEMBLY WITH GUIDES MULTI-BEAM XL SIZE: A1 CAGE CODE: 100779 DRAWING NO: 6450540 SHEET 11 OF 19 REV K9
---------------------------	--	---	---

SCALE 2:1

LOC	DIST	REVISIONS			
P	LTN	DESCRIPTION	DATE	DMN	APVD
ES	00	SEE SHEET 1			

PART NUMBER	ROWS	POWER		SIGNAL				POWER							
		P2	4	3	2	1	PI								
4-6450540-8	D C B A	GS	AP	AP	AP	AP	AP	GS	HD						
										AP	AP	AP	AP	AP	AP
										AP	AP	AP	AP	AP	AP
										AP	AP	AP	AP	AP	AP
IP + 16S + 1P															

PART NUMBER	ROWS	POWER		SIGNAL				POWER							
		P4	P3	4	3	2	1	P2	PI						
5-6450540-1	D C B A	GP	GP	AP	AP	AP	AP	GP	GP						
										AP	AP	AP	AP	AP	AP
										AP	AP	AP	AP	AP	AP
										AP	AP	AP	AP	AP	AP
2P + 16S + 2P															



PART NUMBER	ROWS	POWER				SIGNAL							POWER											
		P7	P6	P5	P4	8	7	6	5	4	3	2	1	P3	P2	P1								
1-6450540-1	D C B A	VP	VP	VP	VP	P	P	P	P	P	P	P	P	VP	VP	VP								
																	P	P	P	P	P	P	P	P
																	P	P	P	P	P	P	P	P
																	P	P	P	P	P	P	P	P
3P + 32S + 4P																								

THIS DRAWING IS A CONTROLLED DOCUMENT.

DMN: R. GRZYBOWSKI 29APR05
CHK: M. PERCHERKE 29APR05
APVD: M. PERCHERKE

TE Connectivity

VERTICAL RECEPTACLE ASSEMBLY WITH GUIDES MULTI-BEAM XL

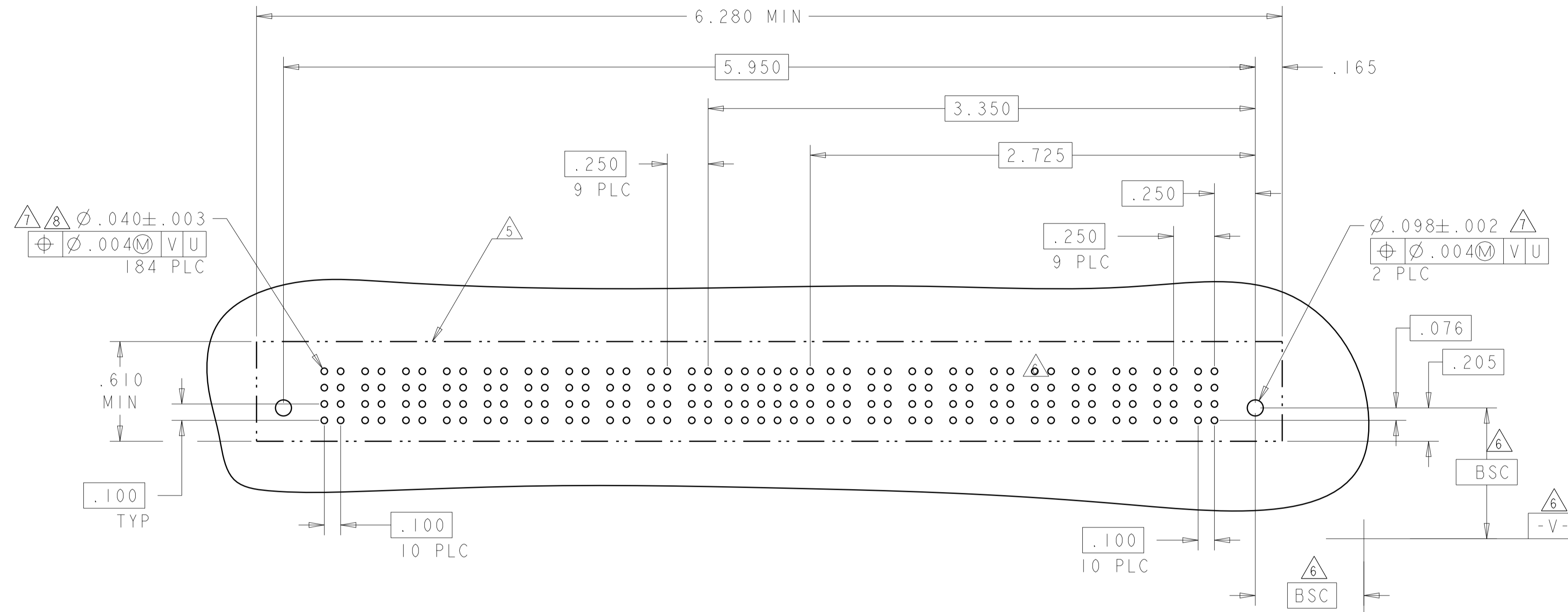
SIZE: A1 00779 C=6450540

SCALE: 2:1 SHEET 12 OF 19 REV: K9

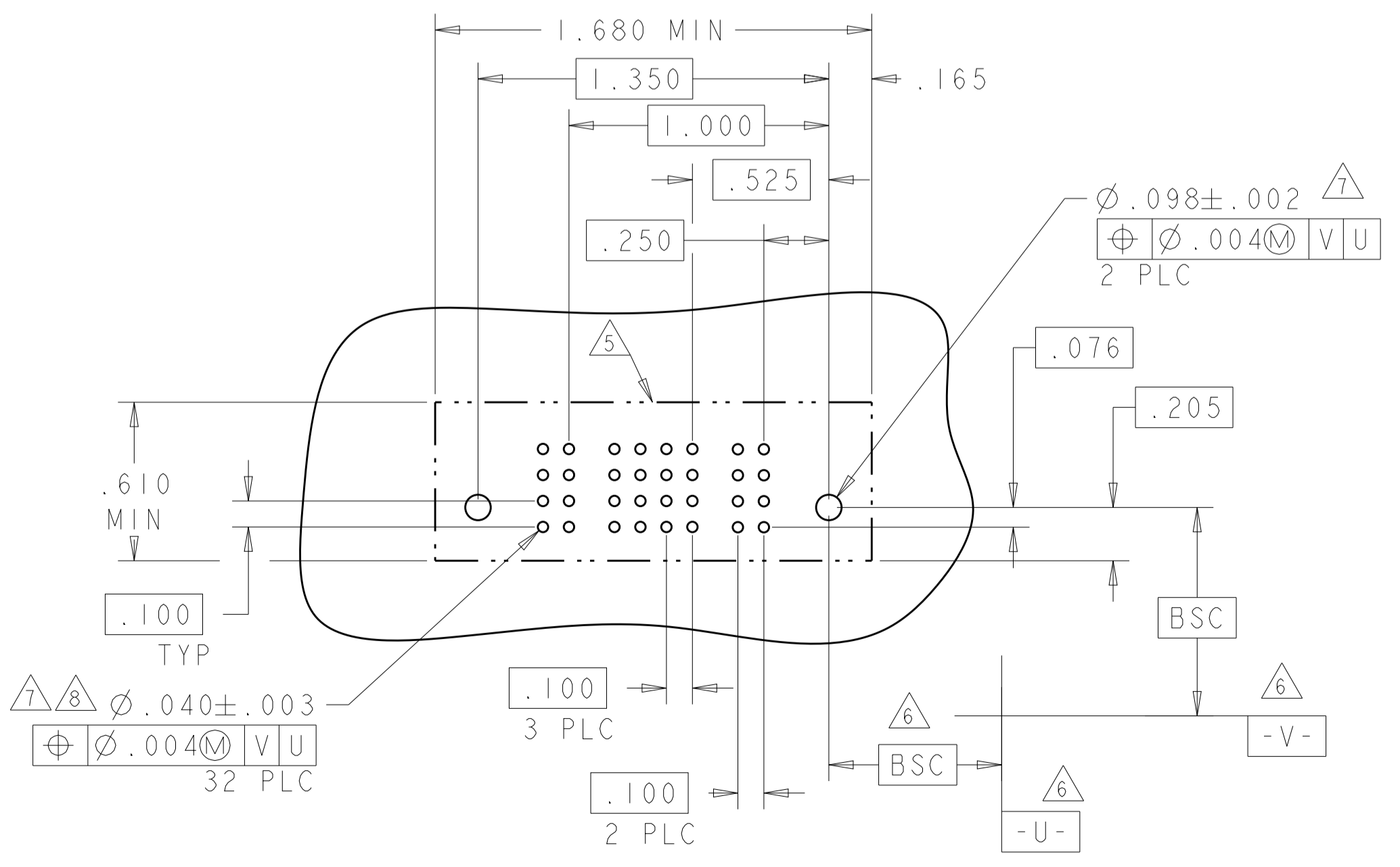
LOC	DIST	REV	DATE	APPV
ES	00			

REVISIONS				
NO	DATE	DESCRIPTION	BY	APPV
-	-	SEE SHEET 1	-	-

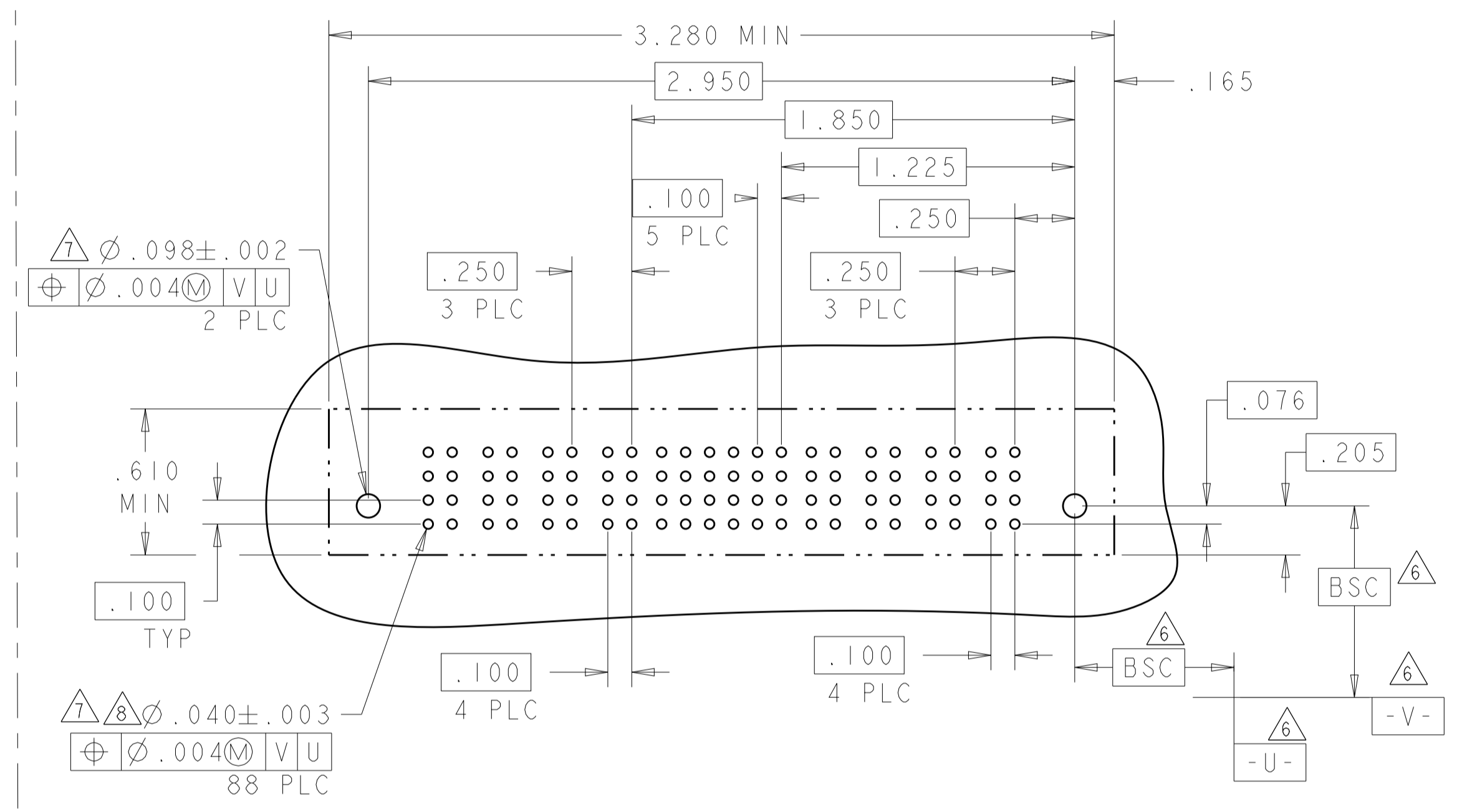
PART NUMBER	ROWS	POWER										SIGNAL						POWER											
		P20	P19	P18	P17	P16	P15	P14	P13	P12	P11	6	5	4	3	2	1	P10	P9	P8	P7	P6	P5	P4	P3	P2	P1		
5-6450540-0	D C B A	GS	GS	GS	GS	GS	GS	GS	GS	GS	GS	AP	AP	AP	AP	AP	AP	GS	GS	GS	GS	GS	GS	GS	GS	GS	GS		
		GS	GS	GS	GS	GS	GS	GS	GS	GS	GS	AP	AP	AP	AP	AP	AP	GS	GS	GS	GS	GS	GS	GS	GS	GS	GS		
		GS	GS	GS	GS	GS	GS	GS	GS	GS	GS	AP	AP	AP	AP	AP	AP	GS	GS	GS	GS	GS	GS	GS	GS	GS	GS		
		GS	GS	GS	GS	GS	GS	GS	GS	GS	GS	AP	AP	AP	AP	AP	AP	GS	GS	GS	GS	GS	GS	GS	GS	GS	GS		
10P + 24S + 10P																													



PART NUMBER	ROWS	POWER		SIGNAL				POWER	
		P2	P1	4	3	2	1	P2	P1
5-6450540-2	D C B A	GS	GS	AP	AP	AP	AP	GS	GS
		GS	GS	AP	AP	AP	AP	GS	GS
		GS	GS	AP	AP	AP	AP	GS	GS
		GS	GS	AP	AP	AP	AP	GS	GS
1P + 16S + 1P									



PART NUMBER	ROWS	POWER				SIGNAL						POWER			
		P8	P7	P6	P5	6	5	4	3	2	1	P4	P3	P2	P1
5-6450540-3	D C B A	GS	GS	GS	GS	AP	AP	AP	AP	AP	AP	GS	GS	GS	GS
		GS	GS	GS	GS	AP	AP	AP	AP	AP	AP	GS	GS	GS	GS
		GS	GS	GS	GS	AP	AP	AP	AP	AP	AP	GS	GS	GS	GS
		GS	GS	GS	GS	AP	AP	AP	AP	AP	AP	GS	GS	GS	GS
4P + 24S + 4P															



THIS DRAWING IS A CONTROLLED DOCUMENT.

OWN: R. GRZYBOWSKI 29APR05
 CHK: M. PERCHERKE 29APR05
 APVD: M. PERCHERKE

TE Connectivity

VERTICAL RECEPTACLE ASSEMBLY WITH GUIDES MULTI-BEAM XL

SIZE: CAGE CODE: DRAWING NO: A100779 ©=6450540
 SHEET 13 OF 19 REV K9

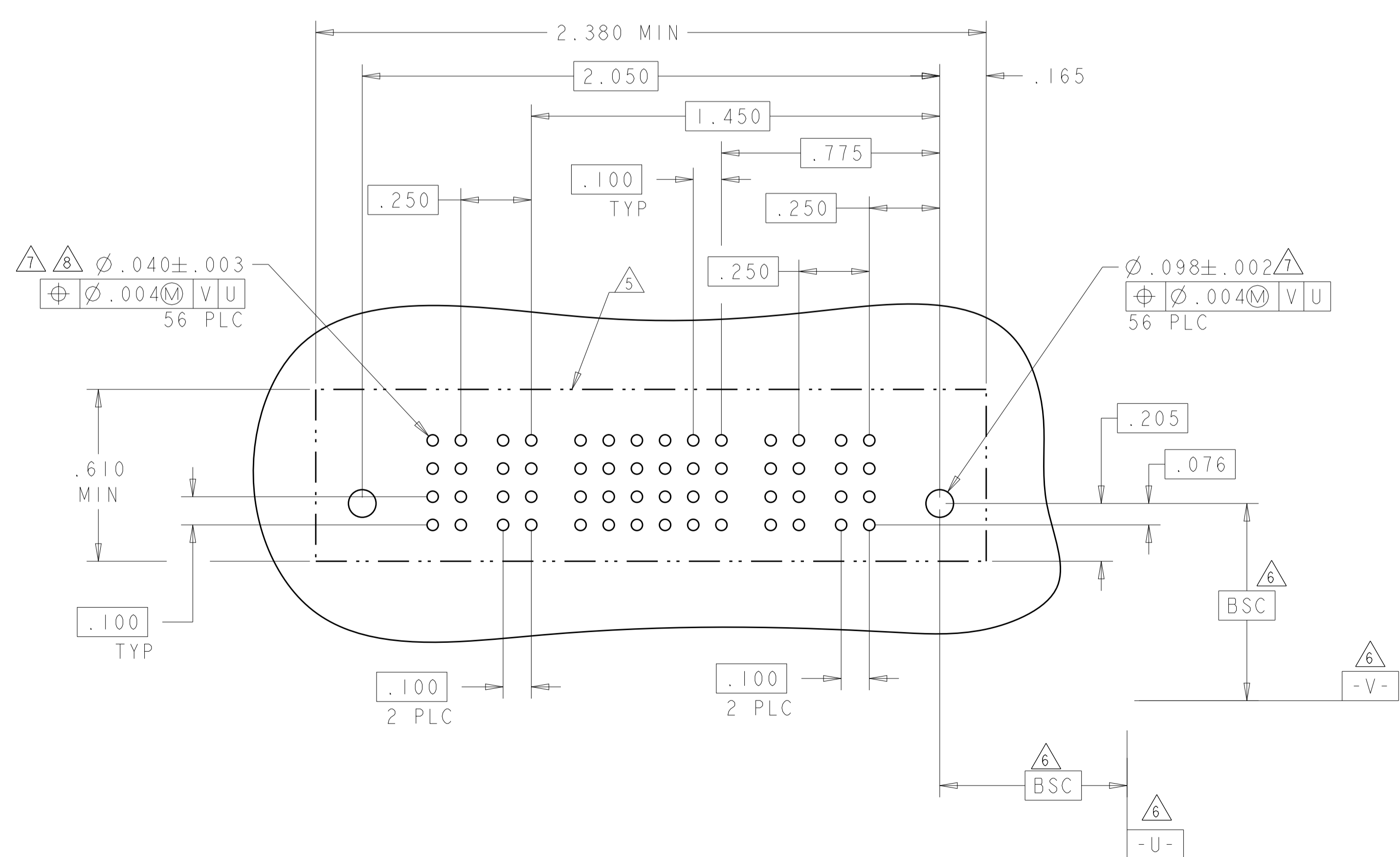
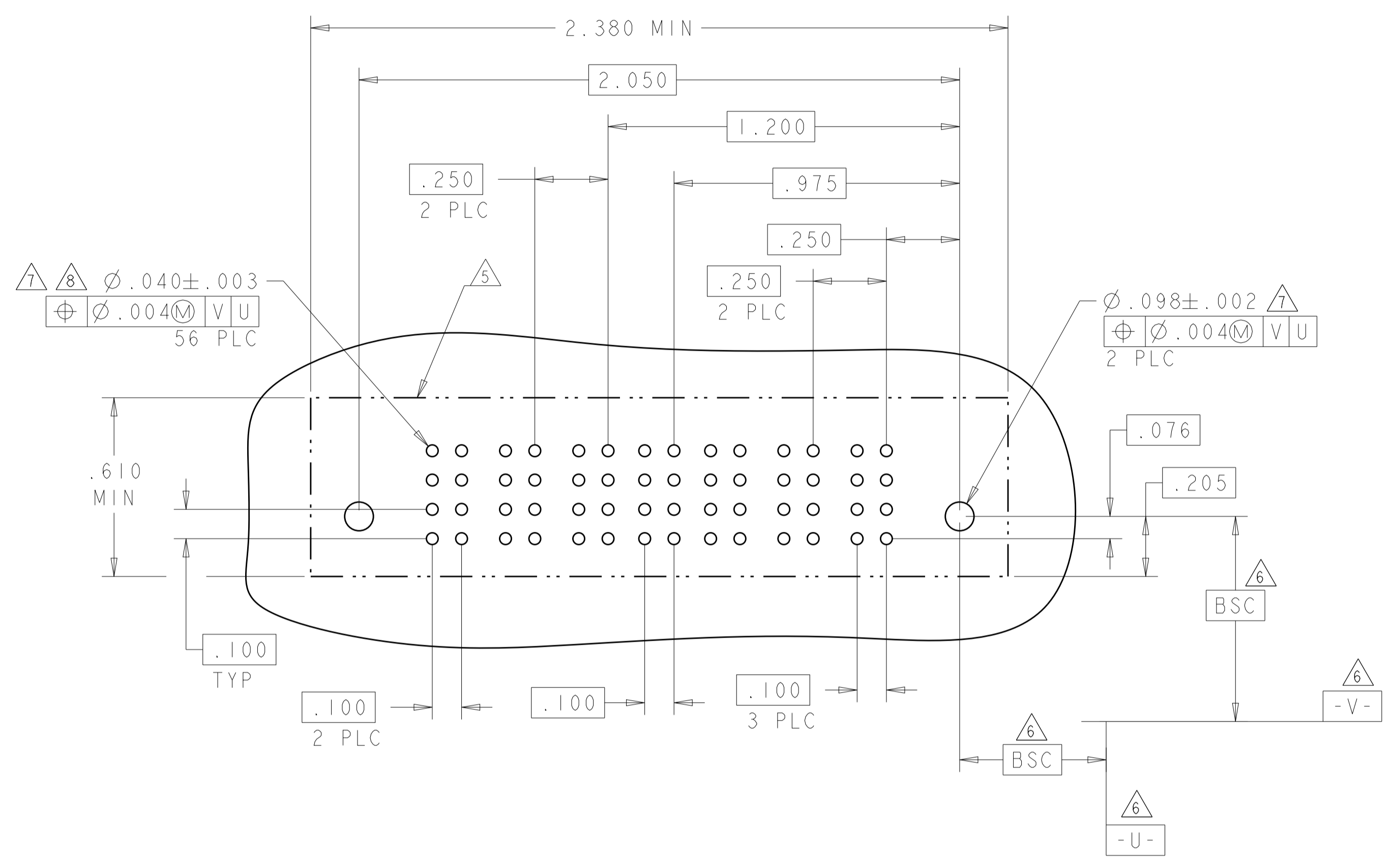
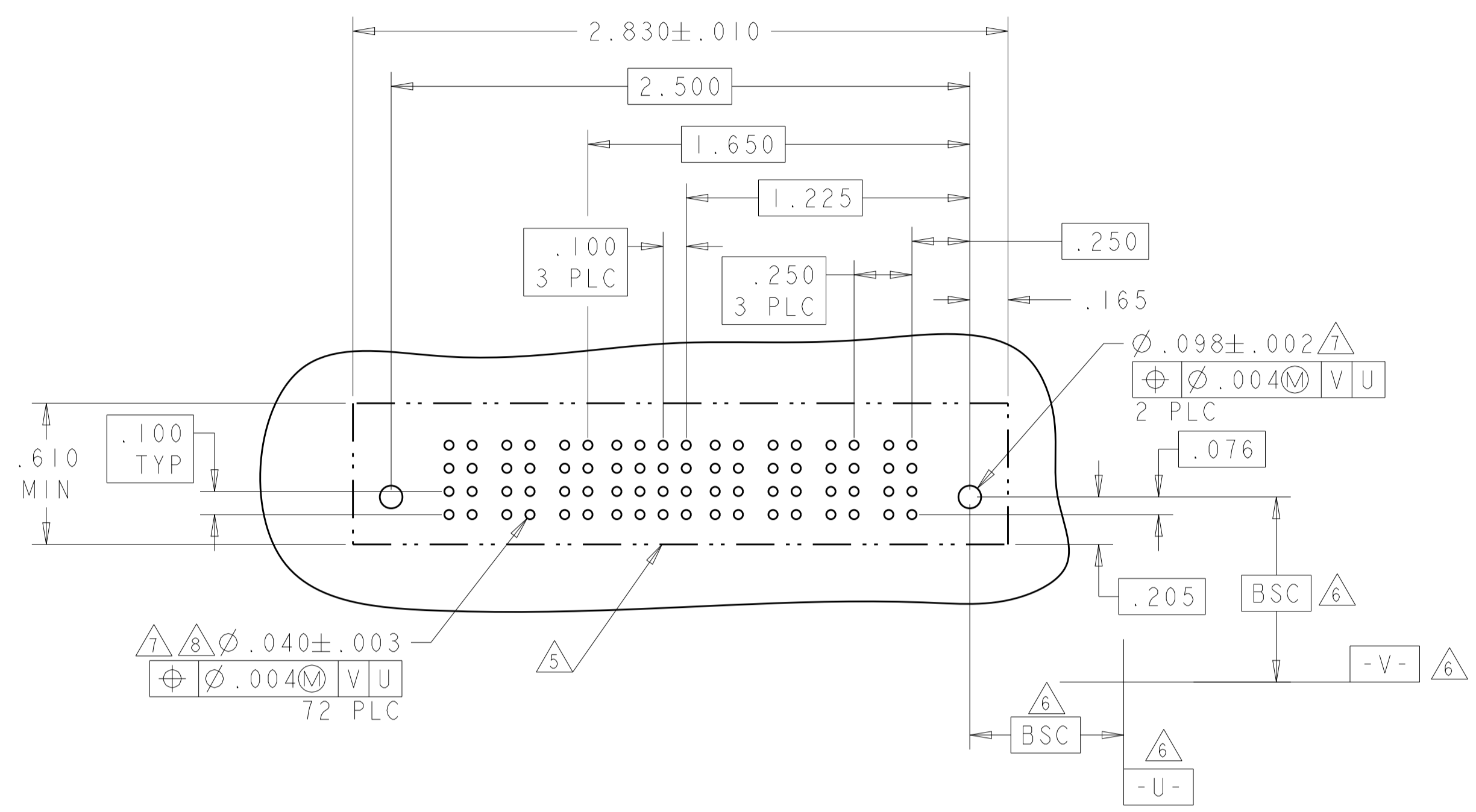
SCALE: 2:1

PART NUMBER	ROWS	POWER			SIGNAL			POWER				
		P7	P6	P5	4	3	2	1	P4	P3	P2	P1
5-6450540-4	D C B A	VS	VS	VS	P	P	P	P	VS	VS	VS	VS

4P + 16S + 3P

PART NUMBER	ROWS	POWER			SIGNAL		POWER		
		P6	P5	P4	2	1	P3	P2	P1
5-6450540-5	D C B A	GS	GS	GS	AP	AP	GS	GS	GS

3P + 8S + 3P



PART NUMBER	ROWS	POWER		SIGNAL						POWER			
		P4	P3	6	5	4	3	2	1	P2	P1		
5-6450540-9	D C B A	GS	GS	AP	AP	AP	AP	AP	AP	AP	AP	GS	GS

2P + 24S + 2P

THIS DRAWING IS A CONTROLLED DOCUMENT. DWN: R. GRZYBOWSKI 29APR05
 CHK: M. PERCHERKE 29APR05
 APVD: M. PERCHERKE

DIMENSIONS: INCHES
 TOLERANCES UNLESS OTHERWISE SPECIFIED:
 0 PLC ±.
 1 PLC ±.01
 2 PLC ±.01
 3 PLC ±.005
 4 PLC ±.002
 ANGLES ±.020

MATERIAL: FINISH: 2*

THIS DRAWING IS UNPUBLISHED. RELEASED FOR PUBLICATION. COPYRIGHT 20 BY ALL RIGHTS RESERVED.

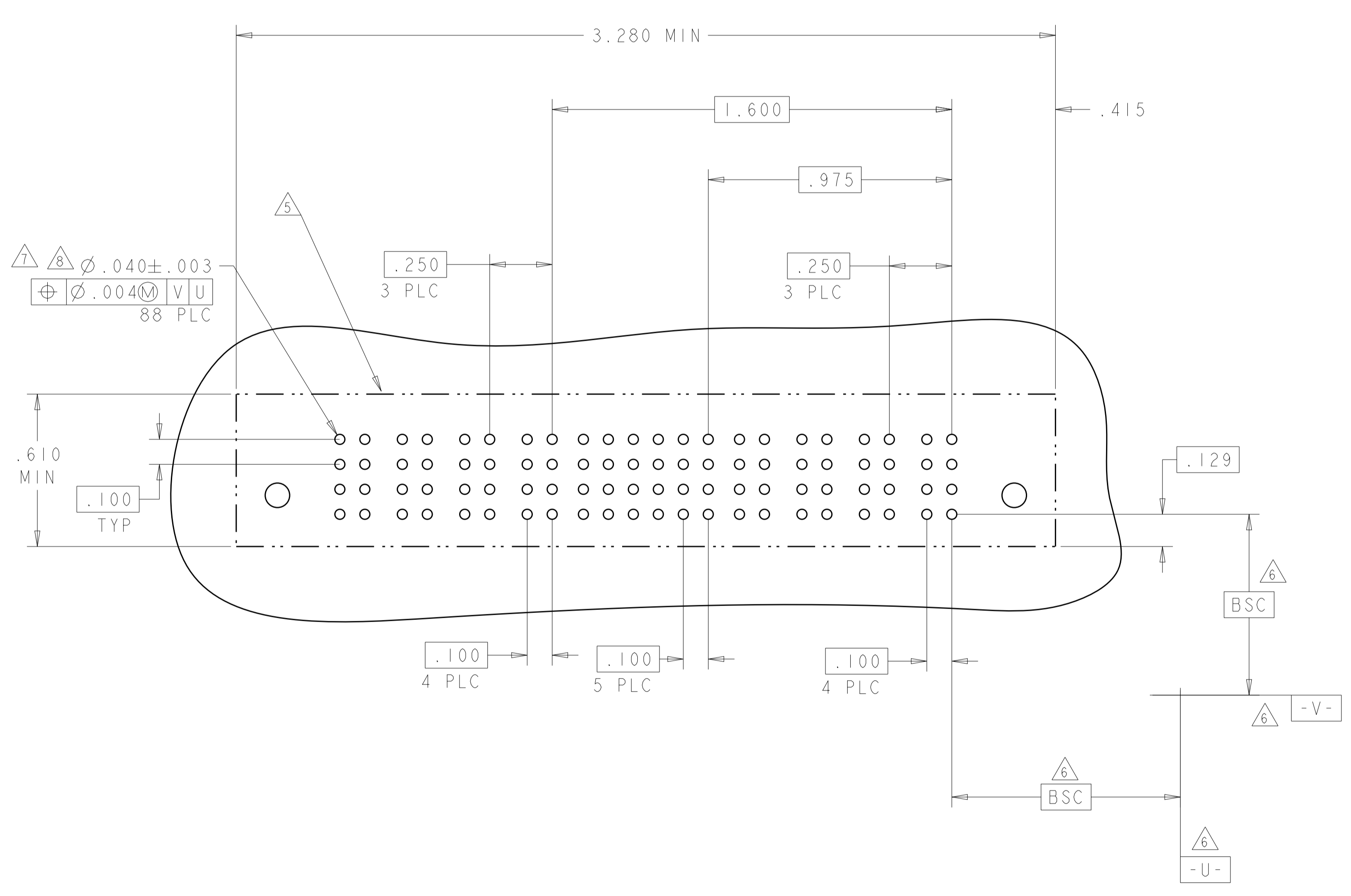
STE TE Connectivity

VERTICAL RECEPTACLE ASSEMBLY WITH GUIDES MULTI-BEAM XL

SIZE: CAGE CODE: DRAWING NO: A100779 C=6450540
 RESTRICTED TO: -
 CUSTOMER DRAWING SCALE: 2:1 SHEET 14 OF 19 REV: K9

LOC		DIST		REVISIONS			
		P	LTN	DESCRIPTION	DATE	DWN	APVD
ES	00	-	-	SEE SHEET 1	-	-	-

PART NUMBER	ROWS	POWER				SIGNAL						POWER			
		P8	P7	P6	P5	6	5	4	3	2	1	P4	P3	P2	P1
6-6450540-0	D C B A	GS	GS	GS	GS	AP	AP	AP	AP	AP	AP	GS	GS	GS	GS
						AP	AP	AP	AP	AP	AP				
						AP	AP	AP	AP	AP	AP				
						AP	AP	AP	AP	AP	AP				
4P + 24S + 4P															

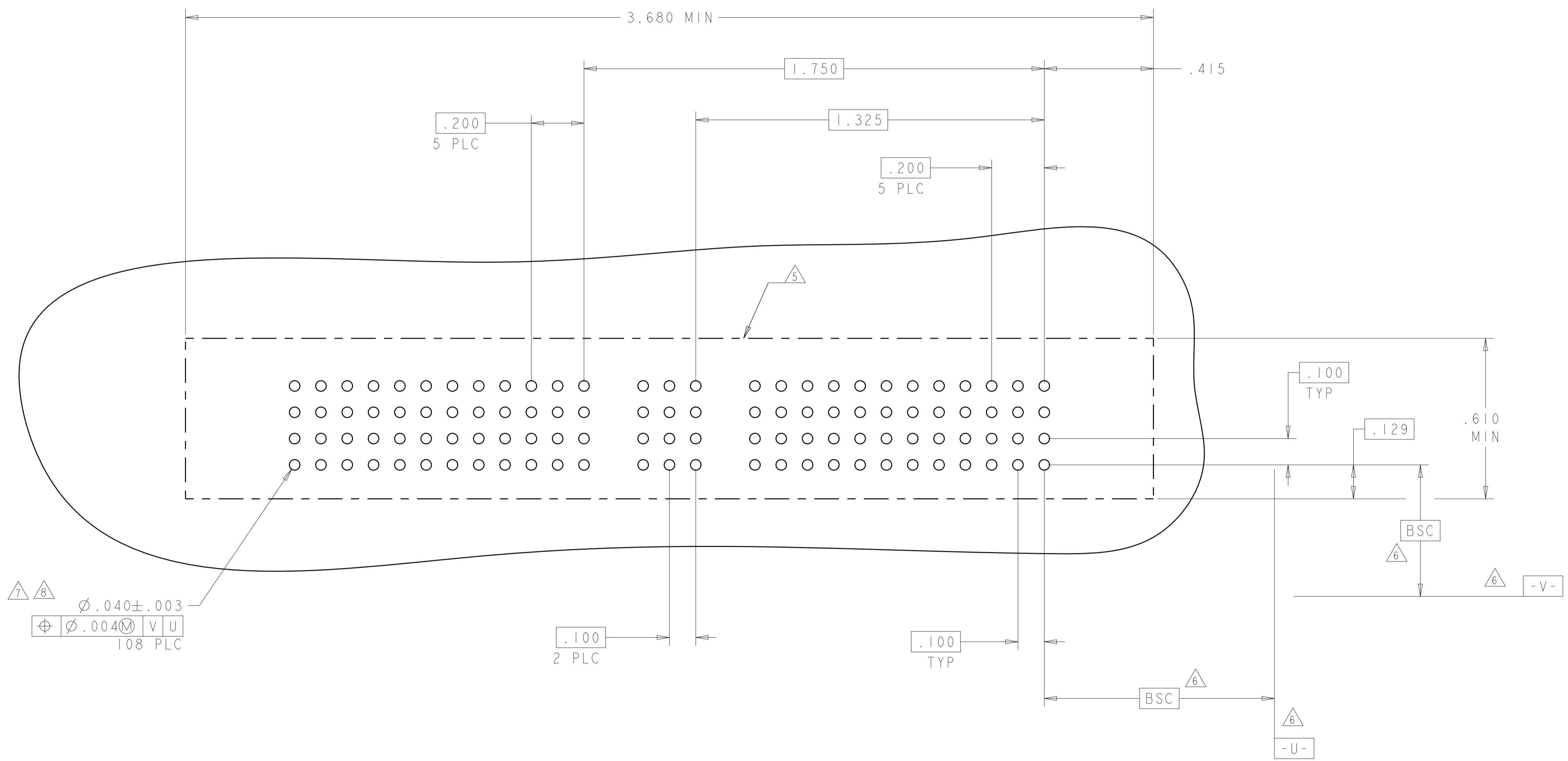


THIS DRAWING IS A CONTROLLED DOCUMENT.		DWN: R. GRZYBOWSKI 29APR05 CHK: M. PERCHERKE 29APR05	TE Connectivity
DIMENSIONS: INCHES		APVD: M. PERCHERKE	
		TOLERANCES UNLESS OTHERWISE SPECIFIED:	NAME: VERTICAL RECEPTACLE ASSEMBLY WITH GUIDES MULTI-BEAM XL
0 PLC ± 1 PLC ±.01 2 PLC ±.01 3 PLC ±.005 4 PLC ±.0020 ANGLES ±.2°		PRODUCT SPEC: 108-1973 APPLICATION SPEC: 114-13038 WEIGHT: -	SIZE: A1 CAGE CODE: 00779 DRAWING NO: 6450540
MATERIAL: FINISH:		CUSTOMER DRAWING	RESTRICTED TO: -
		SCALE: 2:1	SHEET 15 OF 19 REV: K9

LOC		DIST		REVISIONS				
ES	00	P	LTN	DESCRIPTION	DATE	OWN	APVD	
		-		SEE SHEET 1				

PART NUMBER	ROWS	POWER						SIGNAL					POWER							
		P12	P11	P10	P9	P8	P7	5	4	3	2	1	P6	P5	P4	P3	P2	P1		
6-6450540-1	D C B A	GP	GP	GP	GP	GP	GP	AP	AP	AP				GP	GP	GP	GP	GP	GP	
		GP	GP	GP	GP	GP	GP	AP	AP	AP				GP	GP	GP	GP	GP	GP	
		GP	GP	GP	GP	GP	GP	AP	AP	AP				GP	GP	GP	GP	GP	GP	
		GP	GP	GP	GP	GP	GP	AP	AP	AP				GP	GP	GP	GP	GP	GP	
6P + 20S + 6P																				

NO SIGNAL CONTACTS

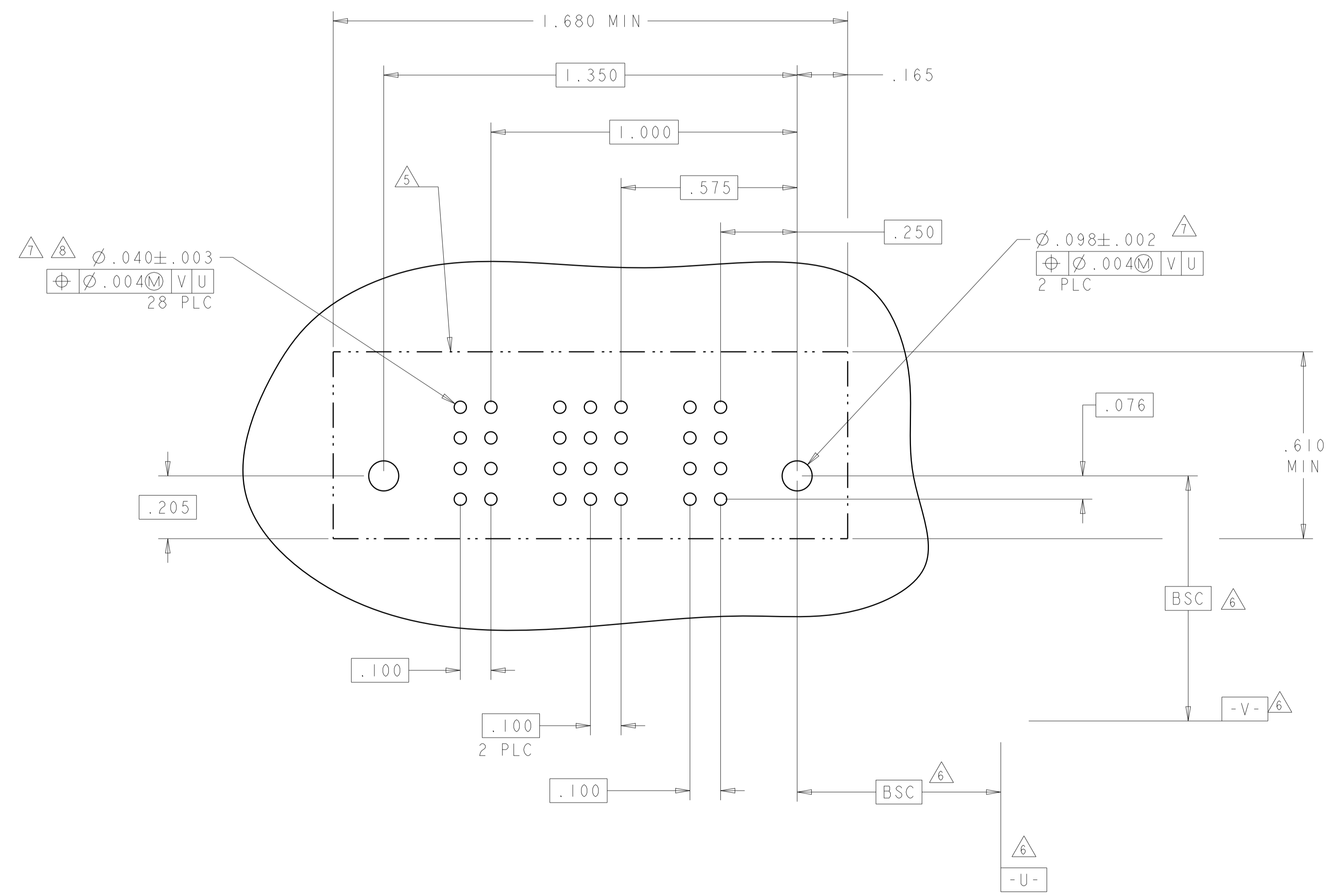


$\phi .040 \pm .003$
 108 PLC

THIS DRAWING IS A CONTROLLED DOCUMENT.		OWN R. GRZYBOWSKI 29APR05	TE Connectivity
DIMENSIONS: INCHES		CHK M. PERCHERKE 29APR05	
		APVD M. PERCHERKE	NAME VERTICAL RECEPTACLE ASSEMBLY WITH GUIDES MULTI-BEAM XL
TOLERANCES UNLESS OTHERWISE SPECIFIED:		PRODUCT SPEC 108-1973	SIZE A100779
0 PLC ± 1 PLC ±.01 2 PLC ±.01 3 PLC ±.005 4 PLC ±.0020 ANGLES ±.2°		APPLICATION SPEC 114-13038	DRAWING NO C=6450540
MATERIAL		WEIGHT	RESTRICTED TO
FINISH		CUSTOMER DRAWING	SCALE 2:1 SHEET 16 OF 19 REV K9

LOC	DIST	REVISIONS			
P	LTN	DESCRIPTION	DATE	DMN	APVD
-	-	SEE SHEET 1	-	-	-

PART NUMBER	ROWS	POWER		SIGNAL					POWER		
		P2	5	4	3	2	1	PI			
6-6450540-2	D C B A	GP	GP	AP	AP	AP				GP	GP
				AP	AP	AP					
				AP	AP	AP					
				AP	AP	AP					
IP + 20S + IP											

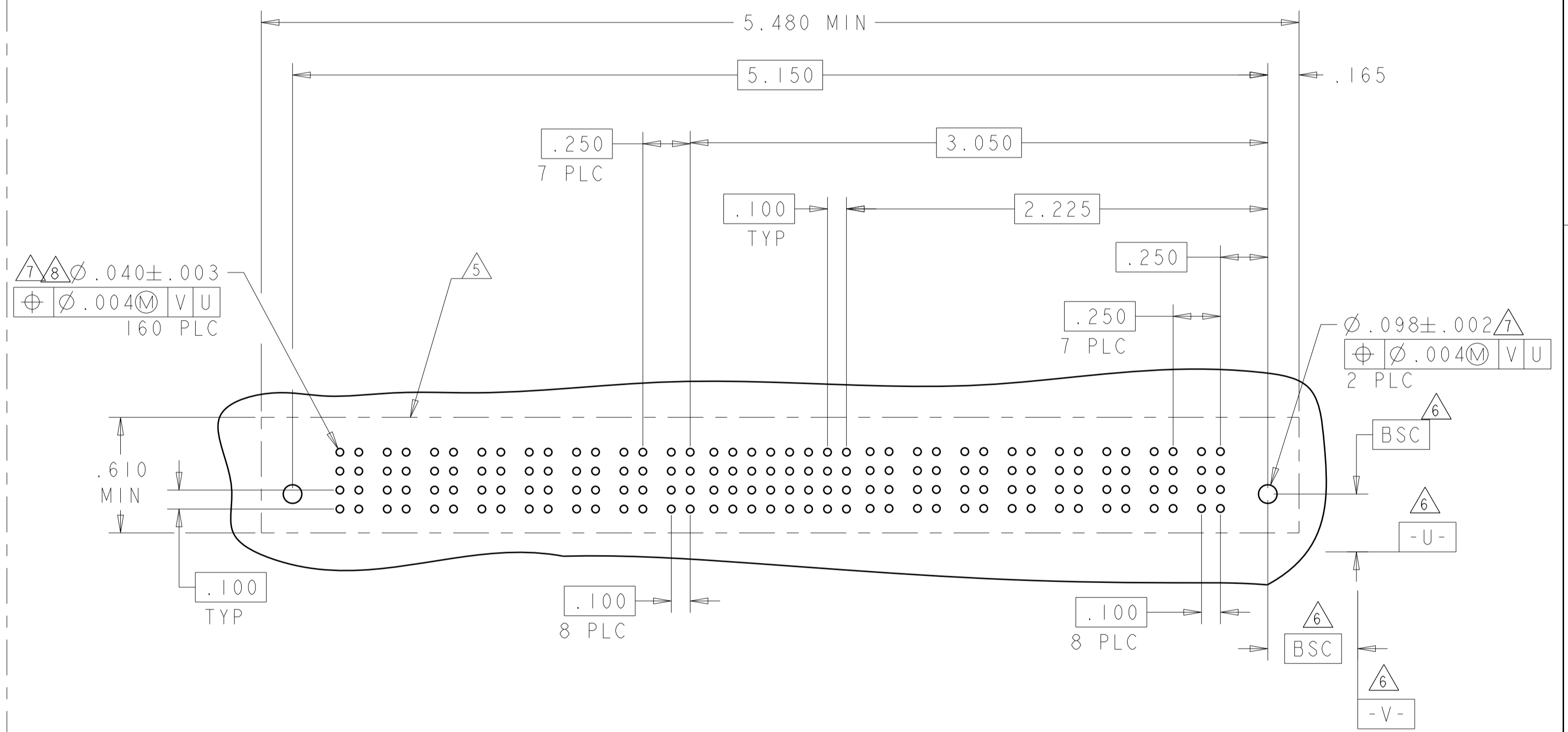
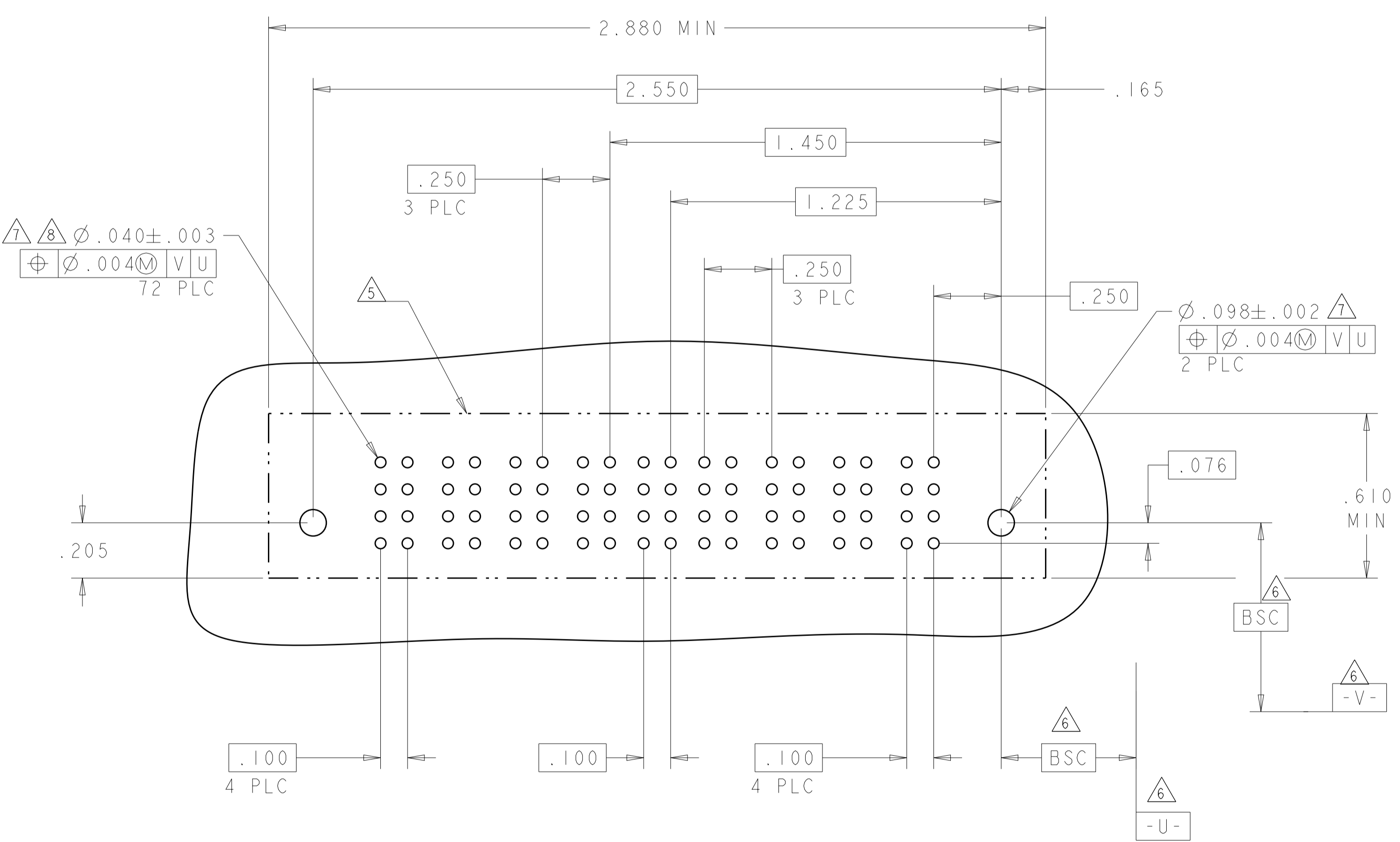


THIS DRAWING IS A CONTROLLED DOCUMENT.		DMN R.GRZYBOWSKI 29APR05	TE Connectivity
DIMENSIONS: INCHES		CHK M.PERCHEKKE 29APR05	
TOLERANCES UNLESS OTHERWISE SPECIFIED:		APVD M.PERCHEKKE	NAME VERTICAL RECEPTACLE ASSEMBLY WITH GUIDES MULTI-BEAM XL
0 PLC ±.	1 PLC ±.01	PRODUCT SPEC 108-1973	SIZE CAGE CODE DRAWING NO RESTRICTED TO
2 PLC ±.01	3 PLC ±.005	APPLICATION SPEC 114-13038	A100779C=6450540
4 PLC ±.0020	ANGLES ±.2°	WEIGHT	SCALE 2:1 SHEET 17 OF 19 REV K9
MATERIAL FINISH		CUSTOMER DRAWING	

LOC	DIST	REVISIONS			
P	LTN	DESCRIPTION	DATE	DMN	APVD
-	-	SEE SHEET 1	-	-	-

PART NUMBER	ROWS	POWER				SIGNAL		POWER					
		P8	P7	P6	P5	2	1	P4	P3	P2	P1		
6-6450540-5	D C B A	HD	GS	GS	GS	GS	AP	AP	GS	GS	GS	GS	HD
							AP	AP					
							AP	AP					
							AP	AP					
4P + 8S + 4P													

PART NUMBER	ROWS	POWER								SIGNAL								POWER									
		P16	P15	P14	P13	P12	P11	P10	P9	8	7	6	5	4	3	2	1	P8	P7	P6	P5	P4	P3	P2	P1		
4-6450540-9	D	HD	GS	GS	GS	GS	GS	GS	GS	AP	AP	AP	AP	AP	AP	AP	AP	GS	GS	GS	GS	GS	GS	GS	GS		
	C									AP	AP	AP	AP	AP	AP	AP											
	B									AP	AP	AP	AP	AP	AP	AP											
A	HD	AP	AP	AP	AP	AP	AP	AP	AP	AP	AP	AP	AP	AP	AP	AP	AP	HD									
8P + 32S + 8P																											

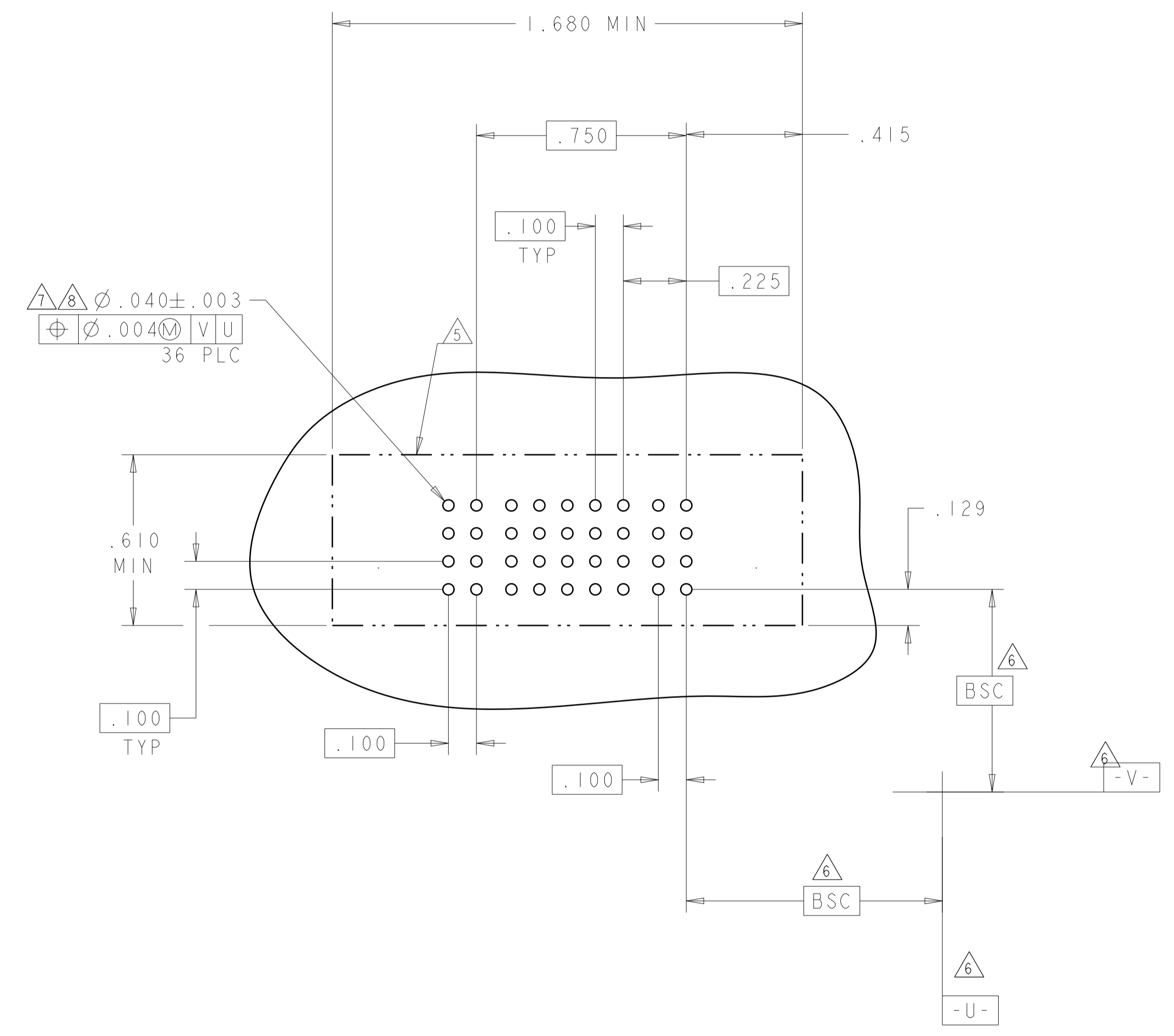
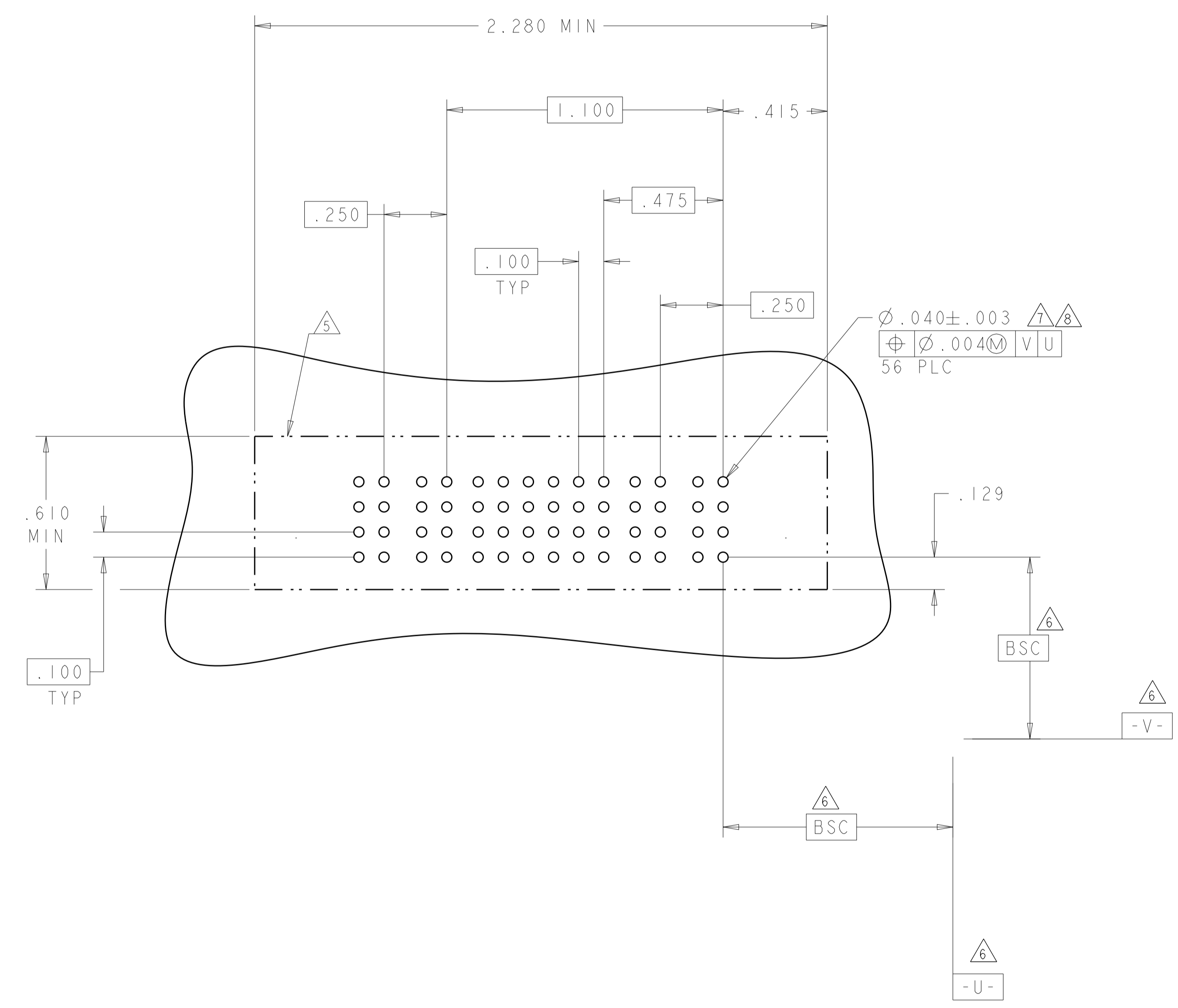


THIS DRAWING IS A CONTROLLED DOCUMENT.		DMN R. GRZYBOWSKI 29APR05	 TE Connectivity												
DIMENSIONS: INCHES		CHK M. PERCHERKE 29APR05													
TOLERANCES UNLESS OTHERWISE SPECIFIED:		APVD M. PERCHERKE	NAME VERTICAL RECEPTACLE ASSEMBLY WITH GUIDES MULTI-BEAM XL												
<table border="1"> <tr> <td>0 PLC</td> <td>±</td> </tr> <tr> <td>1 PLC</td> <td>±.01</td> </tr> <tr> <td>2 PLC</td> <td>±.01</td> </tr> <tr> <td>3 PLC</td> <td>±.01</td> </tr> <tr> <td>4 PLC</td> <td>±.005</td> </tr> <tr> <td>ANGLES</td> <td>±.0020</td> </tr> </table>		0 PLC	±	1 PLC	±.01	2 PLC	±.01	3 PLC	±.01	4 PLC	±.005	ANGLES	±.0020	PRODUCT SPEC 108-1973	SIZE A100779
0 PLC	±														
1 PLC	±.01														
2 PLC	±.01														
3 PLC	±.01														
4 PLC	±.005														
ANGLES	±.0020														
MATERIAL		APPLICATION SPEC 114-13038	CAGE CODE DRAWING NO C=6450540												
FINISH		WEIGHT	RESTRICTED TO												
CUSTOMER DRAWING		SCALE 2:1	SHEET 18 OF 19												

LOC	DIST	REV	DATE	BY	APP'D
ES	00				
DESCRIPTION			DATE	BY	APP'D
SEE SHEET 1					

PART NUMBER	ROWS	POWER		SIGNAL						POWER		
		P4	P3	6	5	4	3	2	1	P2	P1	
1-6450540-0	D C B A	GP	GP	AP	AP	AP	AP	AP	AP	AP	GP	GP
				AP	AP	AP	AP	AP	AP			
				AP	AP	AP	AP	AP	AP			
				AP	AP	AP	AP	AP	AP			
2P + 24S + 2P												

PART NUMBER	ROWS	POWER		SIGNAL						POWER	
		P2	P1	5	4	3	2	1	P2	P1	
6-6450540-6	D C B A	GS	GS	AP	AP	AP	AP	AP	AP	GS	GS
				AP	AP	AP	AP	AP	AP		
				AP	AP	AP	AP	AP	AP		
				AP	AP	AP	AP	AP	AP		
1P + 20S + 1P											



THIS DRAWING IS A CONTROLLED DOCUMENT.		OWN: R. GRZYBOWSKI 29APR05	TE Connectivity
DIMENSIONS: INCHES		CHK: M. PERCHERKE 29APR05	
TOLERANCES UNLESS OTHERWISE SPECIFIED:		APVD: M. PERCHERKE	NAME: VERTICAL RECEPTACLE ASSEMBLY WITH GUIDES MULTI-BEAM XL
0 PLC ± 1 PLC ±.01 2 PLC ±.01 3 PLC ±.005 4 PLC ±.002 ANGLES ±.020		PRODUCT SPEC: 108-1973	SIZE: A1
MATERIAL: FINISH: *		APPLICATION SPEC: 114-13038	CAGE CODE: 6450540
CUSTOMER DRAWING		WEIGHT: -	SCALE: 2:1 SHEET 19 OF 19 REV: K9

X-ON Electronics

Largest Supplier of Electrical and Electronic Components

Click to view similar products for [Power to the Board](#) category:

Click to view products by [TE Connectivity](#) manufacturer:

Other Similar products are found below :

[10131318-08512GRLF](#) [6450171-4](#) [6450552-7](#) [6600323-8](#) [6643429-1](#) [6646040-2](#) [6651939-1](#) [6766604-1](#) [120959-1](#) [1393557-2](#) [1393532-2](#)
[1393532-3](#) [1393532-4](#) [1393557-1](#) [1600812-5](#) [1-6450861-2](#) [1645595-1](#) [1743490-1](#) [1744132-7](#) [1761122-1](#) [1766169-1](#) [1766250-1](#) [18362](#)
[1892109-1](#) [1-967627-6](#) [2226808-1](#) [2-6450860-5](#) [2-6450860-6](#) [2-6450870-0](#) [93003-0502](#) [953552-1](#) [1-6450161-4](#) [1-6450850-6](#) [1645526-2](#) [1-](#)
[6600130-0](#) [1743419-1](#) [1766150-1](#) [2005243-2](#) [211110-1](#) [2-6600130-2](#) [TE34-12-16P-F0](#) [5-6450830-6](#) [5646956-4](#) [36662-0005](#) [40585-3000](#) [4-](#)
[6450830-9](#) [4-6600333-3](#) [51142-0214](#) [10134048-911LF](#) [10130248-005LF](#)