samtec

FLEX STACK

ZW–06–13–L–D–787–118

HW–14–08–G–S–300–100

DW–11–20–T–D–825

(2.54 mm) .100"

DW, EW, ZW, HW-TH SERIES

FLEXIBLE .025" SQ BOARD STACKERS

Mates with:
SSW, SSQ, ESW, ESQ, CES, SLW, BSW, BCS, SSM, HLE, PHF

Cable Mates:
IDSS, IDSD

SPECIFICATIONS

For complete specifications see www.samtec.com?DW, www.samtec.com?EW, www.samtec.com?ZW or www.samtec.com?HW-TH

Insulator Material:
DW, EW, ZW: Black Glass Filled Polyester
HW: Natural Liquid Crystal Polymer
Terminal Material:
Phosphor Bronze
Plating:
Au or Sn over 50 µ" (1.27 µm) Ni
Operating Temp Range:
-55 °C to +125 °C with Gold
-55 °C to +105 °C with Tin
RoHS Compliant:
Yes
Lead–Free Solderable:
DW, EW, ZW:
No, Lead Wave Only
HW: Yes

RECOGNITIONS

For complete scope of recognitions see www.samtec.com/quality

FILE NO. E111594

ALSO AVAILABLE (MOQ Required)

- Other platings

Notes:
For added mechanical stability, Samtec recommends mechanical board spacers be used in applications with gold or selective gold plated connectors. Contact ipg@samtec.com for more information.

This Series is non-standard, non-returnable.

TYPE STRIP – NO. PINS PER ROW – LEAD STYLE – PLATING OPTION – ROW OPTION – STACKER HEIGHT – OTHER OPTIONS

DW
= (2.79 mm) .110" Tail

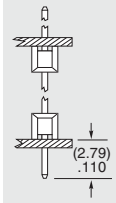

EW
= (8.38 mm) .330" Tail

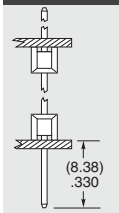

ZW
= Custom Tail

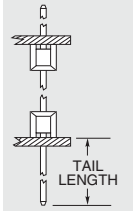

HW
= High Temp Custom Tail

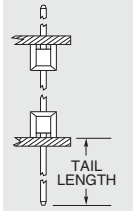

Specify LEAD STYLE from chart

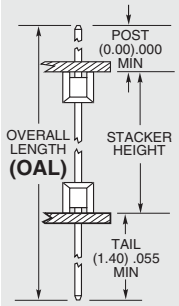

LEAD STYLE	OAL
– 07	(10.92) .430
– 08	(13.46) .530
– 09	(18.54) .730
–10	(21.08) .830
–11	(23.62) .930
–12	(26.16) 1.030
–13	(31.24) 1.230
–14	(36.32) 1.430
–15	(16.00) .630
–16	(11.30) .445
–17	(12.19) .480
–19	(33.78) 1.330
–20	(28.70) 1.130

01 thru 50

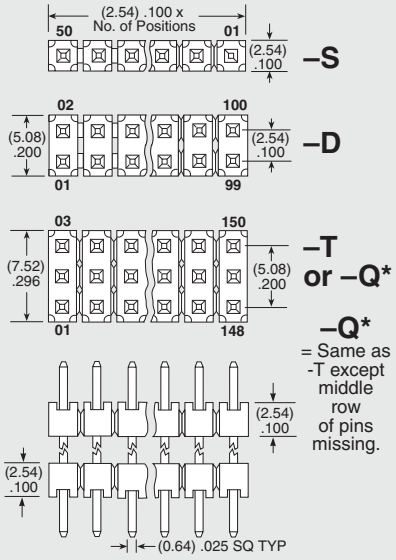

–Q*
= Same as -T except middle row of pins missing.

–S
= Single Row

–D
= Double Row

–T
= Triple Row

–Q
= Double Row .200" (5.08 mm) row space

–"XXX"
= Stacker Height (in inches) (5.08 mm) .200" minimum

Example:
–250
= (6.35 mm) .250"

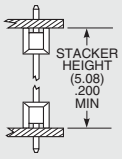

–"XXX"
= ZW or HW Tail Length (in inches) (1.40 mm) .055" minimum

Example:
–250
= (6.35 mm) .250"

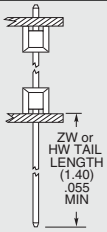

–LL
= Locking Lead (Shortest dimension between the tail and the post is the end that will be crimped. Available on tails from (2.29 mm) .090" to (7.87 mm) .310" only.) Single row, 01 & 02 positions & –Q row not available

–"XXX"
= Polarized

Specify omitted pin position

–F
= Gold flash on contact, Matte Tin on tail

–L
= 10 µ" (0.25 µm) Gold on contact area of longer tail, Matte Tin on tail

–G
= 10 µ" (0.25 µm) Gold on contact area of longer tail, Gold flash on balance

–T
= Matte Tin

Due to technical progress, all designs, specifications and components are subject to change without notice.

All parts within this catalog are built to Samtec's specifications.
Customer specific requirements must be approved by Samtec and identified in a Samtec customer-specific drawing to apply.

X-ON Electronics

Largest Supplier of Electrical and Electronic Components

Click to view similar products for Board to Board & Mezzanine Connectors ***category:***

Click to view products by Samtec ***manufacturer:***

Other Similar products are found below :

10135583-642402LF 89885-310LF 589158040000018 6-1393048-0 68683-613 MDF7-12DP-2.54DSA MDF7-18P-2.54DSA(01) MDF7-20DP-2.54DSA MDF7-26D-2.54DSA(55) MDF7-3P-2.54DSA(01) MDF7B-3P-2.54DSA(55) MDF7C-11P-2.54DSA(55) MDF7C-18P-2.54DSA(55) MDF7C-5P-2.54DSA(01) MDF7P-5P-2.54DSA(55) 75234-0516 FCN-230C068-11 FCN-268F012-G/BD FCN-268F036-G/BD FCN-268M012-G/0D FCN-268M024-G/1D FCN-360C008-C FCN-360C040-C FCN-723J004/1 MIS-048-01-F-D-DP-K 832-10-034-10-001000 93696-325LF 11828-1FA AXK630345P 18097-0013 ICA-328STT 2007042-2 304400-2 FCN-214Q030-G/0 FCN-215Q040-G/0 FCN-230C068-ESA FCN-234P048-G/0 FCN-235D050-G/C FCN-360A3 FCN-360C040-B 210-93-314-41-105000 2-22603-0 379-064-521-202 MDF7-12P-2.54DSA(01) MDF7-16P-2.54DS(56) MDF7-40DP-2.54DSA(55) MDF7-8P-2.54DSA(55) MDF7B-16P-2.54DSA(55) AXG720047 5031084030