

LOC		DIST		REVISIONS			
ES	00	P	LTH	DESCRIPTION	DATE	DWN	APVD
		J9		REV PER ECR-12-020199	22NOV2012	CZ	SZ



THIS DRAWING IS A CONTROLLED DOCUMENT.

DWN D. ZHU	Z0DEC2007	TE Connectivity VER RECEP ASSEMBLY SHORT GUIDES, PRESS FIT MULTI-BEAM XLE
CHK S. ZHAO	Z0DEC2007	
APVD S. ZHAO		
NAME		
DIMENSIONS: INCHES	TOLERANCES UNLESS OTHERWISE SPECIFIED:	PRODUCT SPEC
0 PLC ± .01	1 PLC ± .01	108-2292
2 PLC ± .01	3 PLC ± .005	APPLICATION SPEC
4 PLC ± .0020	ANGLES ± .2°	114-13251
MATERIAL	FINISH	WEIGHT
CUSTOMER DRAWING		SCALE N/A SHEET 1 OF 28 REV K2

LOC	DIST	REV	DATE	BY	APPV
ES	00				

- 1 "AMP", PART NUMBER AND DATE CODE TO BE MARKED IN AREA SHOWN  
PARTS UNDER 2.00 LONG MAY BE MARKED ON BOTH SIDES
- 2 MATERIAL: HOUSING - GLASS FILLED HIGH TEMP THERMO PLASTIC, UL94 V-0, BLACK.  
SIGNAL CONTACT - HIGH CONDUCTIVITY COPPER ALLOY  
POWER CONTACT - HIGH CONDUCTIVITY COPPER ALLOY  
LP CONTACT - HIGH CONDUCTIVITY COPPER ALLOY
- 3 CONTACT PLATING - NOBLE METAL PLATING ON CONTACT FUNCTIONAL AREA  
OF POWER AND SIGNAL CONTACTS
- 4 MECHANICAL CONNECTOR KEEP OUT ZONE
- 5 DATUM AND BASIC DIMENSIONS ESTABLISHED BY CUSTOMER
- 6 PCB - ALL HOLE DIAMETERS ARE FINISHED HOLE SIZES
- 7 PCB - 0.0453 ±.0010 DRILLED HOLES PLATED WITH .0003 MIN Sn  
OVER .001 TO .003 Cu PLATING TO ACHIEVE A .040 HOLE
- 8 FOR P/S/LP CONFIGURATION, PLEASE REFER TO SHEET 3.
- 9 FOR LP/S/P CONFIGURATION, PLEASE REFER TO SHEET 3.
- 10 VARIABLE DIMENSIONS SHOW ON TABLE.
- 11 FOR LP/S/LP CONFIGURATION, PLEASE REFER TO SHEET 3.
- 12 SPECIAL DIMENSIONS SEE SHEET 3
- 13 RECOMMEND USING CUSTOMER SUPPLIED SCREWS TO SECURE TO BOARD  
TYCO P/N: 19024-2. RECOMMEND TORQUE IS TBD.  
ASSUMING A CARD THICKNESS OF TBD, FINAL SCREW LENGTH AND CARD THICKNESS ARE FACTORS TO BE  
CONSIDERED IF APPLYING A SCREW FOR AN APPLICATION AND MAY VARY FOR EACH APPLICATION.

W	U	K	S	T	D	R	L	DESCRIPTION	PART NUMBER
1.850	.250	.250	.170	1.690	.425	1.100	2.040	2P + 24S + 2P	5-6450860-2
1.185	-	-	.1025	1.025	.2725	.705	1.375	2LP + 16S + 2LP	4-6450860-8
2.850	.250	.250	.170	2.690	.925	1.600	3.040	4P + 24S + 4P	4-6450860-7
2.150	.250	.250	.170	1.990	.475	1.400	2.340	2P + 32S + 2P	4-6450860-6
2.705	.115	.170	.170	2.545	1.800	2.1575	2.895	3ACP+3P+12S+2LP	4-6450860-5
4.450	.250	.250	.170	4.290	1.925	2.200	4.640	8P + 8S + 8P	4-6450860-4
1.400	.250	.250	.145	1.240	.425	.700	1.590	2P + 8S + 2P	4-6450860-3
1.330	.250	-	.1275	1.170	.2725	.5725	1.520	2LP + 8S + 2P	4-6450860-2
2.400	.200	.200	.145	2.240	.775	1.350	2.590	4HDP + 20S + 4HDP	4-6450860-1
1.350	-	-	.170	1.190	.175	.850	1.540	1P + 24S + 1P	4-6450860-0
1.360	-	.230	.1275	1.200	.4775	.8525	1.550	4LP + 12S + 1P	3-6450860-9
2.550	.250	.250	.170	2.390	.475	1.800	2.740	2P + 48S + 2P	3-6450860-6
3.850	.250	.250	.170	3.690	1.425	2.100	4.040	6P + 24S + 6P	3-6450860-5
1.075	-	-	.1025	.915	.2725	.480	1.265	2LP + 8S + 3LP	3-6450860-4
1.330	.250	-	.1275	1.170	.2725	.5725	1.520	2LP + 8S + 2P	3-6450860-3
1.800	.250	.250	.220	1.640	.450	.950	1.990	2P + 16S + 2P	3-6450860-2
2.870	.230	.230	.1525	2.710	.6550	2.2125	3.060	4LP + 60S + 4LP	3-6450860-1
.975	-	-	.1025	.815	.2725	.380	1.165	2LP + 4S + 3LP	3-6450860-0
1.950	.250	.250	.170	1.790	.475	1.200	2.140	2P + 24S + 2P	2-6450860-9
2.550	.250	.250	.170	2.390	.925	1.300	2.740	4P + 12S + 4P	2-6450860-8
5.635	.250	.250	.170	5.475	.475	1.885	5.825	2P + 32S + 4LP + 14P	2-6450860-6
3.570	.250	.230	.1525	3.410	2.1125	2.8375	3.760	18LP + 24S + 2P	2-6450860-5
6.050	.250	.250	.145	5.890	1.950	3.850	6.240	8P + 72S + 8P	2-6450860-1
1.950	.250	.250	.170	1.790	.475	1.200	2.140	2P + 24S + 2P	2-6450860-0
3.350	.200	.200	.170	3.190	1.175	1.850	3.540	6HDP + 24S + 6HDP	1-6450860-7
-	.250	.230	.1275	2.205	.7325	1.4075	2.555	6LP + 24S + 3P	1-6450860-6
2.450	.200	.200	.170	2.290	.775	1.350	2.640	4HDP + 20S + 4HDP	1-6450860-5
2.150	.200	.200	.170	1.990	.775	1.050	2.340	4HDP + 8S + 4HDP	1-6450860-4
2.450	-	.250	.170	2.290	.925	1.200	2.640	4P + 8S + 4P	1-6450860-3
3.450	-	.250	.170	3.290	1.425	1.700	3.640	6P + 8S + 6P	1-6450860-2
2.800	.300	.250	.170	2.640	.925	1.700	2.990	4P + 28S + 3ACP	1-6450860-0
2.510	-	-	.170	2.350	.455	1.6875	2.700	1P+2LP+48S+2LP+1P	6450860-9
2.800	.300	.250	.170	2.640	.925	1.700	2.990	4P + 28S + 3ACP	6450860-7
2.425	.250	.300	.170	2.265	.500	1.175	2.615	2ACP + 24S + 4P	6450860-6
3.665	-	.230	.1025	3.505	.7325	1.4075	3.855	6LP + 24S + 10P	6450860-5
2.530	-	.250	.170	2.370	1.175	1.9825	2.720	5P + 32S + 2LP	6450860-4
5.545	.230	.250	.195	5.385	2.975	4.2325	5.735	12P + 48S + 8LP	6450860-3
5.200	.200	.300	.195	5.040	1.150	2.475	5.390	4ACP + 48S + 12HDP	6450860-2
.985	-	-	.1025	.825	.2725	.505	1.175	2LP + 8S + 2LP	6450860-1
D	T	S	K	U	W	R	L	DESCRIPTION	PART NUMBER

THIS DRAWING IS A CONTROLLED DOCUMENT.

OWN: D. ZHU  
 CH: S. ZHAO  
 APV: S. ZHAO

DIMENSIONS: INCHES  
 TOLERANCES UNLESS OTHERWISE SPECIFIED:  
 0 PLC ±.  
 1 PLC ±.01  
 2 PLC ±.01  
 3 PLC ±.005  
 4 PLC ±.0020  
 ANGLES ±.020

MATERIAL: FINISH:

DATE: 20DEC2007  
 NAME: VER RECEPT ASSEMBLY SHORT GUIDES, PRESS FIT MULTI-BEAM XLE  
 PRODUCT SPEC: 108-2292  
 APPLICATION SPEC: 114-13251  
 WEIGHT: CUSTOMER DRAWING

SIZE: A1  
 CAGE CODE: 6450860  
 SCALE: N/A  
 SHEET: 2 OF 28  
 REV: K2

STE TE Connectivity

LOC	DIST	REVISIONS					
ES	00	P	LTH	DESCRIPTION	DATE	DWN	APVD
-	-	-	-	SEE SHEET 1	-	-	-



FOR P/S/LP CONFIGURATION  
 UNSPECIFIED DIMENSION REFER TO SHEET 1



FOR LP/S/P CONFIGURATION  
 UNSPECIFIED DIMENSION REFER TO SHEET 1



FOR PART 2-6450860-6

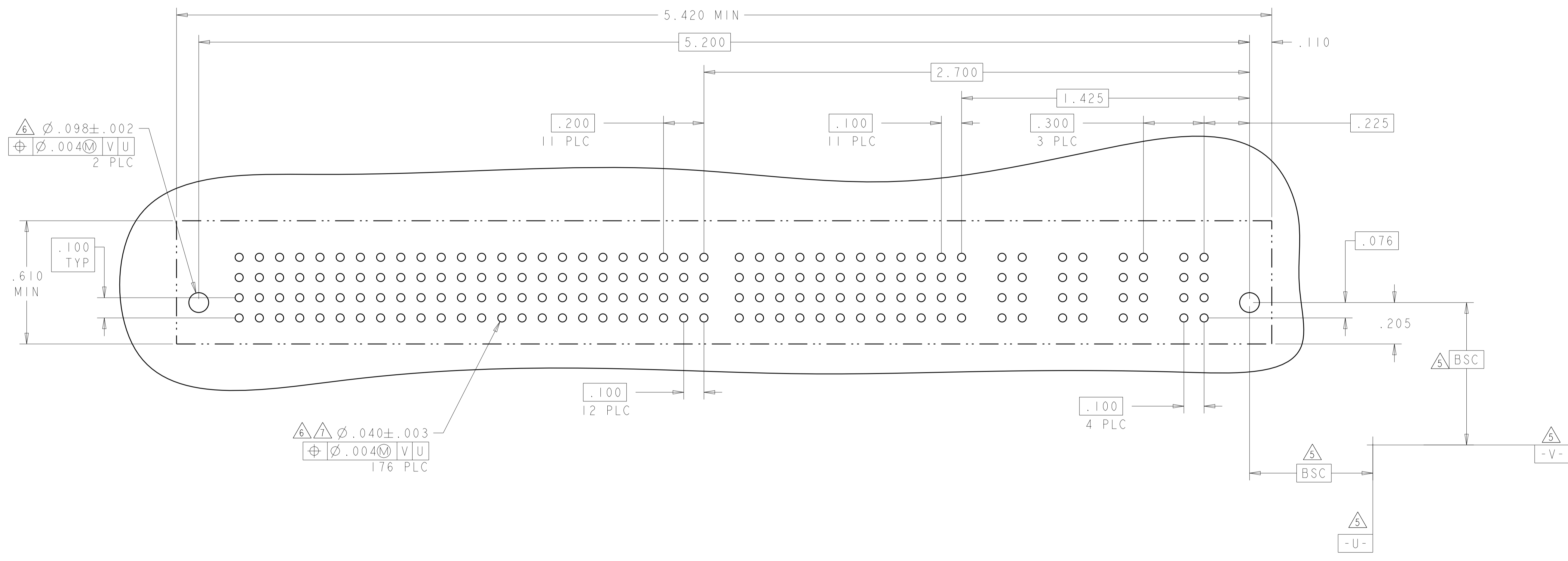


FOR LP/S/LP(6450860-1 AND 3-6450860-0) CONFIGURATION  
 UNSPECIFIED DIM REFER TO SHEET 1

THIS DRAWING IS A CONTROLLED DOCUMENT.		DWN: D. ZHU	20DEC2007	TE Connectivity
DIMENSIONS: INCHES		CHK: S. ZHAO	20DEC2007	
TOLERANCES UNLESS OTHERWISE SPECIFIED:		APVD: S. ZHAO		NAME: VER RECEP ASSEMBLY SHORT GUIDES, PRESS FIT MULTI-BEAM XLE
0 PLC ±		PRODUCT SPEC		SIZE: A1
1 PLC ±.01		108-2292		CAGE CODE: 6450860
2 PLC ±.01		APPLICATION SPEC		RESTRICTED TO:
3 PLC ±.005		114-13251		
4 PLC ±.0020		WEIGHT		
ANGLES ±.7°		CUSTOMER DRAWING		
MATERIAL		SCALE: N/A	SHEET 3 OF 28	REV: K2

LOC	DIST	REVISIONS					
		P	LTN	DESCRIPTION	DATE	DWN	APVD
ES	00	-	-	SEE SHEET 1	-	-	-

PART NUMBER	ROWS	POWER												SIGNAL												POWER													
		P16	P15	P14	P13	P12	P11	P10	P9	P8	P7	P6	P5	12	11	10	9	8	7	6	5	4	3	2	1	P4	P3	P2	P1										
6450860-2	D C B A	GS	GS	GS	GS	GS	GS	GS	GS	GS	GS	GS	GS	GS	AP	AP	AP	AP	AP	AP	AP	AP	AP	AP	AP	AP	AP	AP	AP	AP	AP	AP	AP	AP	AP	GS	GS	GS	GS
4ACP + 48S + 12HDP																																							



LSI	STD LP POWER PRESS FIT CONTACT
GP	MFBL POWER PRESS FIT CONTACTS
GS	STD POWER PRESS FIT CONTACTS
AP	SIGNAL PRESS FIT CONTACT
CODE	DESCRIPTION
CONTACT TABLE	

THIS DRAWING IS A CONTROLLED DOCUMENT.		DWN	D. ZHU	20DEC2007
DIMENSIONS:		CHK	S. ZHAO	20DEC2007
INCHES	TOLERANCES UNLESS OTHERWISE SPECIFIED:	APVD	S. ZHAO	-
	0 PLC ± .01	PRODUCT SPEC		
	1 PLC ± .01	108-2292		
	2 PLC ± .01	APPLICATION SPEC		
	3 PLC ± .005	114-13251		
	4 PLC ± .002	WEIGHT		
	ANGLES ± 0.020			
MATERIAL	FINISH	CUSTOMER DRAWING	SCALE	N/A

**STE** TE Connectivity

VER RECEP ASSEMBLY  
SHORT GUIDES, PRESS FIT  
MULTI-BEAM XLE

SIZE CAGE CODE DRAWING NO RESTRICTED TO  
A100779C=6450860 -

4805 (3/11)

LOC	DIST	REVISIONS			
		REV	DATE	BY	APPV
ES	00	-	-	-	-
		SEE SHEET 1			

PART NUMBER	ROWS	SIGNAL														POWER																	
		LP8	LP7	LP6	LP5	LP4	LP3	LP2	LPI	I2	I1	I0	9	8	7	6	5	4	3	2	1	P12	P11	P10	P9	P8	P7	P6	P5	P4	P3	P2	P1
6450860-3	D									AP	AP	AP	AP	AP	AP	AP	AP	AP	AP	AP	GS	GS	GS	GS	GS	GS	GS	GS	GS	GS	GS	GS	GS
	C									AP	AP	AP	AP	AP	AP	AP	AP	AP	AP	AP	GS	GS	GS	GS	GS	GS	GS	GS	GS	GS	GS	GS	
	B	LS1	LS1	LS1	LS1	LS1	LS1	LS1		AP	AP	AP	AP	AP	AP	AP	AP	AP	AP	GS	GS	GS	GS	GS	GS	GS	GS	GS	GS	GS	GS		
	A									AP	AP	AP	AP	AP	AP	AP	AP	AP	AP	AP	GS	GS	GS	GS	GS	GS	GS	GS	GS	GS	GS	GS	

12P + 48S + 8LP



THIS DRAWING IS A CONTROLLED DOCUMENT.		OWN: D. ZHU	20DEC2007		TE Connectivity
DIMENSIONS: INCHES		CHK: S. ZHAO	20DEC2007		VER RECEP ASSEMBLY SHORT GUIDES, PRESS FIT MULTI-BEAM XLE
TOLERANCES UNLESS OTHERWISE SPECIFIED:		APVD: S. ZHAO		NAME	
0 PLC ±		PRODUCT SPEC		SIZE: CAGE CODE DRAWING NO	
1 PLC ±.01		108-2292		RESTRICTED TO	
2 PLC ±.01		APPLICATION SPEC		A100779C=6450860	
3 PLC ±.005		114-13251		SCALE N/A SHEET 5 OF 28 REV K2	
4 PLC ±.0020		WEIGHT			
ANGLES ±.2°		FINISH			
MATERIAL		CUSTOMER DRAWING			

LOC		DIST		REVISIONS			
P	LTN	DESCRIPTION	DATE	OWN	APVD		
-	-	SEE SHEET 1	-	-	-		

PART NUMBER	ROWS	POWER				SIGNAL					POWER		HD	
		P6	P5	P4	P3	6	5	4	3	2	1	P2		P1
6450860-6	D	GS	GS	GS	GS	AP	AP	AP	AP	AP	AP	GS	GS	HD
	C					AP	AP	AP	AP	AP	AP			
	B					AP	AP	AP	AP	AP	AP			
	A					AP	AP	AP	AP	AP	AP			
2ACP + 24S + 4P														

PART NUMBER	ROWS	LP2	LPI	SIGNAL								POWER					HD	
				8	7	6	5	4	3	2	1	P5	P4	P3	P2	P1		
6450860-4	D	LSI		AP	AP	AP	AP	AP	AP	AP	AP	AP	GS	GP	GS	GP	GP	HD
	C			AP	AP	AP	AP	AP	AP	AP	AP							
	B			AP	AP	AP	AP	AP	AP	AP	AP							
	A			AP	AP	AP	AP	AP	AP	AP	AP							
5P + 32S + 2LP																		

NO CONTACT LOADED



THIS DRAWING IS A CONTROLLED DOCUMENT.

DIMENSIONS: INCHES	TOLERANCES UNLESS OTHERWISE SPECIFIED: 0 PLC ±. 1 PLC ±.01 2 PLC ±.01 3 PLC ±.005 4 PLC ±.002 ANGLES ±.2°	FINISH	FINISH
-----------------------	-----------------------------------------------------------------------------------------------------------------------------	--------	--------

OWN: D. ZHU	20DEC2007	 TE Connectivity
CHK: S. ZHAO	20DEC2007	
APVD: S. ZHAO		
NAME:		
PRODUCT SPEC	108-2292	VER RECEP ASSEMBLY SHORT GUIDES, PRESS FIT MULTI-BEAM XLE
APPLICATION SPEC	114-13251	
SIZE: CAGE CODE DRAWING NO	A100779	RESTRICTED TO
WEIGHT		SCALE: N/A
CUSTOMER DRAWING		SHEET 6 OF 28

LOC		DIST		REVISIONS				
ES	00	P	LTN	DESCRIPTION	DATE	DMN	APVD	
		-		SEE SHEET 1				

PART NUMBER	ROWS	POWER										SIGNAL						POWER						
		P10	P9	P8	P7	P6	P5	P4	P3	P2	P1	6	5	4	3	2	1	LP6	LP5	LP4	LP3	LP2	LP1	
6450860-5	D C B A	GS	GS	GS	GS	GS	GS	GS	GS	GS	GS	AP	AP	AP	AP	AP	AP	LSI			LSI			LSI
		GS	GS	GS	GS	GS	GS	GS	GS	GS	GS	AP	AP	AP	AP	AP	AP							
		GS	GS	GS	GS	GS	GS	GS	GS	GS	GS	AP	AP	AP	AP	AP	AP							
		GS	GS	GS	GS	GS	GS	GS	GS	GS	GS	AP	AP	AP	AP	AP	AP							



THIS DRAWING IS A CONTROLLED DOCUMENT.		DMN: D.ZHU	20DEC2007	TE Connectivity
DIMENSIONS: INCHES		CHK: S.ZHAO	20DEC2007	
		TOLERANCES UNLESS OTHERWISE SPECIFIED: 0 PLC ±. 1 PLC ±.01 2 PLC ±.01 3 PLC ±.005 4 PLC ±.0020 ANGLES ±.2°		NAME: VER RECEP ASSEMBLY SHORT GUIDES, PRESS FIT MULTI-BEAM XLE
MATERIAL: -	FINISH: -	APVD: S.ZHAO	PRODUCT SPEC: 108-2292	SIZE: A1
CUSTOMER DRAWING		APPLICATION SPEC: 114-13251	WEIGHT: -	CAGE CODE: 6450860
SCALE: N/A		SHEET 7 OF 28		REV: K2

LOC	DIST	REVISIONS			
P	LTN	DESCRIPTION	DATE	DMN	APVD
-	-	SEE SHEET 1	-	-	-

PART NUMBER	ROWS	POWER				SIGNAL					POWER					
		P7	P6	P5		7	6	5	4	3	2	1	P4	P3	P2	P1
6450860-7	D C B A	HD	GS	GS			AP	AP	AP	AP	AP		GS	GS	GS	GS
							AP	AP	AP	AP	AP		GS	GS	GS	GS
							AP	AP	AP	AP	AP		GS	GS	GS	GS
							AP	AP	AP	AP	AP		GS	GS	GS	GS
4P + 28S + 3ACP																

PART NUMBER	ROWS	POWER		SIGNAL		POWER	
		P4	P3	2	1	P2	P1
6450860-1	D C B A	LSI	LSI	AP	AP	LSI	LSI
				AP	AP		
				AP	AP		
				AP	AP		
2LP + 8S + 2LP							

NO CONTACTS LOADED

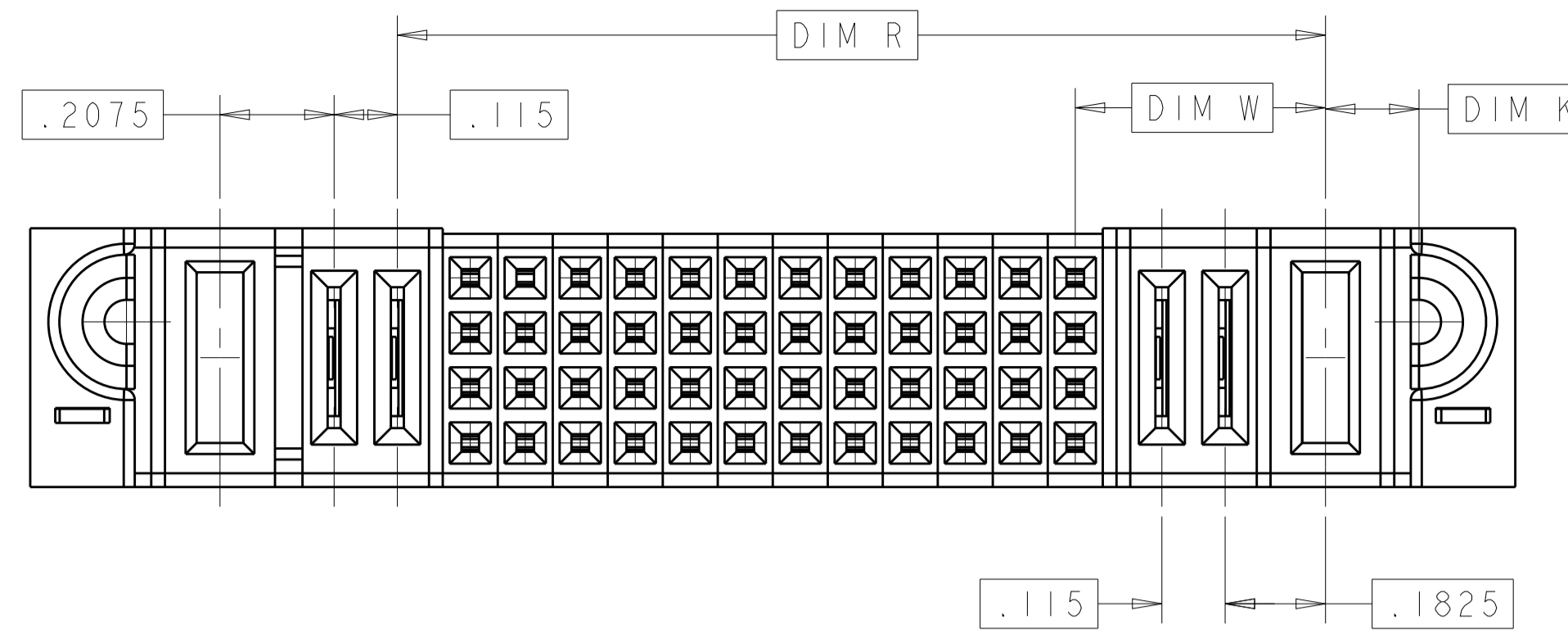


THIS DRAWING IS A CONTROLLED DOCUMENT.		DMN D.ZHU 20DEC2007	 TE Connectivity
DIMENSIONS: INCHES		CHK S.ZHAO 20DEC2007	
TOLERANCES UNLESS OTHERWISE SPECIFIED:		APVD S.ZHAO	NAME
0 PLC ±.01		PRODUCT SPEC	VER RECEP ASSEMBLY
1 PLC ±.01		108-2292	SHORT GUIDES, PRESS FIT
2 PLC ±.01		APPLICATION SPEC	MULTI-BEAM XLE
3 PLC ±.005		114-13251	SIZE CAGE CODE DRAWING NO
4 PLC ±.0020		WEIGHT	A100779C=6450860
ANGLES ±.2°		CUSTOMER DRAWING	SCALE N/A SHEET 8 OF 28 REV K2
FINISH			

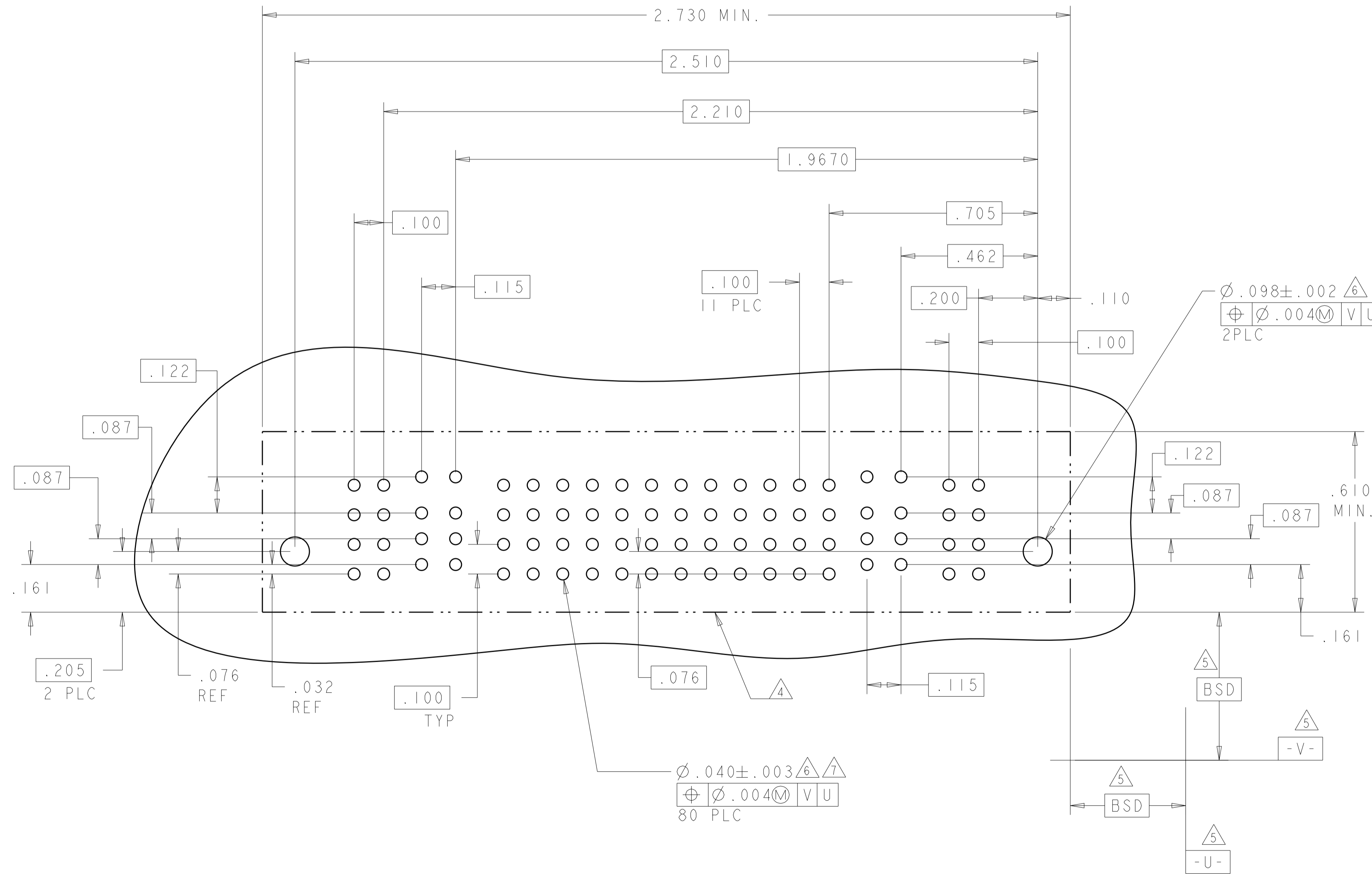


LOC	DIST	REVISIONS			
ES	00	REV	DATE	BY	APPD
		1	SEE SHEET 1		

PART NUMBER	ROWS	POWER			SIGNAL										POWER						
		P2	LP4	LP3	12	11	10	9	8	7	6	5	4	3	2	1	LP2	LPI	PI		
6450860-9	D	GP	LSI	LSI	AP	AP	AP	AP	AP	AP	AP	AP	AP	AP	AP	AP	AP	AP	AP	AP	
	C				AP	AP	AP	AP	AP	AP	AP	AP	AP	AP	AP	AP	AP	AP	AP	AP	
	B				AP	AP	AP	AP	AP	AP	AP	AP	AP	AP	AP	AP	AP	AP	AP	AP	AP
	A				AP	AP	AP	AP	AP	AP	AP	AP	AP	AP	AP	AP	AP	AP	AP	AP	AP
IP + 2LP + 48S + 2LP + IP																					

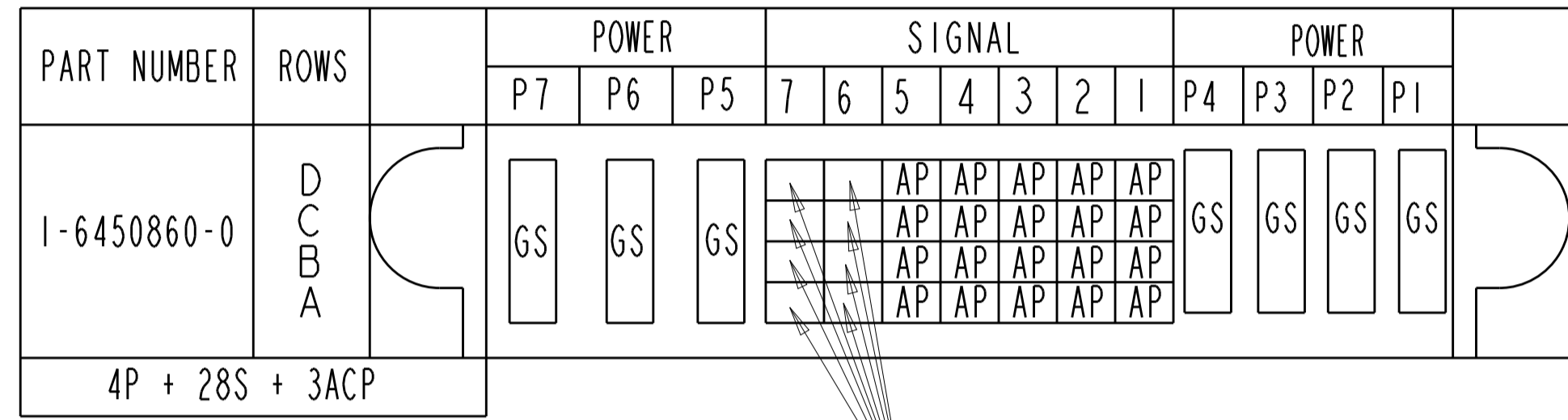


P/N: 6450860-9 CONFIGURATION  
 UNSPECIFIED DIMENSION REFER TO SHEET 1



THIS DRAWING IS A CONTROLLED DOCUMENT.		OWN: D. ZHU CHK: S. ZHAO APPD: S. ZHAO	20DEC2007 20DEC2007	TE Connectivity VER RECEP ASSEMBLY SHORT GUIDES, PRESS FIT MULTI-BEAM XLE
DIMENSIONS: INCHES	TOLERANCES UNLESS OTHERWISE SPECIFIED: 0 PLC ±. 1 PLC ±.01 2 PLC ±.01 3 PLC ±.005 4 PLC ±.0020 ANGLES ±.2°	PRODUCT SPEC: 108-2292 APPLICATION SPEC: 114-13251	SIZE: A1 CAGE CODE: 00779 DRAWING NO: 6450860	
MATERIAL: -	FINISH: -	WEIGHT: -	CUSTOMER DRAWING	SCALE: N/A SHEET: 9 of 28 REV: K2

LOC	DIST	REVISIONS			
ES	00	REV	DATE	BY	APPD
		-	SEE SHEET 1	-	-



NO CONTACTS LOADED



THIS DRAWING IS A CONTROLLED DOCUMENT. DWN D.ZHU 20DEC2007  
 CHK S.ZHAO 20DEC2007

TE Connectivity

VER RECEPTOR ASSEMBLY  
 SHORT GUIDES, PRESS FIT  
 MULTI-BEAM XLE

108-2292

114-13251

A100779C=6450860

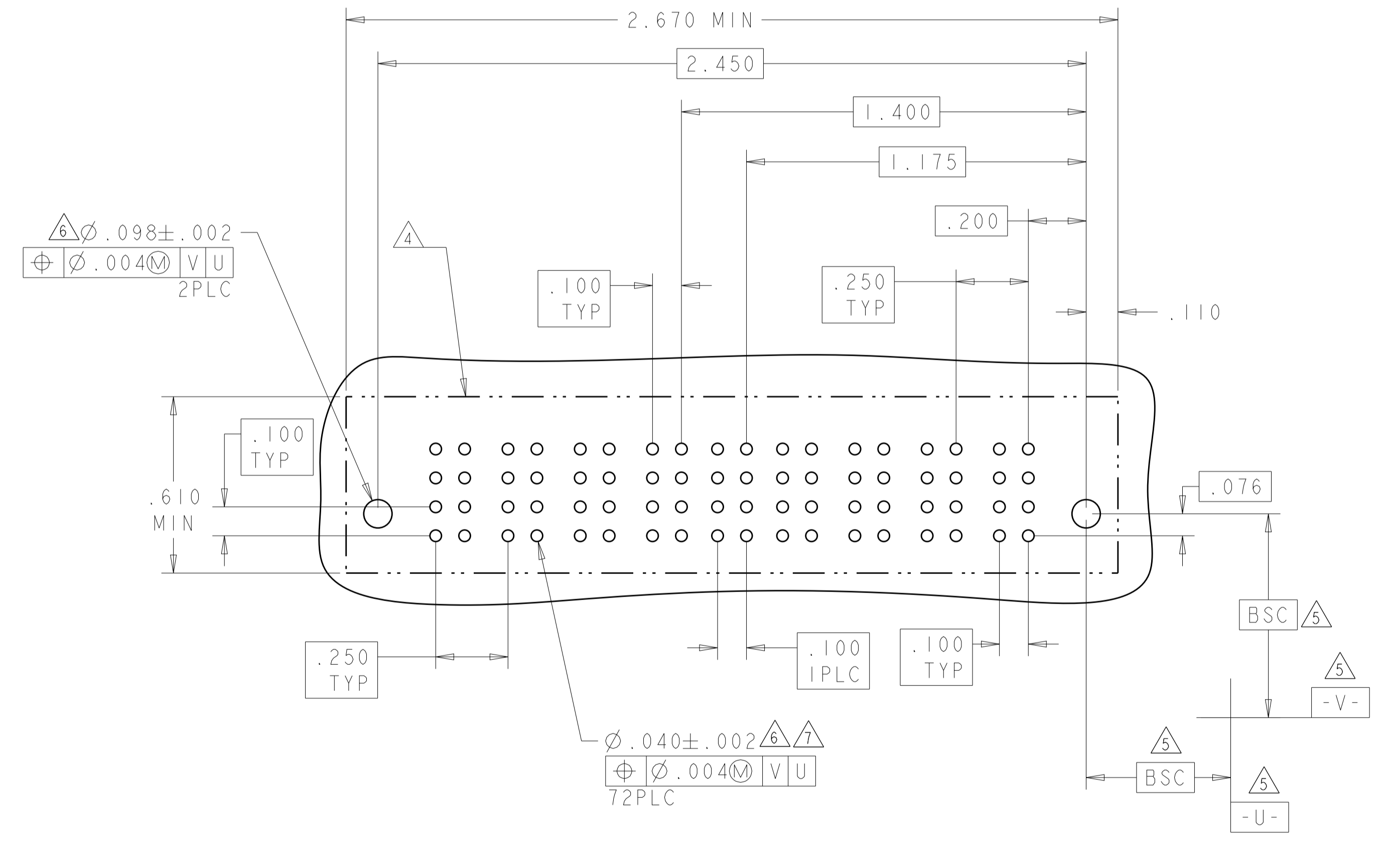
CUSTOMER DRAWING

SCALE N/A SHEET 10 OF 28 REV K2

LOC		DIST		REVISONS			
ES	00	P	LTN	DESCRIPTION	DATE	OWN	APVD
		-		SEE SHEET 1			

PART NUMBER	ROWS	POWER						SIGNAL		POWER					
		P12	P11	P10	P9	P8	P7	2	1	P6	P5	P4	P3	P2	P1
1-6450860-2	D C B A	GS	GS	GS	GS	GS	GS	AP AP AP AP	AP AP AP AP	GS	GS	GS	GS	GS	GS
		6P + 8S + 6P													

PART NUMBER	ROWS	POWER				SIGNAL		POWER			
		P8	P7	P6	P5	2	1	P4	P3	P2	P1
1-6450860-3	D C B A	GS	GS	GS	GS	AP AP AP AP	AP AP AP AP	GS	GS	GS	GS
		4P + 8S + 4P									



THIS DRAWING IS A CONTROLLED DOCUMENT.		OWN: D. ZHU	20DEC2007		TE Connectivity
DIMENSIONS: INCHES		CHK: S. ZHAO	20DEC2007		VER RECEP ASSEMBLY SHORT GUIDES, PRESS FIT MULTI-BEAM XLE
TOLERANCES UNLESS OTHERWISE SPECIFIED:		APVD: S. ZHAO		NAME	
0 PLC ± .01		PRODUCT SPEC		SIZE: CAGE CODE: DRAWING NO:	
2 PLC ± .01		108-2292		A100779C=6450860	
3 PLC ± .005		APPLICATION SPEC		RESTRICTED TO	
4 PLC ± .0020		114-13251		SCALE: N/A SHEET 11 OF 28 REV: K2	
ANGLES ± .020		WEIGHT			
FINISH		CUSTOMER DRAWING			

LOC	DIST	REVISIONS			
P	LTN	DESCRIPTION	DATE	DMN	APVD
-	-	SEE SHEET 1	-	-	-

PART NUMBER	ROWS	POWER				SIGNAL		POWER			
		P8	P7	P6	P5	2	1	P4	P3	P2	P1
1-6450860-4	D C B A	GS	GS	GS	GS	AP	AP	GS	GS	GS	GS
						AP	AP				
						AP	AP				
						AP	AP				
4HDP + 8S + 4HDP											

PART NUMBER	ROWS	POWER				SIGNAL					POWER			
		P8	P7	P6	P5	5	4	3	2	1	P4	P3	P2	P1
1-6450860-5	D C B A	GS	GS	GS	GS	AP	AP	AP	AP	AP	GS	GS	GS	GS
						AP	AP	AP	AP	AP				
						AP	AP	AP	AP	AP				
						AP	AP	AP	AP	AP				
4HDP + 20S + 4HDP														



THIS DRAWING IS A CONTROLLED DOCUMENT.

DIMENSIONS: INCHES	TOLERANCES UNLESS OTHERWISE SPECIFIED: 0 PLC ±. 1 PLC ±.01 2 PLC ±.01 3 PLC ±.005 4 PLC ±.0020 ANGLES ±7° FINISH	DMN: D. ZHU CHK: S. ZHAO APVD: S. ZHAO	20DEC2007 20DEC2007	TE Connectivity VER RECEP ASSEMBLY SHORT GUIDES, PRESS FIT MULTI-BEAM XLE
MATERIAL		PRODUCT SPEC: 108-2292 APPLICATION SPEC: 114-13251 WEIGHT	SIZE: 114-13251 CAGE CODE: 6450860 DRAWING NO: A100779	

CUSTOMER DRAWING

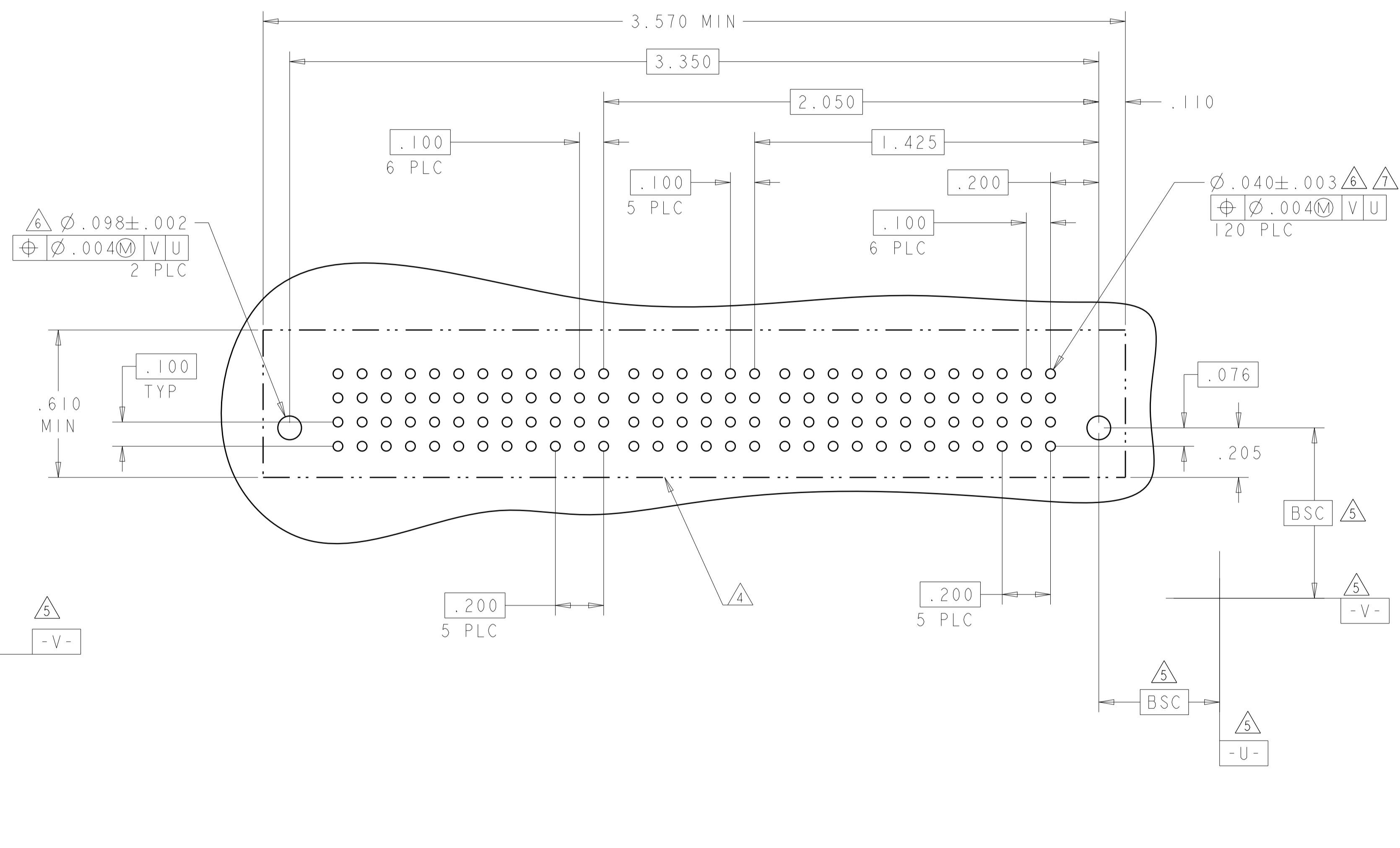
LOC	DIST	REV	DATE	BY	APPV
ES	00				

REVISIONS		DATE	BY	APPV
1	SEE SHEET 1			

PART NUMBER	ROWS	POWER			SIGNAL						POWER						
		P3	P2	P1	6	5	4	3	2	1	LP6	LP5	LP4	LP3	LP2	LP1	
I-6450860-6	D C B A	GS	GS	GS	AP	AP	AP	AP	AP	AP	LSI	LSI	LSI	LSI	LSI	LSI	LSI
					AP	AP	AP	AP	AP	AP							
					AP	AP	AP	AP	AP	AP							
6LP + 24S + 3P																	

PART NUMBER	ROWS	POWER						SIGNAL						POWER					
		P12	P11	P10	P9	P8	P7	6	5	4	3	2	1	P6	P5	P4	P3	P2	P1
I-6450860-7	D C B A	GS	GS	GS	GS	GS	GS	AP	AP	AP	AP	AP	AP	GS	GS	GS	GS	GS	GS
								AP	AP	AP	AP	AP	AP						
								AP	AP	AP	AP	AP	AP						
6HDP + 24S + 6HDP																			

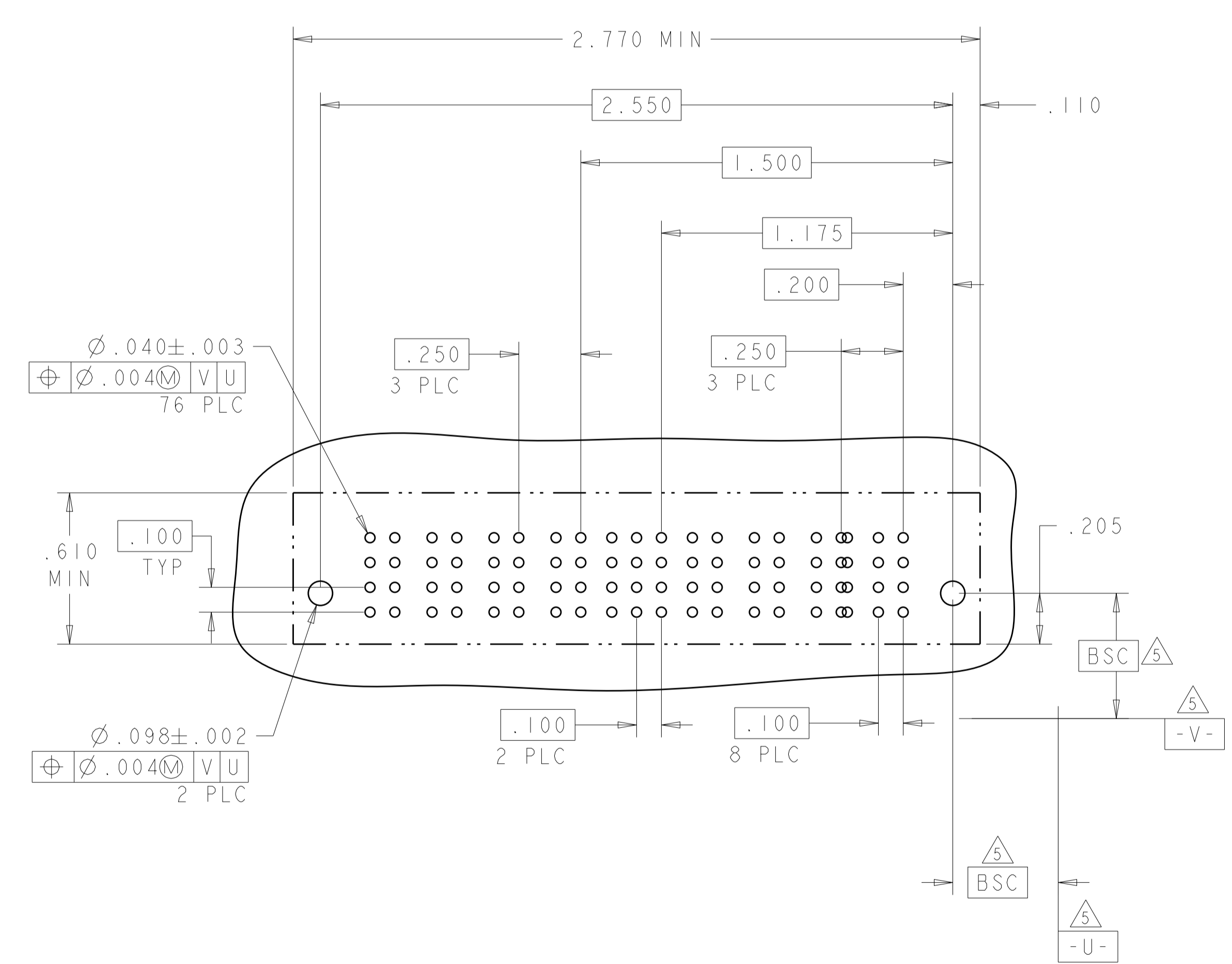
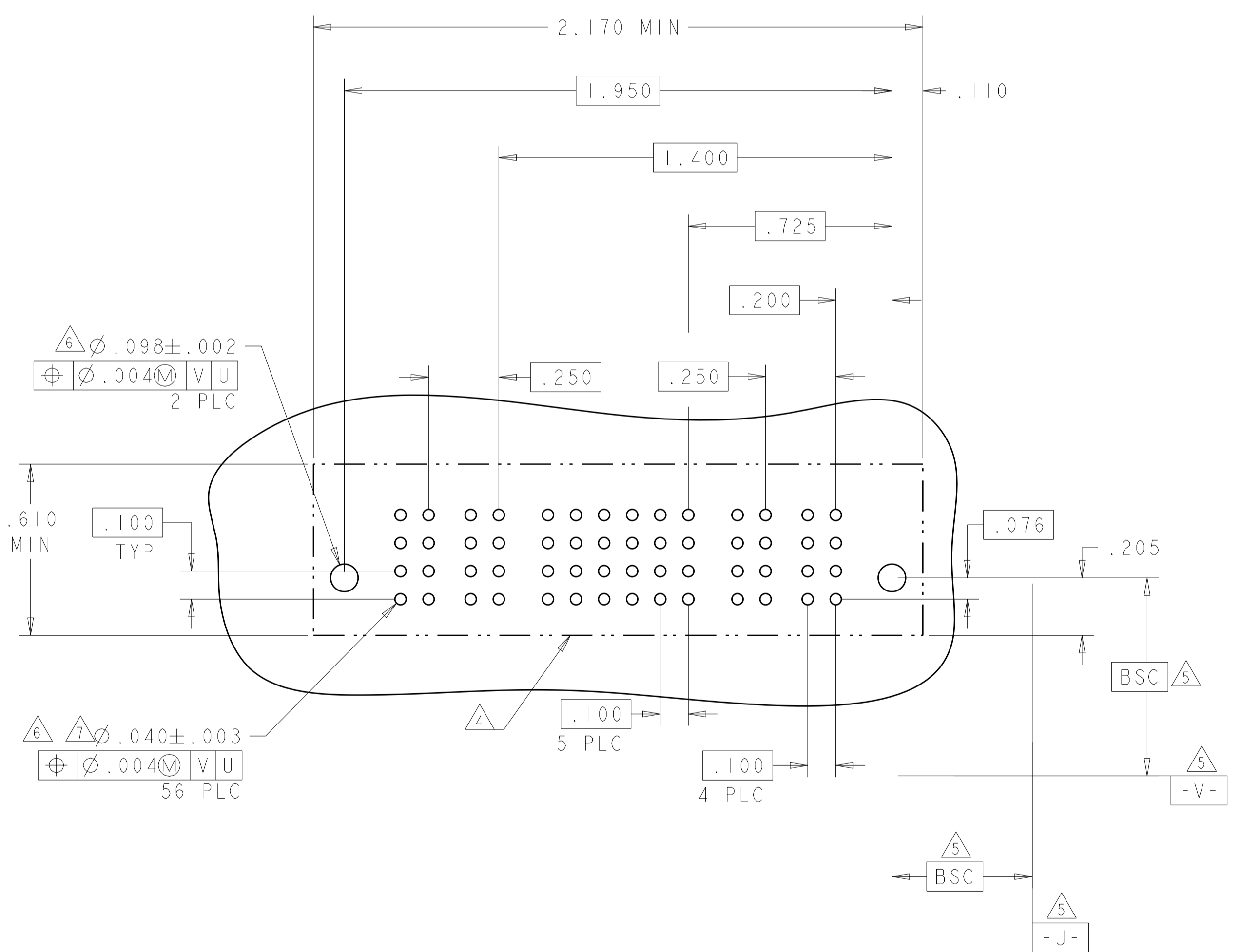


THIS DRAWING IS A CONTROLLED DOCUMENT.		OWN: D. ZHU	20DEC2007	 TE Connectivity
DIMENSIONS: INCHES		CHK: S. ZHAO	20DEC2007	
TOLERANCES UNLESS OTHERWISE SPECIFIED:		APVD: S. ZHAO		NAME: VER RECEP ASSEMBLY SHORT GUIDES, PRESS FIT MULTI-BEAM XLE
0 PLC ± .01		PRODUCT SPEC		SIZE: A1
1 PLC ± .01		APPLICATION SPEC		CAGE CODE: 114-13251
2 PLC ± .01		WEIGHT		DRAWING NO: 6450860
3 PLC ± .005		CUSTOMER DRAWING		SCALE: N/A
4 PLC ± .0020		RESTRICTED TO		SHEET 13 OF 28
ANGLES ± .020		REV: K2		
FINISH				

LOC	DIST	REVISIONS			
P	LTN	DESCRIPTION	DATE	DWN	APVD
-	-	SEE SHEET 1	-	-	-

PART NUMBER	ROWS	POWER		SIGNAL						POWER			
		P4	P3	6	5	4	3	2	1	P2	P1		
2-6450860-0	D	GS	GS	AP	AP	AP	AP	AP	AP	GS	GS		
	C			AP	AP	AP	AP	AP	AP				
	B			AP	AP	AP	AP	AP	AP				
	A			AP	AP	AP	AP	AP	AP				
2P + 24S + 2P													

PART NUMBER	ROWS	POWER				SIGNAL			POWER				
		P8	P7	P6	P5	3	2	1	P4	P3	P2	P1	
2-6450860-8	D	GS	GS	GS	GS	AP	AP	AP	GS	GS	GS	GS	
	C					AP	AP	AP					
	B					AP	AP	AP					
	A					AP	AP	AP					
4P + 12S + 4P													



THIS DRAWING IS A CONTROLLED DOCUMENT.

DIMENSIONS: INCHES	TOLERANCES UNLESS OTHERWISE SPECIFIED: 0 PLC ±. 2 PLC ±.01 3 PLC ±.005 4 PLC ±.0020 ANGLES ±.7°	DWN D. ZHU CHK S. ZHAO APVD S. ZHAO	Z0DEC2007 Z0DEC2007 -	TE Connectivity VER RECEP ASSEMBLY SHORT GUIDES, PRESS FIT MULTI-BEAM XLE
MATERIAL	FINISH	PRODUCT SPEC 108-2292 APPLICATION SPEC 114-13251 WEIGHT	SIZE A100779 CAGE CODE DRAWING NO C=6450860	
CUSTOMER DRAWING		SCALE N/A SHEET 14 OF 28		REV K2



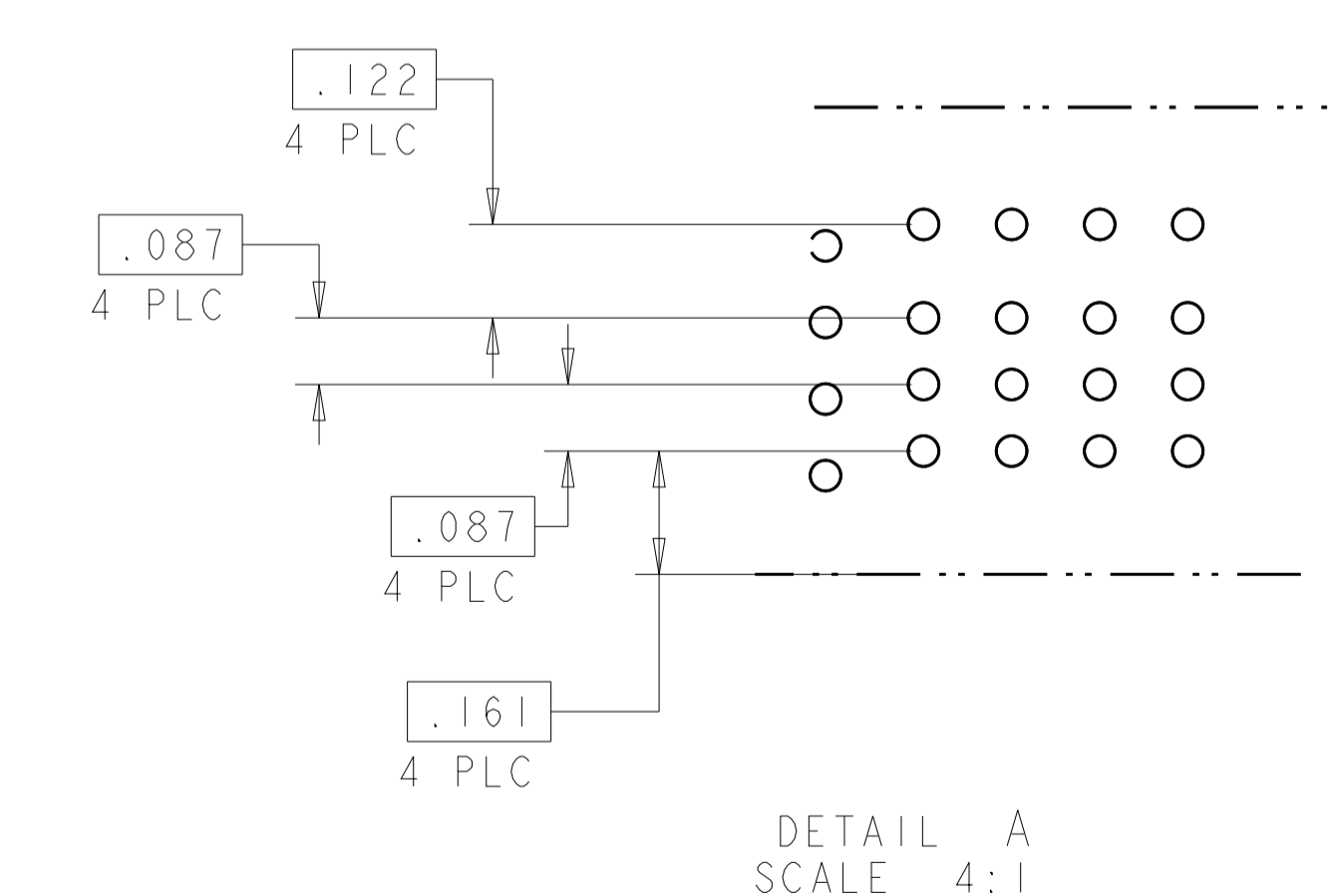
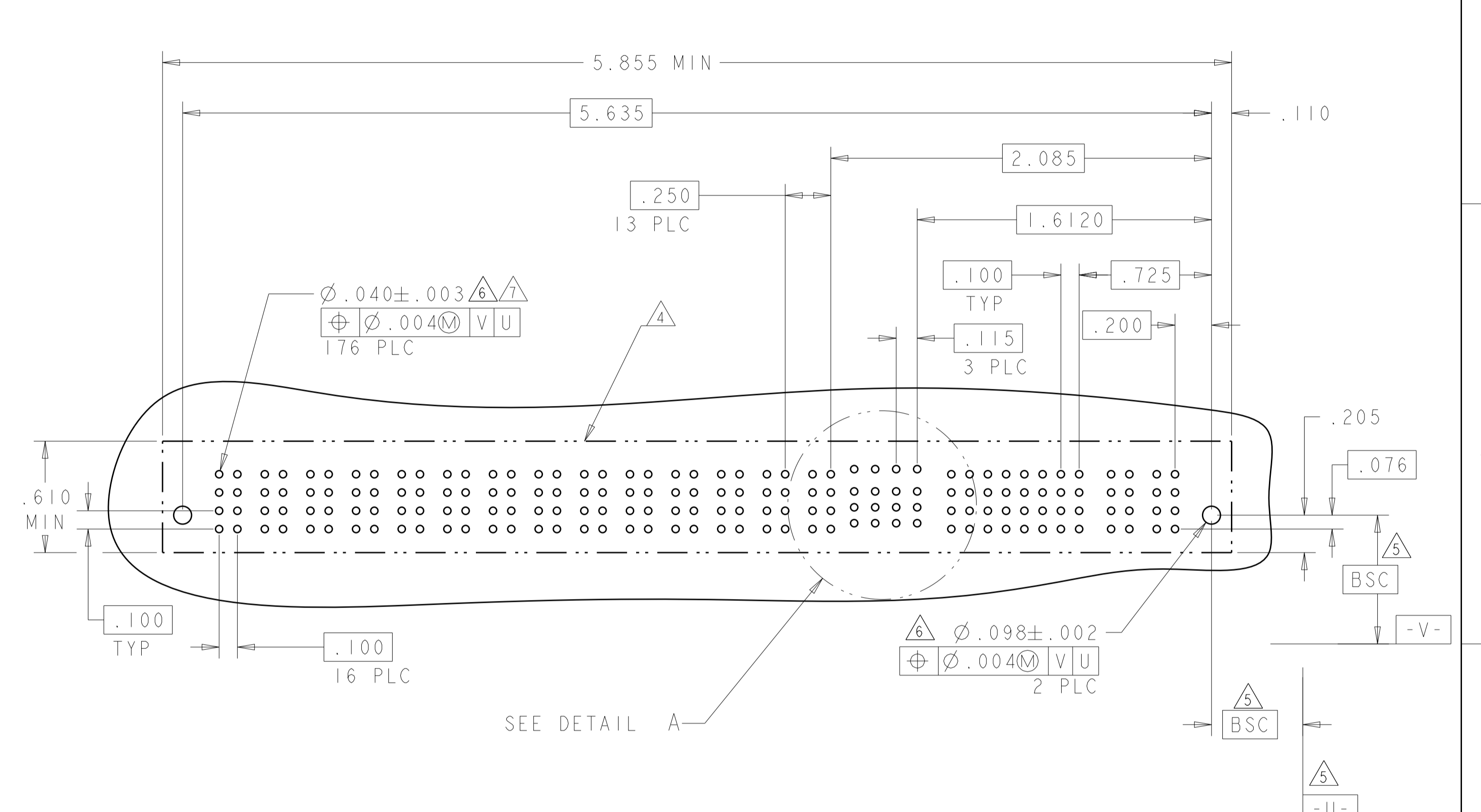
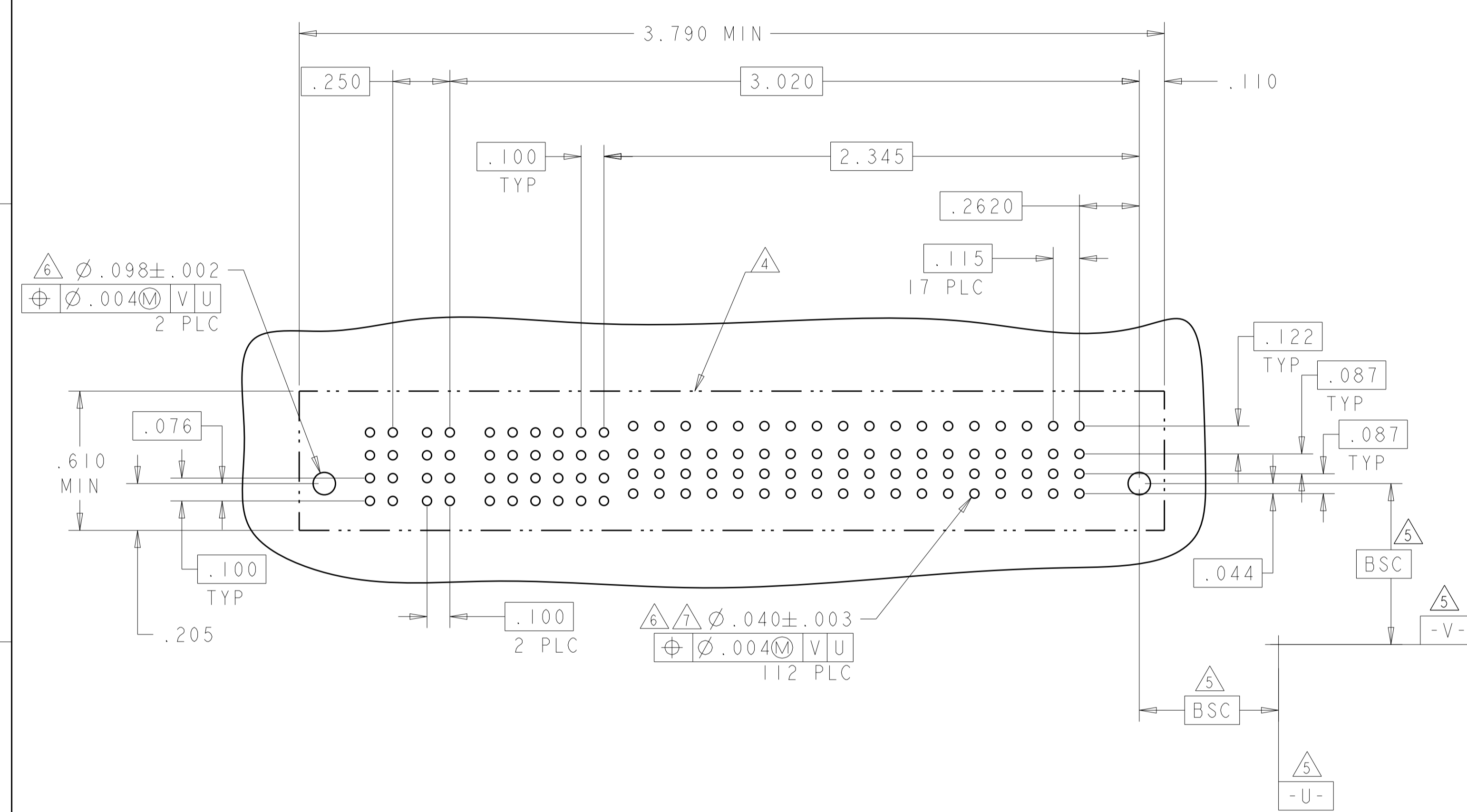
LOC	DIST	REVISIONS			
ES	00	REV	DATE	BY	APPROV
-	-	SEE SHEET 1	-	-	-

PART NUMBER	ROWS	POWER		SIGNAL								POWER																		
		P2	P1	6	5	4	3	2	1	LP18	LP17	LP16	LP15	LP14	LP13	LP12	LP11	LP10	LP9	LP8	LP7	LP6	LP5	LP4	LP3	LP2	LP1			
2-6450860-5	D	GS	GS	AP	AP	AP	AP	AP	AP	LSI	LSI	LSI	LSI	LSI	LSI	LSI	LSI	LSI	LSI	LSI	LSI	LSI	LSI	LSI	LSI	LSI	LSI	LSI		
	C			AP	AP	AP	AP	AP	AP																					
	B			AP	AP	AP	AP	AP	AP																					
	A			AP	AP	AP	AP	AP	AP																					

18LP + 24S + 2P

PART NUMBER	ROWS	POWER											LOW POWER			SIGNAL								POWER						
		P16	P15	P14	P13	P12	P11	P10	P9	P8	P7	P6	P5	P4	P3	LP4	LP3	LP2	LP1	8	7	6	5	4	3	2	1	P2	P1	
2-6450860-6	D	GS	GS	GS	GS	GS	GS	GS	GS	GS	GS	GS	GS	GS	LSI	LSI	LSI	LSI	AP	AP	AP	AP	AP	AP	AP	AP	AP	AP	GS	GS
	C																		AP	AP	AP	AP	AP	AP	AP	AP	AP	AP		
	B																		AP	AP	AP	AP	AP	AP	AP	AP	AP	AP		
	A																		AP	AP	AP	AP	AP	AP	AP	AP	AP	AP		

2P + 32S + 4LP + 14P



THIS DRAWING IS A CONTROLLED DOCUMENT.		OWN: D. ZHU CHK: S. ZHAO APVD: S. ZHAO	20DEC2007 20DEC2007 -	TE Connectivity VER RECEP ASSEMBLY SHORT GUIDES, PRESS FIT MULTI-BEAM XLE
DIMENSIONS: INCHES	TOLERANCES UNLESS OTHERWISE SPECIFIED:	PRODUCT SPEC	NAME	
	0 PLC ±. 1 PLC ±.01 2 PLC ±.01 3 PLC ±.005 4 PLC ±.002 ANGLES ±.020	108-2292	APPLICATION SPEC	
MATERIAL	FINISH	114-13251	WEIGHT	
CUSTOMER DRAWING		SCALE N/A SHEET 16 OF 28 REV K2		RESTRICTED TO



LOC	DIST	REVISIONS			
P	LTN	DESCRIPTION	DATE	OWN	APVD
ES	00	SEE SHEET 1	-	-	-

PART NUMBER	ROWS	POWER		SIGNAL						POWER	
		P4	P3	6	5	4	3	2	1	P2	P1
2-6450860-9	D	GS	GS	AP	AP	AP	AP	AP	AP	GS	GS
	C			AP	AP	AP	AP	AP	AP		
	B			AP	AP	AP	AP	AP	AP		
	A			AP	AP	AP	AP	AP	AP		
2P + 24S + 2P		HD								HD	

PART NUMBER	ROWS	POWER			SIGNAL	POWER	
		P5	P4	P3	1	P2	P1
3-6450860-0	D	LSI	LSI	LSI	AP	LSI	LSI
	C				AP		
	B				AP		
	A				AP		
2LP + 4S + 3LP							



THIS DRAWING IS A CONTROLLED DOCUMENT.

DIMENSIONS: INCHES	TOLERANCES UNLESS OTHERWISE SPECIFIED: 0 PLC ±. 1 PLC ±.01 2 PLC ±.01 3 PLC ±.005 4 PLC ±.002 ANGLES ±.020 FINISH	OWN: D. ZHU CHK: S. ZHAO APVD: S. ZHAO	20DEC2007 20DEC2007	 TE Connectivity	
MATERIAL		NAME: VER RECEPT ASSEMBLY SHORT GUIDES, PRESS FIT MULTI-BEAM XLE	PRODUCT SPEC: 108-2292 APPLICATION SPEC: 114-13251 WEIGHT: -		
CUSTOMER DRAWING		SIZE: A1	CAGE CODE: 100779	DRAWING NO: 6450860	RESTRICTED TO: -
		SCALE: N/A	SHEET: 17	OF: 28	REV: K2

LOC	DIST	REVISIONS			
ES	00	REV	DATE	BY	APPV
-	-	SEE SHEET 1	-	-	-

G4

PART NUMBER	ROWS	POWER				SIGNAL																POWER													
		P8	P7	P6	P5	15	14	13	12	11	10	9	8	7	6	5	4	3	2	1	P4	P3	P2	P1											
3-6450860-1	D	LSI	LSI	LSI	LSI	AP	AP	AP	AP	AP	AP	AP	AP	AP	AP	AP	AP	AP	AP	AP	AP	AP	AP	AP	AP	AP	AP	LSI	LSI	LSI	LSI				
	C					AP	AP	AP	AP	AP	AP	AP	AP	AP	AP	AP	AP	AP	AP	AP	AP	AP	AP	AP	AP	AP	AP					AP	AP		
	B					AP	AP	AP	AP	AP	AP	AP	AP	AP	AP	AP	AP	AP	AP	AP	AP	AP	AP	AP	AP	AP	AP					AP	AP	AP	AP
	A					AP	AP	AP	AP	AP	AP	AP	AP	AP	AP	AP	AP	AP	AP	AP	AP	AP	AP	AP	AP	AP	AP					AP	AP	AP	AP
4LP + 60S + 4LP																																			

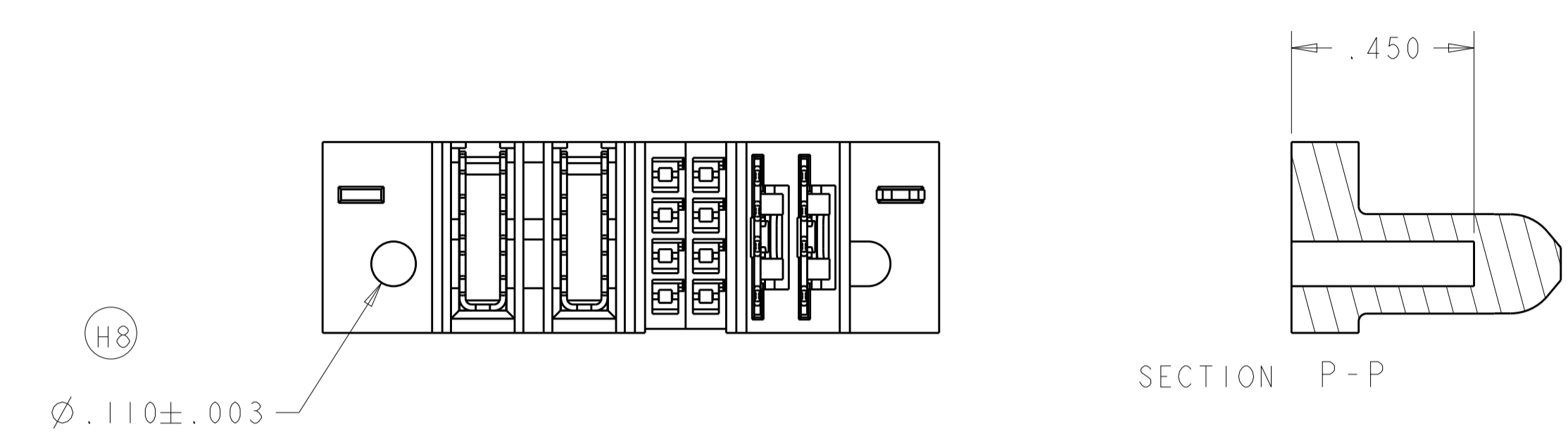


DIMENSIONS:		TOLERANCES UNLESS OTHERWISE SPECIFIED:		APPROVED:		NAME:	
INCHES		0 PLC	±	D. ZHU		Z0DEC2007	
		1 PLC	±.01	S. ZHAO		Z0DEC2007	
		2 PLC	±.05	S. ZHAO			
		3 PLC	±.005				
		4 PLC	±.0020				
		ANGLES	±2°				
MATERIAL		FINISH		WEIGHT		RESTRICTED TO	
CUSTOMER DRAWING				SCALE		SHEET 18 OF 28	
				N/A		REV K2	

LOC	DIST	REV	DATE	BY	APPV
ES	00				
REVISIONS			DESCRIPTION	DATE	BY
			SEE SHEET 1		



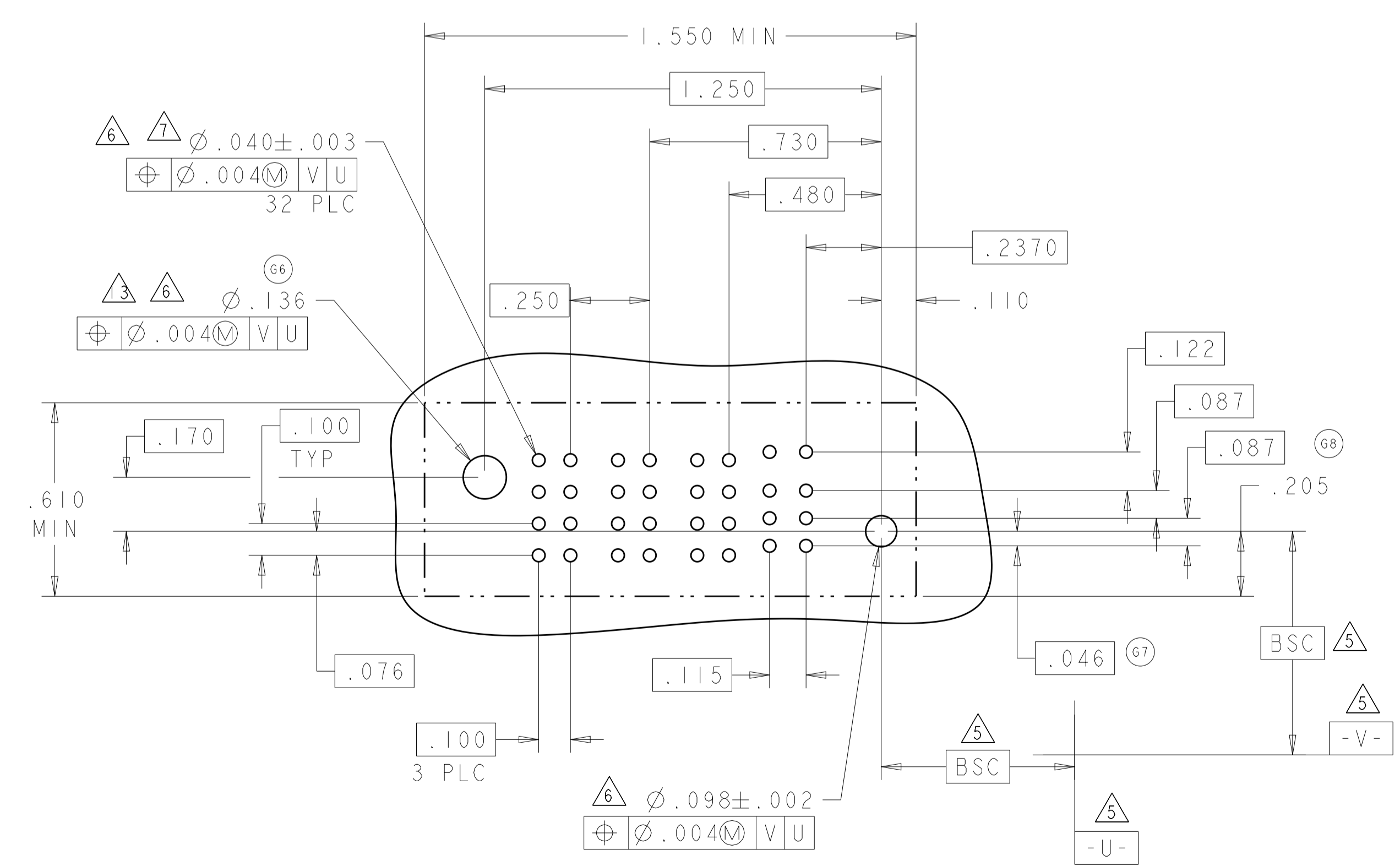
3-6450860-2



3-6450860-3

PART NUMBER	ROWS	POWER		SIGNAL				POWER	
		P4	P3	3	2	1	2	P2	P1
3-6450860-2	D C B A	GS	GS	AP	AP	AP	AP	GS	GS
		2P + 16S + 2P							

PART NUMBER	ROWS	POWER		SIGNAL		POWER	
		P4	P3	2	1	P2	P1
3-6450860-3	D C B A	GS	GS	AP	AP	LSI	LSI
		2LP + 8S + 2P					



THIS DRAWING IS A CONTROLLED DOCUMENT.

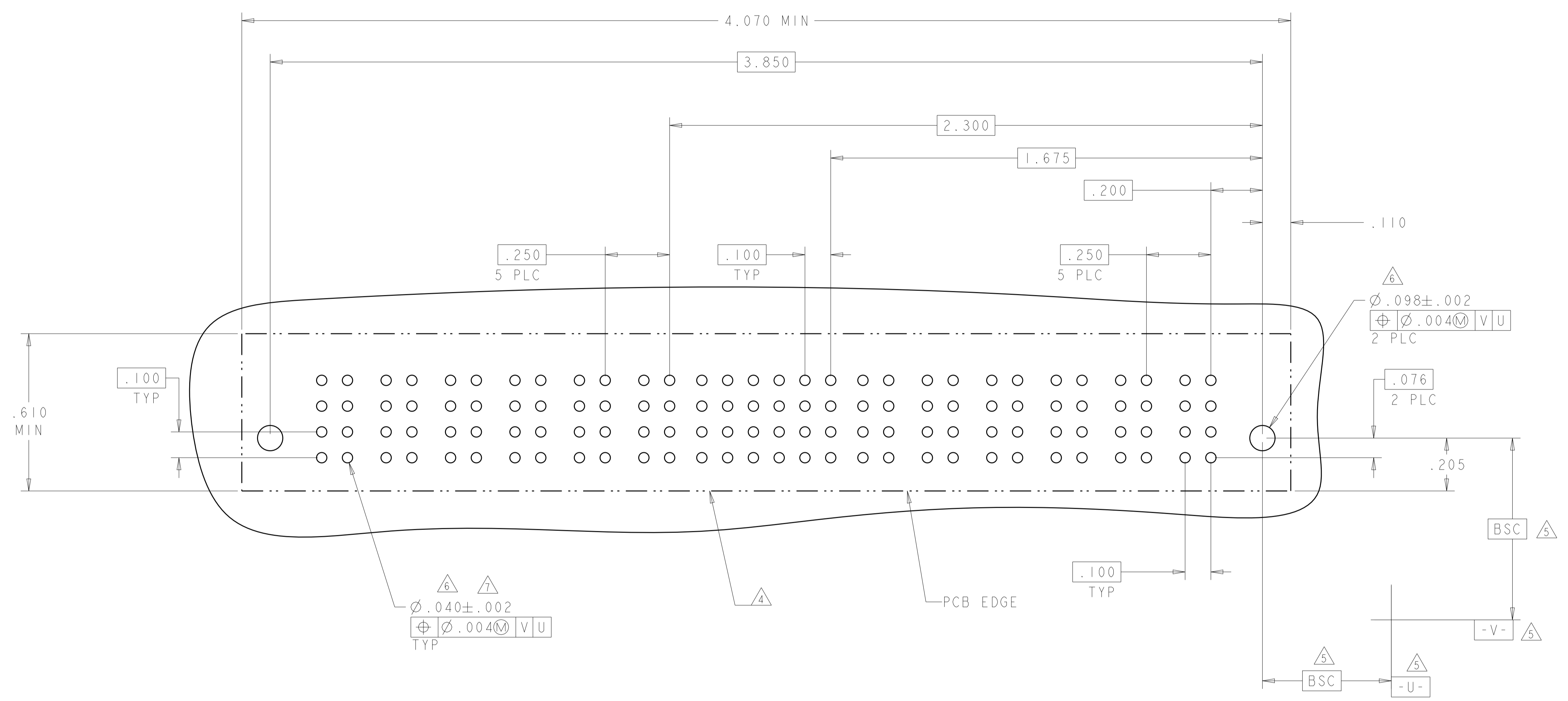
DIMENSIONS:	TOLERANCES UNLESS OTHERWISE SPECIFIED:	OWN: D. ZHU	20DEC2007
INCHES:	0 PLC ±.01	CHK: S. ZHAO	20DEC2007
	1 PLC ±.01	APPV: S. ZHAO	
	2 PLC ±.01	NAME:	VER RECEPTOR ASSEMBLY
	3 PLC ±.005	PRODUCT SPEC:	SHORT GUIDES, PRESS FIT
	4 PLC ±.002	APPLICATION SPEC:	MULTI-BEAM XLE
	ANGLES ±.0020	SIZE: 114-13251	RESTRICTED TO:
MATERIAL:	FINISH:	WEIGHT:	A100779
			C=6450860
		CUSTOMER DRAWING	SCALE: N/A

TE Connectivity

SCALE: N/A SHEET 19 OF 28 REV: K2

LOC	DIST	REVISIONS					
		P	LTN	DESCRIPTION	DATE	DMN	APVD
ES	00	-	-	SEE SHEET 1	-	-	-

PART NUMBER	ROWS	POWER						SIGNAL						POWER					
		P12	P11	P10	P9	P8	P7	6	5	4	3	2	1	P6	P5	P4	P3	P2	P1
3-6450860-5	D							AP	AP	AP	AP	AP	AP						
	C							AP	AP	AP	AP	AP	AP						
	B	GS	GS	GS	GS	GS	GS	AP	AP	AP	AP	AP	AP	GS	GS	GS	GS	GS	GS
	A	HD						AP	AP	AP	AP	AP	AP						
6P + 24S + 6P																			

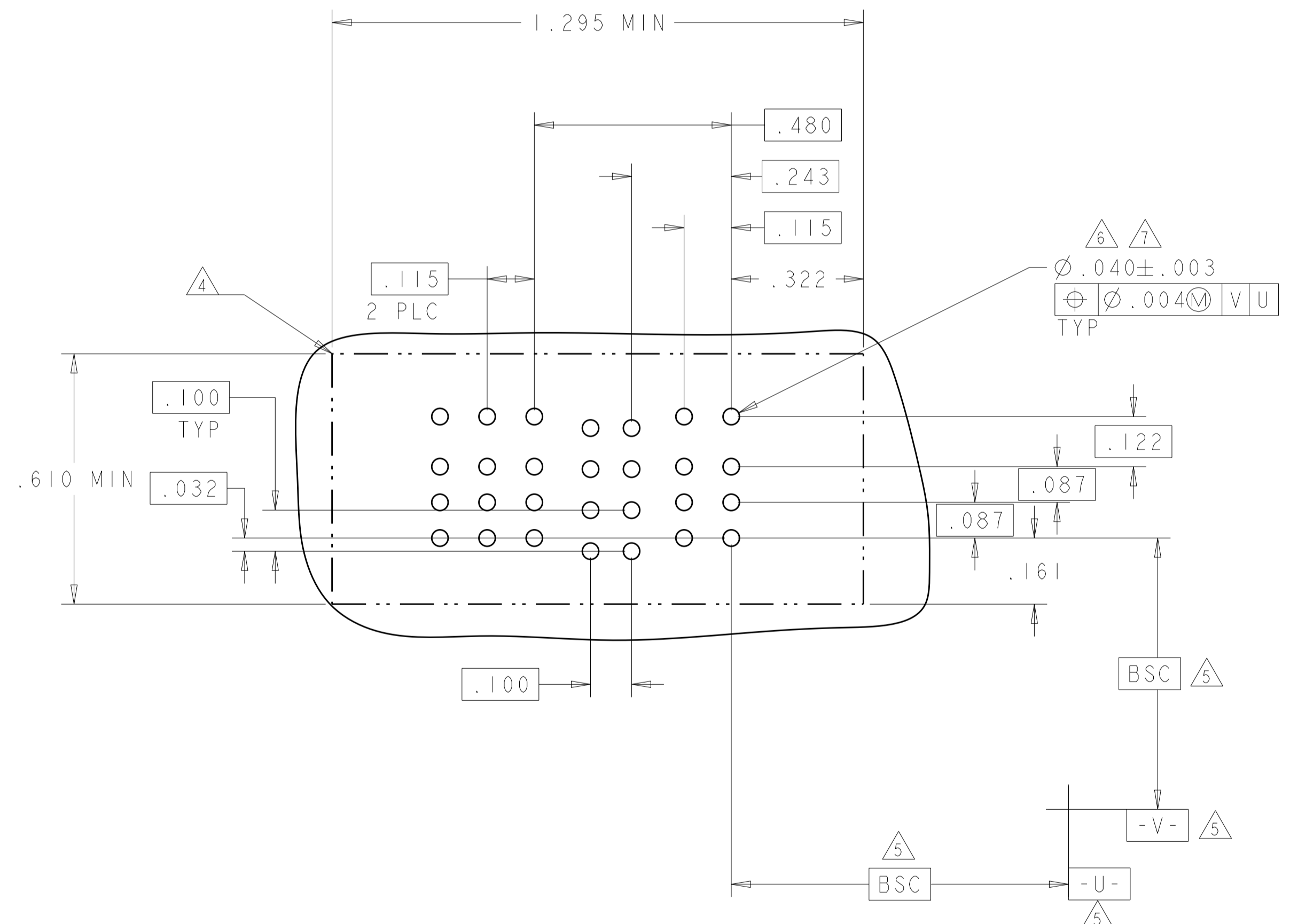


THIS DRAWING IS A CONTROLLED DOCUMENT.		DMN D. ZHU	Z0DEC2007		TE Connectivity
DIMENSIONS: INCHES		CHK S. ZHAO	Z0DEC2007		NAME VER RECEP ASSEMBLY SHORT GUIDES, PRESS FIT MULTI-BEAM XLE
TOLERANCES UNLESS OTHERWISE SPECIFIED:		APVD S. ZHAO	-	PRODUCT SPEC	
0 PLC ±		108-2292		APPLICATION SPEC	
1 PLC ±.01		114-13251		WEIGHT	
2 PLC ±.05		A100779		CAGE CODE DRAWING NO	
3 PLC ±.0020		C=6450860		RESTRICTED TO	
4 PLC ±.0020		SCALE N/A		SHEET 20 OF 28	
ANGLES ±.7°		CUSTOMER DRAWING		REV K2	
FINISH		SCALE N/A		SHEET 20 OF 28	

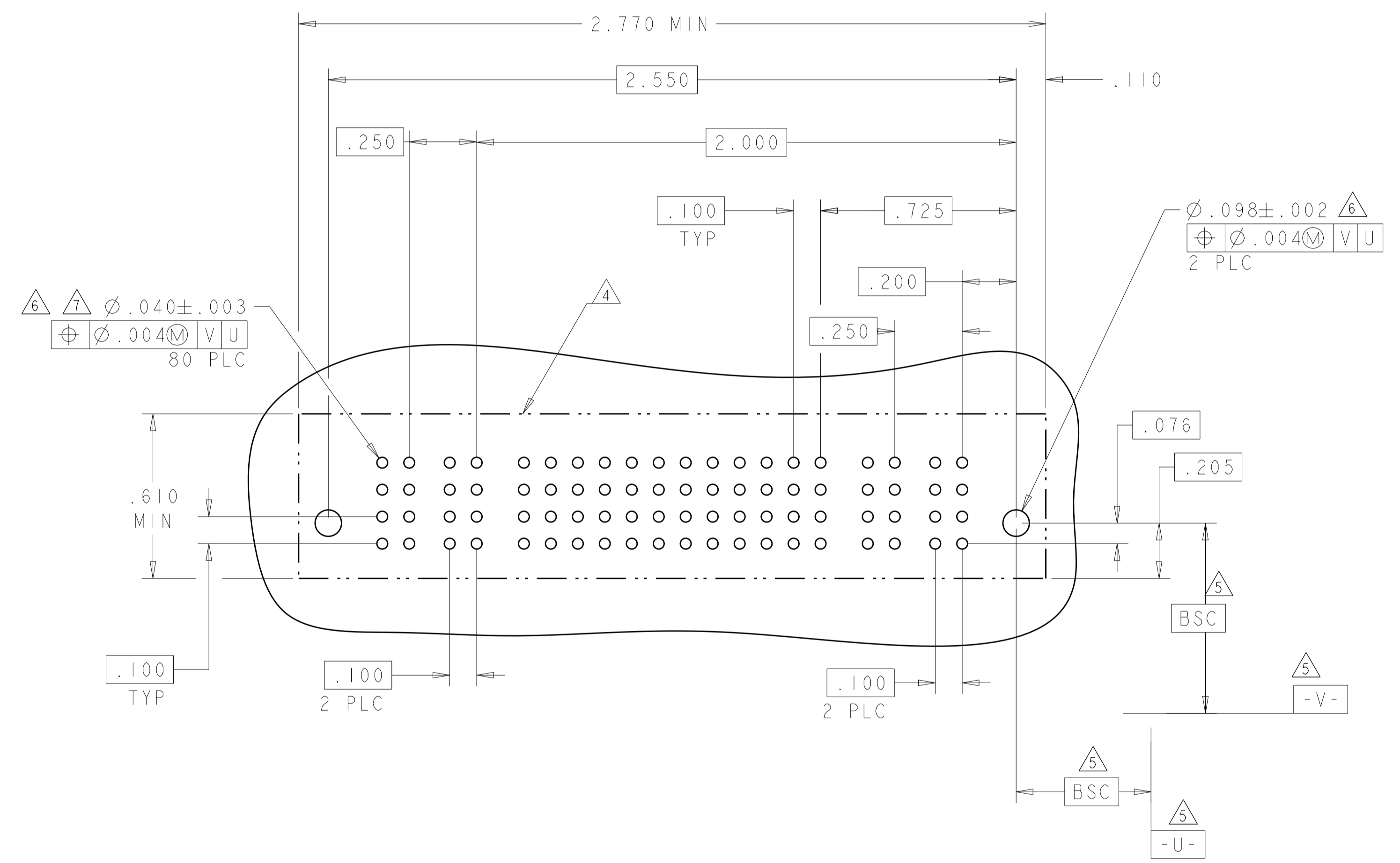
LOC		DIST		REVISIONS			
ES	00	P	LTM	DESCRIPTION	DATE	DWN	APVD
		-		SEE SHEET 1			

PART NUMBER	ROWS	POWER			SIGNAL		POWER	
		P5	P4	P3	2	1	P2	P1
3-6450860-4	D	LSI	LSI	LSI	AP	AP	LSI	LSI
	C				AP	AP		
	B				AP	AP		
	A				AP	AP		
2LP + 8S + 3LP								

G3



PART NUMBER	ROWS	POWER		SIGNAL												POWER				
		P4	P3	12	11	10	9	8	7	6	5	4	3	2	1	P2	P1			
3-6450860-6	D	GS	GS	AP	AP	AP	AP	AP	AP	AP	AP	AP	AP	AP	AP	AP	AP	AP	GS	GS
	C			AP	AP	AP	AP	AP	AP	AP	AP	AP	AP	AP	AP	AP	AP	AP		
	A			AP	AP	AP	AP	AP	AP	AP	AP	AP	AP	AP	AP	AP	AP	AP		
2P + 48S + 2P																				



THIS DRAWING IS A CONTROLLED DOCUMENT. DWN: D. ZHU, 20DEC2007, CHK: S. ZHAO, 20DEC2007, APVD: S. ZHAO

TE Connectivity

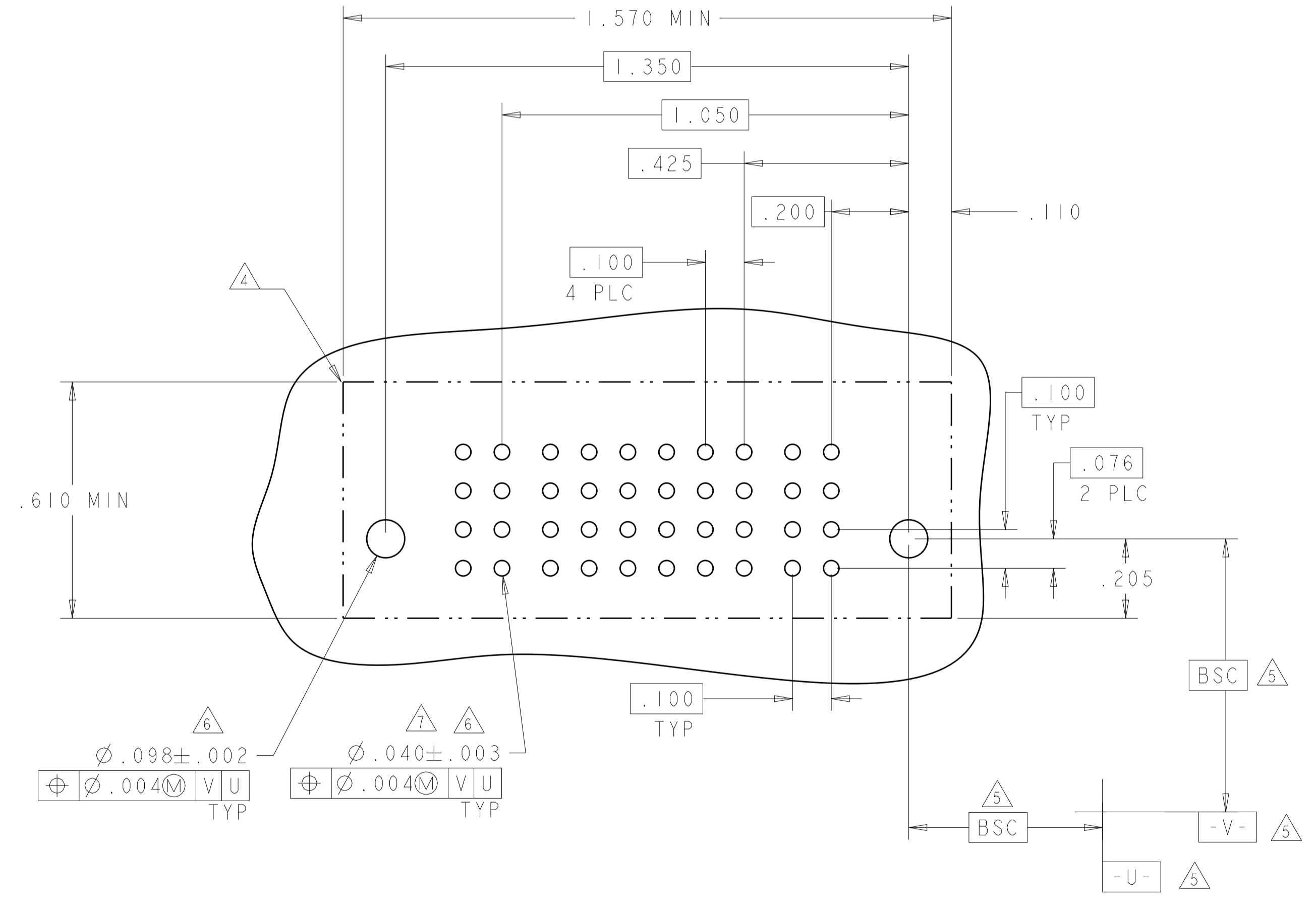
VER RECEP ASSEMBLY SHORT GUIDES, PRESS FIT MULTI-BEAM XLE

SIZE: A1, CAGE CODE: 114-13251, DRAWING NO: 108-2292, REV: K2

LOC		DIST		REVISIONS			
ES	00	P	LTN	DESCRIPTION	DATE	DMN	APVD
				SEE SHEET 1			

PART NUMBER	ROWS		POWER			SIGNAL				POWER					
			PI	3	2	1	LP4	LP3	LP2	LP1					
3-6450860-9	D C B A	GS	AP	AP	AP										
			AP	AP	AP	LSI	LSI	LSI	LSI						
			AP	AP	AP										
			AP	AP	AP										
4LP + 12S + IP															

PART NUMBER	ROWS		POWER		SIGNAL						POWER			
			P2	P1	6	5	4	3	2	1	PI			
4-6450860-0	D C B A	GS	AP	AP	AP	AP	AP	AP	AP	AP	AP	AP	AP	AP
			AP	AP	AP	AP	AP	AP	AP	AP	AP	AP	AP	AP
			AP	AP	AP	AP	AP	AP	AP	AP	AP	AP	AP	AP
			AP	AP	AP	AP	AP	AP	AP	AP	AP	AP	AP	AP
IP + 24S + IP														



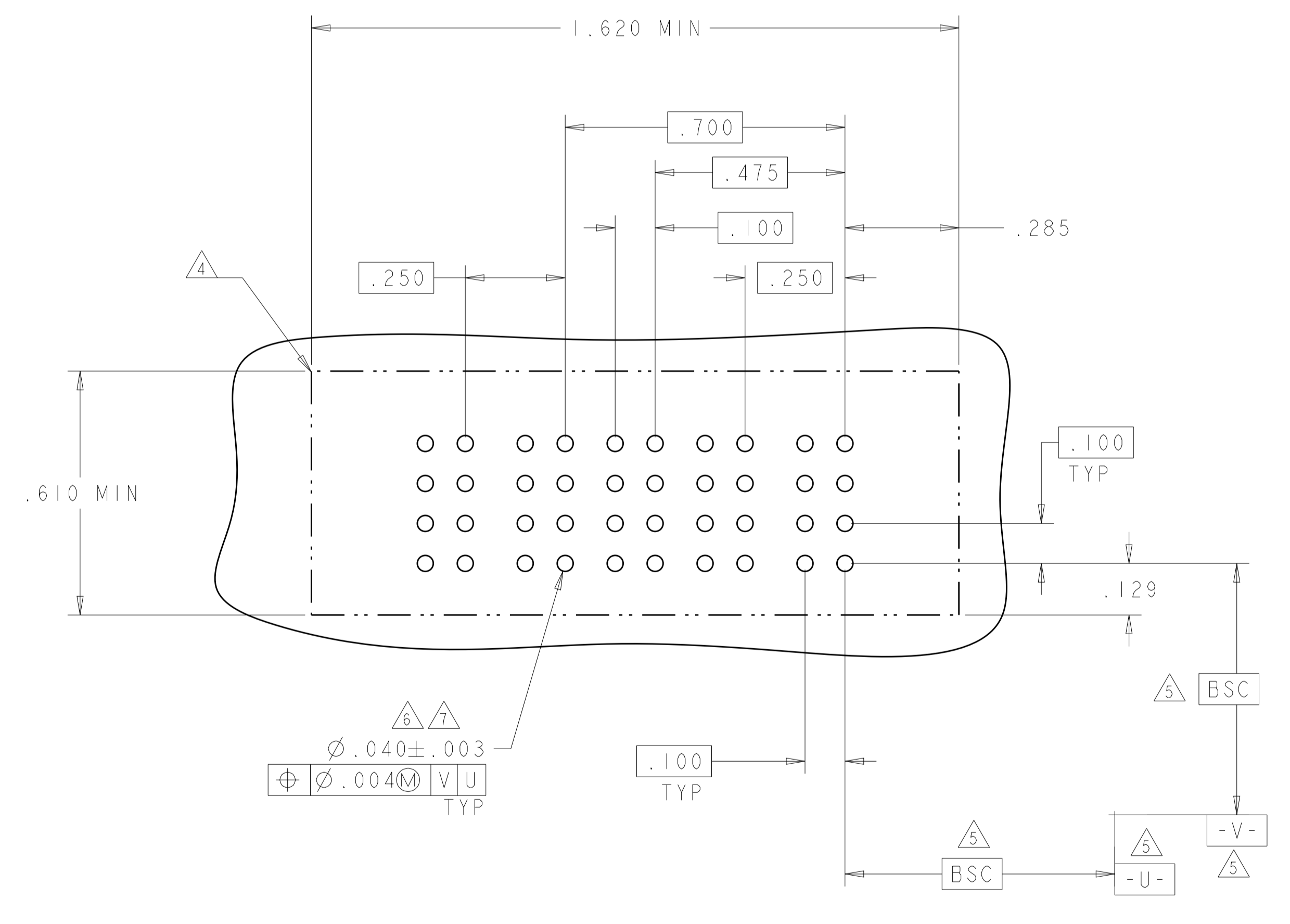
THIS DRAWING IS A CONTROLLED DOCUMENT.

DIMENSIONS:	TOLERANCES UNLESS OTHERWISE SPECIFIED:	DMN: D. ZHU	20DEC2007		TE Connectivity
INCHES	0 PLC ±.01 1 PLC ±.01 2 PLC ±.01 3 PLC ±.005 4 PLC ±.002 ANGLES ±.2°	CHK: S. ZHAO	20DEC2007		NAME: VER RECEPT ASSEMBLY SHORT GUIDES, PRESS FIT MULTI-BEAM XLE
MATERIAL:	FINISH:	APVD: S. ZHAO		PRODUCT SPEC: 108-2292	SIZE: A
		APPLICATION SPEC: 114-13251		APPLICATION SPEC: 114-13251	CAGE CODE: 6450860
		WEIGHT:		WEIGHT:	SCALE: N/A
		CUSTOMER DRAWING		SCALE: N/A	SHEET 22 OF 28

LOC		DIST		REVISIONS			
ES	00	P	LTN	DESCRIPTION	DATE	DMN	APVD
		-		SEE SHEET 1			

PART NUMBER	ROWS	POWER				SIGNAL					POWER			
		P8	P7	P6	P5	5	4	3	2	1	P4	P3	P2	P1
4-6450860-1	D C B A	GS	GS	GS	GS	AP	AP	AP	AP	AP	GS	GS	GS	GS
						AP	AP	AP	AP	AP				
						AP	AP	AP	AP	AP				
4HDP + 20S + 4HDP														

PART NUMBER	ROWS	POWER		SIGNAL		POWER	
		P4	P3	2	1	P2	P1
4-6450860-3	D C B A	GS	GS	AP	AP	GS	GS
				AP	AP		
				AP	AP		
2P + 8S + 2P							



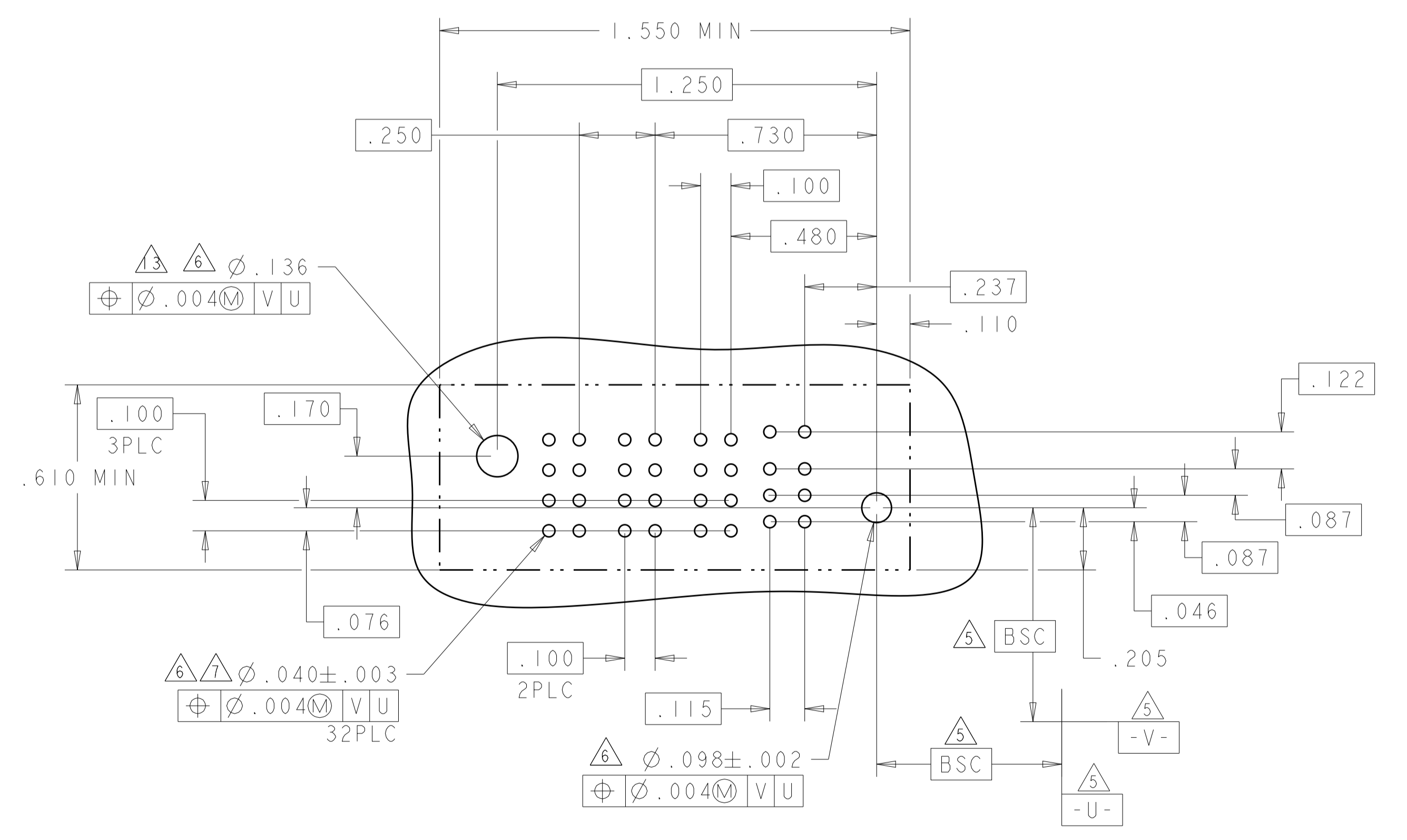
THIS DRAWING IS A CONTROLLED DOCUMENT.		DMN: D. ZHU	20DEC2007	<b>STE</b> TE Connectivity
DIMENSIONS: INCHES		CHK: S. ZHAO	20DEC2007	
TOLERANCES UNLESS OTHERWISE SPECIFIED:		APVD: S. ZHAO		NAME: VER RECEPT ASSEMBLY SHORT GUIDES, PRESS FIT MULTI-BEAM XLE
0 PLC ±. 1 PLC ±.01 2 PLC ±.01 3 PLC ±.005 4 PLC ±.0020 ANGLES ±.020		PRODUCT SPEC	108-2292	
MATERIAL: -		APPLICATION SPEC	114-13251	
FINISH: -		WEIGHT: -	SCALE: N/A	
CUSTOMER DRAWING				SIZE: A1 CAGE CODE: 6450860 SHEET 23 OF 28 REV: K2

LOC	DIST	REVISIONS			
P	LTN	DESCRIPTION	DATE	DWN	APVD
ES	00	SEE SHEET 1	-	-	-



4-6450860-2

PART NUMBER	ROWS	POWER		SIGNAL		POWER	
		P4	P3	2	1	P2	P1
4-6450860-2	D C B A	GS	GP	AP	AP	LSI	LSI
2LP + 8S + 2P						HD	



RECOMMENDED PCB LAYOUT

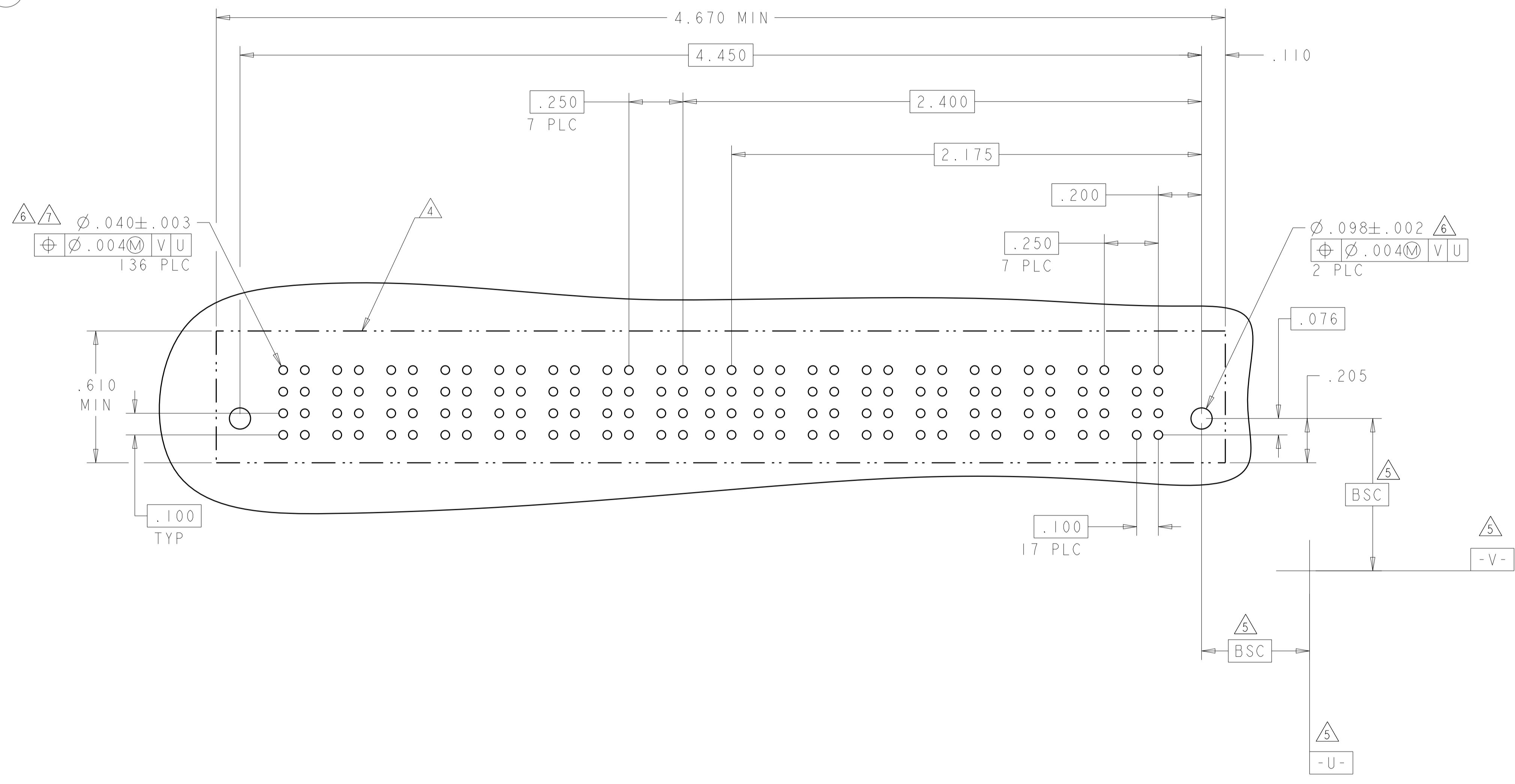
THIS DRAWING IS A CONTROLLED DOCUMENT.		DWN: D. ZHU CHK: S. ZHAO	20DEC2007	TE Connectivity VER RECEP ASSEMBLY SHORT GUIDES, PRESS FIT MULTI-BEAM XLE
DIMENSIONS: INCHES		TOLERANCES UNLESS OTHERWISE SPECIFIED: 0 PLC ±. 1 PLC ±.01 2 PLC ±.01 3 PLC ±.005 4 PLC ±.0020 ANGLES ±.2°		
MATERIAL: -		SIZE: A1 CAGE CODE: 00779 DRAWING NO: C=6450860		RESTRICTED TO: - SCALE: N/A SHEET: 24 OF 28 REV: K2



LOC		DIST		REVISIONS			
ES	00	P	LTN	DESCRIPTION	DATE	DWN	APVD
		-		SEE SHEET 1			

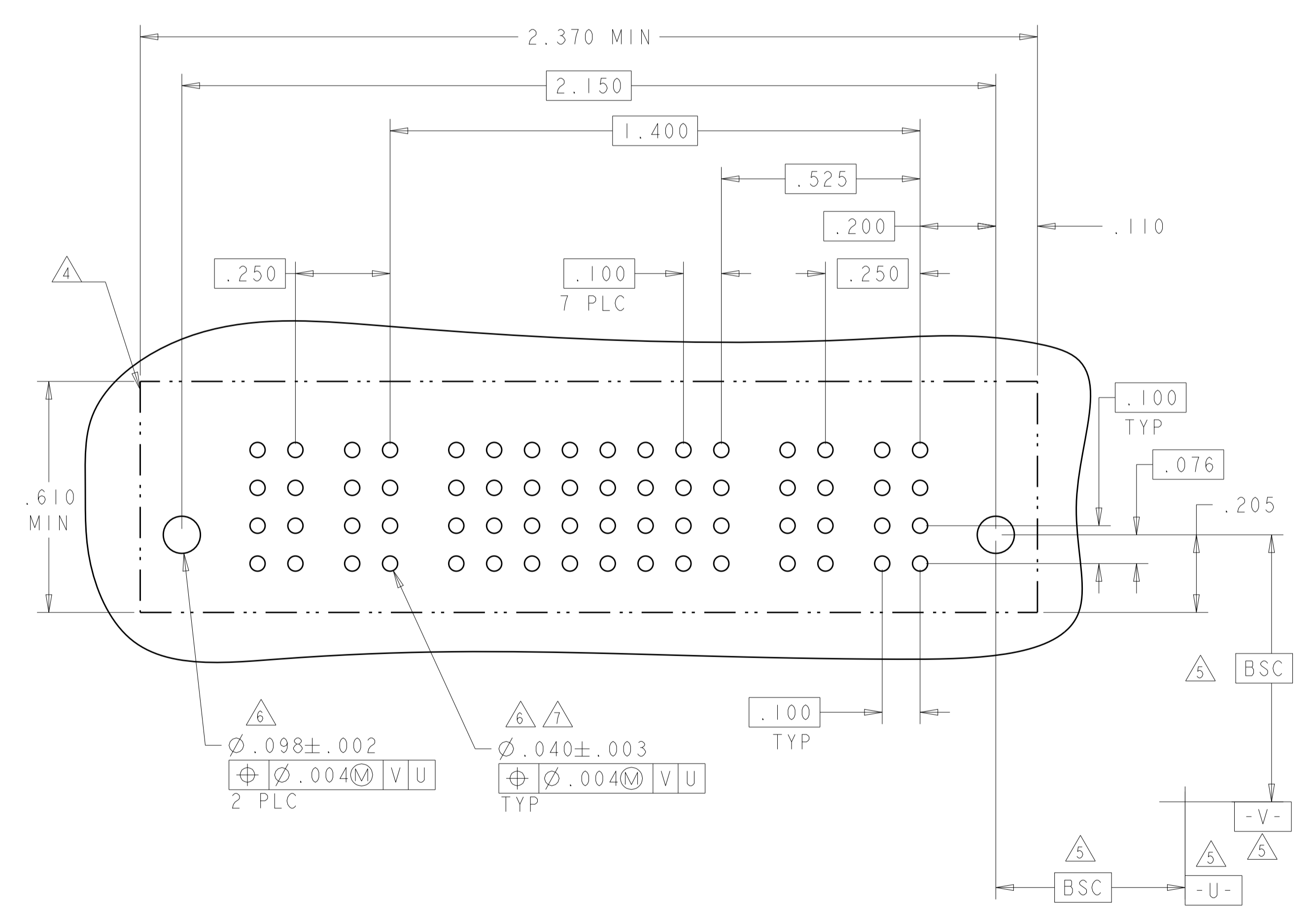
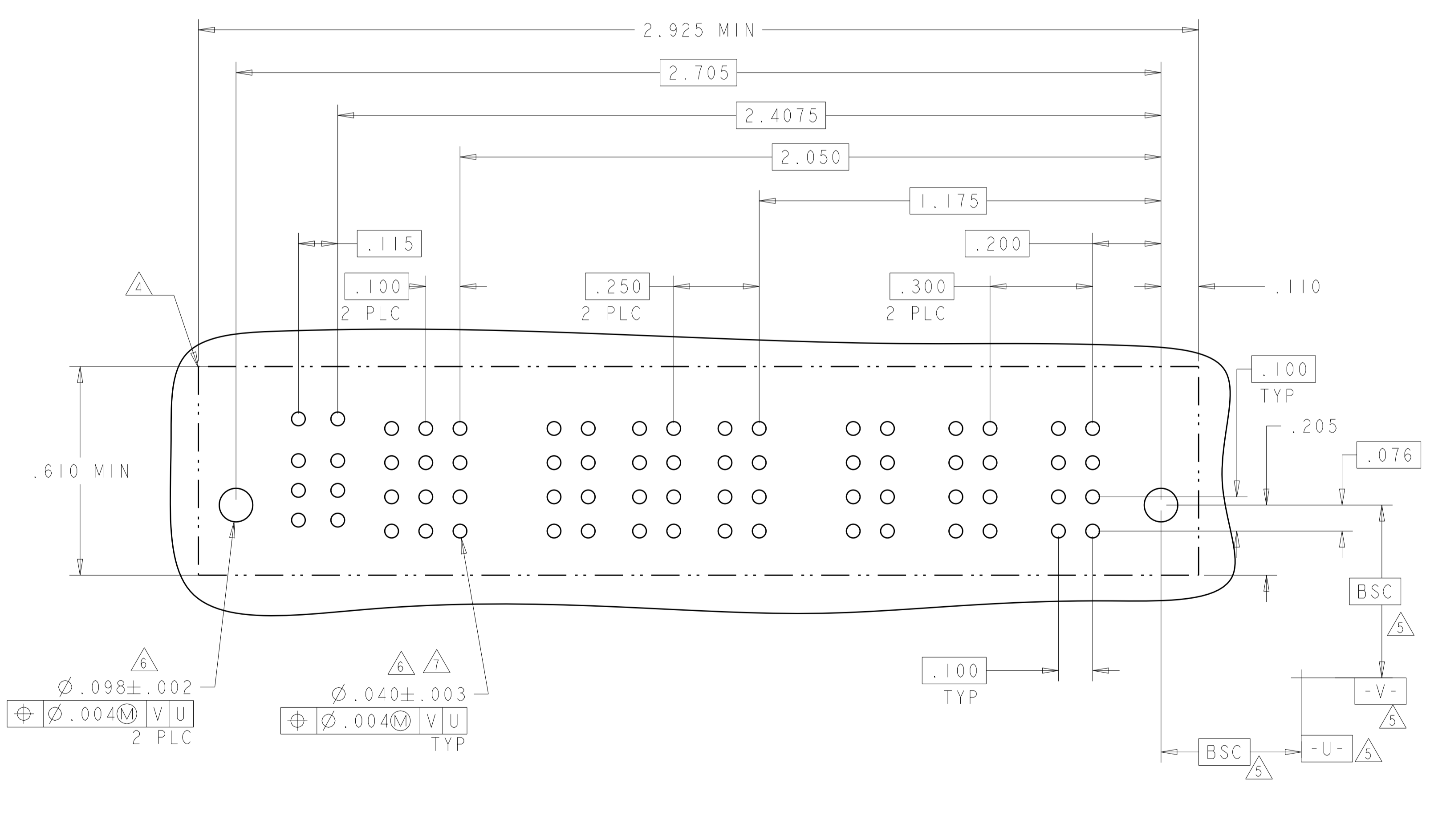
PART NUMBER	ROWS	POWER								SIGNAL		POWER							
		P16	P15	P14	P13	P12	P11	P10	P9	2	1	P8	P7	P6	P5	P4	P3	P2	P1
4-6450860-4	D C B A	GS	GS	GS	GS	GS	GS	GS	GS	AP	AP	GS	GS	GS	GS	GS	GS	GS	GS
8P + 8S + 8P																			

J2



THIS DRAWING IS A CONTROLLED DOCUMENT.		DWN D. ZHU	Z0DEC2007		TE Connectivity
DIMENSIONS: INCHES		CHK S. ZHAO	Z0DEC2007		NAME VER RECEP ASSEMBLY SHORT GUIDES, PRESS FIT MULTI-BEAM XLE
TOLERANCES UNLESS OTHERWISE SPECIFIED:		APVD S. ZHAO	-	PRODUCT SPEC	
0 PLC ±		-		108-2292	
1 PLC ±.01		-		APPLICATION SPEC	
2 PLC ±.01		-		114-13251	
3 PLC ±.005		-		WEIGHT	
4 PLC ±.0020		-		A100779C=6450860	
ANGLES ±.2°		-		SCALE N/A SHEET 25 OF 28 REV K2	
FINISH		-		CUSTOMER DRAWING	

LOC		DIST		REVISIONS			
ES	00	P	LTN	DESCRIPTION	DATE	DMN	APVD
		-		SEE SHEET 1			



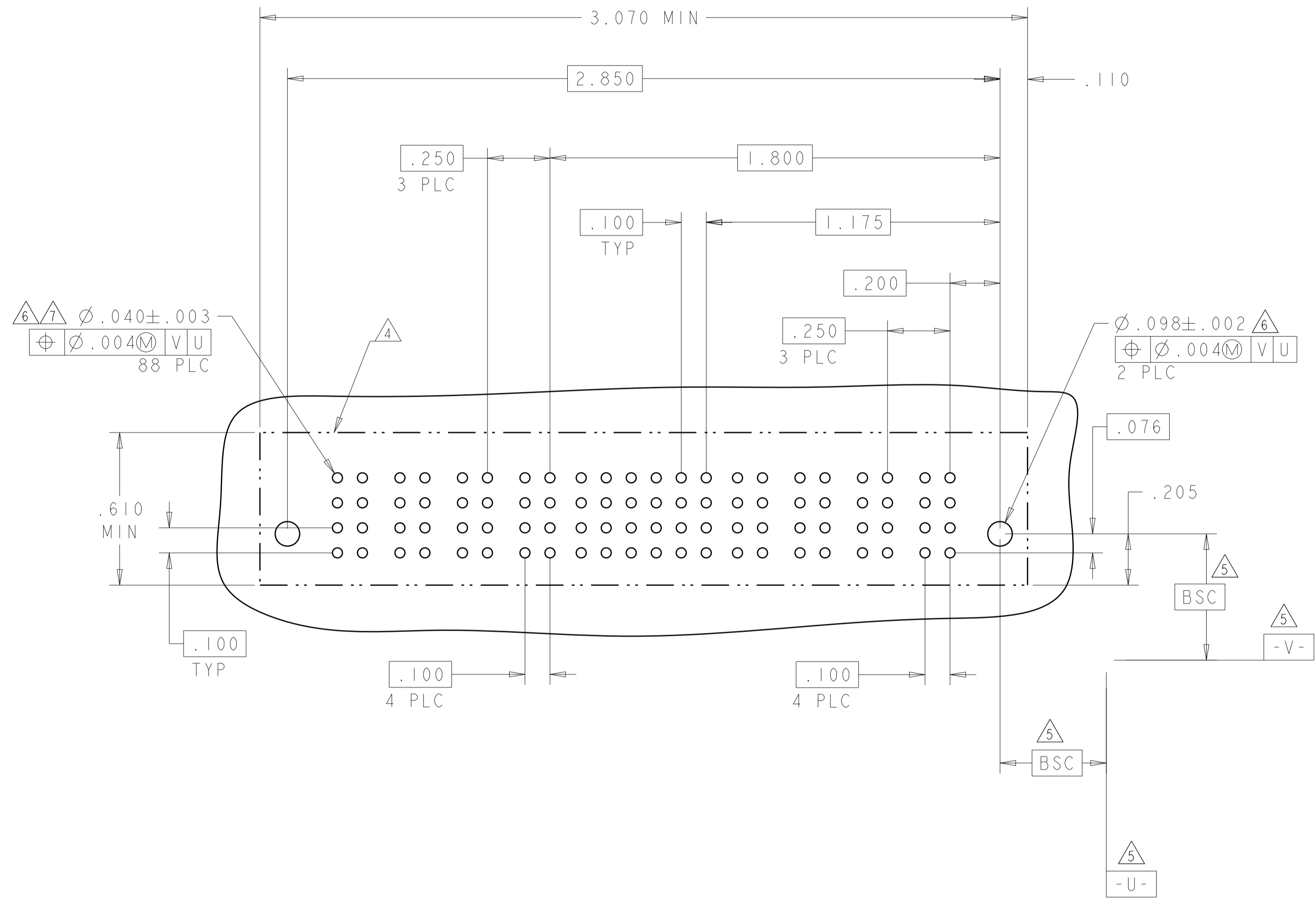
THIS DRAWING IS A CONTROLLED DOCUMENT.

DIMENSIONS:	TOLERANCES UNLESS OTHERWISE SPECIFIED:	OWN: D. ZHU	20DEC2007	TE Connectivity
INCHES	0 PLC ±.01 1 PLC ±.01 2 PLC ±.01 3 PLC ±.005 4 PLC ±.002 ANGLES ±.020	CHK: S. ZHAO	20DEC2007	
MATERIAL:	FINISH:	APVD: S. ZHAO	NAME:	VER RECEPT ASSEMBLY SHORT GUIDES, PRESS FIT MULTI-BEAM XLE
		PRODUCT SPEC: 108-2292	APPLICATION SPEC: 114-13251	
		WEIGHT:	SIZE: A100779	CAGE CODE: 6450860
		CUSTOMER DRAWING	SCALE: N/A	SHEET 26 OF 28

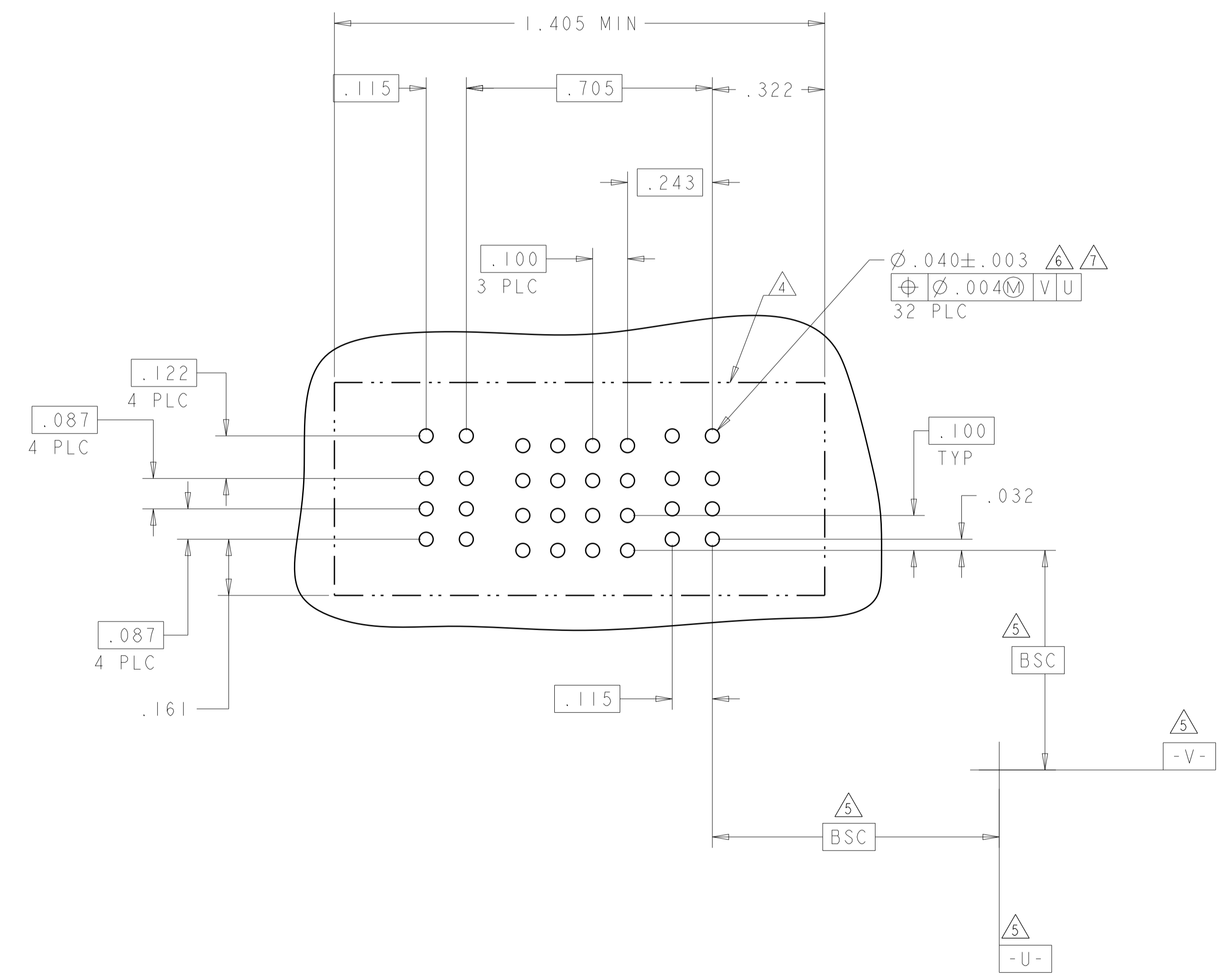
LOC		DIST		REVISIONS			
ES	00	REV	DATE	BY	CHK	APPV	DESCRIPTION
-	-	SEE SHEET 1	-	-	-	-	-

PART NUMBER	ROWS	POWER				SIGNAL					POWER					
		P8	P7	P6	P5	6	5	4	3	2	1	P4	P3	P2	P1	
4-6450860-7	D	GS	GS	GS	GS	AP	AP	AP	AP	AP	AP	GS	GS	GS	GS	
	C					AP	AP	AP	AP	AP						
	B					AP	AP	AP	AP	AP						
	A					AP	AP	AP	AP	AP						
4P + 24S + 4P		HD														HD

PART NUMBER	ROWS	LOW POWER		SIGNAL				LOW POWER	
		P4	P3	4	3	2	1	P2	P1
4-6450860-8	D	LS1	LS1	AP	AP	AP	AP	LS1	LS1
	C			AP	AP	AP	AP		
	B			AP	AP	AP	AP		
	A			AP	AP	AP	AP		
2LP + 16S + 2LP									



J9



THIS DRAWING IS A CONTROLLED DOCUMENT.

DIMENSIONS:	TOLERANCES UNLESS OTHERWISE SPECIFIED:	OWN: D. ZHU	20DEC2007		TE Connectivity
INCHES	0 PLC ±.010 1 PLC ±.010 2 PLC ±.010 3 PLC ±.005 4 PLC ±.0020 ANGLES ±.2°	CHK: S. ZHAO	20DEC2007		
MATERIAL:	FINISH:	APVD: S. ZHAO	NAME:	VER RECEPT ASSEMBLY SHORT GUIDES, PRESS FIT MULTI-BEAM XLE	
CUSTOMER DRAWING		PRODUCT SPEC: 108-2292	APPLICATION SPEC: 114-13251	SIZE: A	CAGE CODE: 6450860
		WEIGHT:	SCALE: N/A	SHEET: 27	OF: 28

LOC	DIST	REVISIONS			
P	LTN	DESCRIPTION	DATE	DMN	APVD
-	-	SEE SHEET 1	-	-	-

PART NUMBER	ROWS	POWER		SIGNAL						POWER		
		P4	P3	6	5	4	3	2	1	P2	P1	
5-6450860-2	D	GS	GS	AP	AP	AP	AP	AP	AP	AP	GS	GS
	C			AP	AP	AP	AP	AP	AP			
	B			AP	AP	AP	AP	AP	AP			
	A			AP	AP	AP	AP	AP	AP			
2P + 24S + 2P		HD	HD							HD	HD	



THIS DRAWING IS A CONTROLLED DOCUMENT.		DMN: D. ZHU	ZODEC2007		TE Connectivity
DIMENSIONS: INCHES		CHK: S. ZHAO	ZODEC2007		VER RECEP ASSEMBLY SHORT GUIDES, PRESS FIT MULTI-BEAM XLE
TOLERANCES UNLESS OTHERWISE SPECIFIED:		APVD: S. ZHAO	-	NAME	
0 PLC ±.01		PRODUCT SPEC		SIZE: CAGE CODE: DRAWING NO: RESTRICTED TO	
1 PLC ±.01		108-2292		A100779C=6450860	
2 PLC ±.005		APPLICATION SPEC		SCALE: N/A SHEET 28 OF 28 REV: K2	
3 PLC ±.005		114-13251		CUSTOMER DRAWING	
4 PLC ±.0020		WEIGHT: -		SCALE: N/A SHEET 28 OF 28 REV: K2	
ANGLES ±.2°		FINISH: -		SCALE: N/A SHEET 28 OF 28 REV: K2	

## X-ON Electronics

Largest Supplier of Electrical and Electronic Components

*Click to view similar products for [Power to the Board](#) category:*

*Click to view products by [TE Connectivity](#) manufacturer:*

Other Similar products are found below :

[10131318-08512GRLF](#) [6450171-4](#) [6450552-7](#) [6600323-8](#) [6643429-1](#) [6646040-2](#) [6651939-1](#) [6766604-1](#) [120959-1](#) [1393557-2](#) [1393532-2](#)  
[1393532-3](#) [1393532-4](#) [1393557-1](#) [1600812-5](#) [1-6450861-2](#) [1645595-1](#) [1743490-1](#) [1744132-7](#) [1761122-1](#) [1766169-1](#) [1766250-1](#) [18362](#)  
[1892109-1](#) [1-967627-6](#) [2226808-1](#) [2-6450860-5](#) [2-6450860-6](#) [2-6450870-0](#) [93003-0502](#) [953552-1](#) [1-6450161-4](#) [1-6450850-6](#) [1645526-2](#) [1-](#)  
[6600130-0](#) [1743419-1](#) [1766150-1](#) [2005243-2](#) [211110-1](#) [2-6600130-2](#) [TE34-12-16P-F0](#) [5-6450830-6](#) [5646956-4](#) [36662-0005](#) [40585-3000](#) [4-](#)  
[6450830-9](#) [4-6600333-3](#) [51142-0214](#) [10134048-911LF](#) [10130248-005LF](#)