

HTMS-110-03-L-D-RA

HTMS-107-01-G-S

TMS-132-51-G-S

TMS-110-02-G-D

(1.27 mm) .050"

TMS, HTMS, SNM SERIES

THROUGH-HOLE MICRO HEADER

SPECIFICATIONS

For complete specifications see www.samtec.com?TMS, www.samtec.com?HTMS or www.samtec.com?SNM

Insulator Material (TMS): Black Liquid Crystal Polymer

Insulator Material (SNM): Black Glass Filled Polyester

Terminal Material: Phosphor Bronze

Plating: Au or Sn over

50 μm (1.27 μm) Ni

Current Rating: 5 A per pin

(2 pins powered)

TMS mated with SMS

Operating Temp Range: -55 °C to +105 °C with Tin;

-55 °C to +125 °C with Gold

Lead Size accepted (SNM): (0.46 mm) .018" SQ

Insertion Depth (SNM): (3.43 mm) .135" minimum

Max Processing Temp (SNM): Not recommended for IR/VP

RoHS Compliant: Yes

Important Note: Style -02 does not mate with SMS Series.

PROCESSING

Lead-Free Solderable: Yes

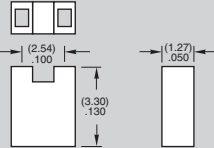
RECOGNITIONS

For complete scope of recognitions see www.samtec.com/quality

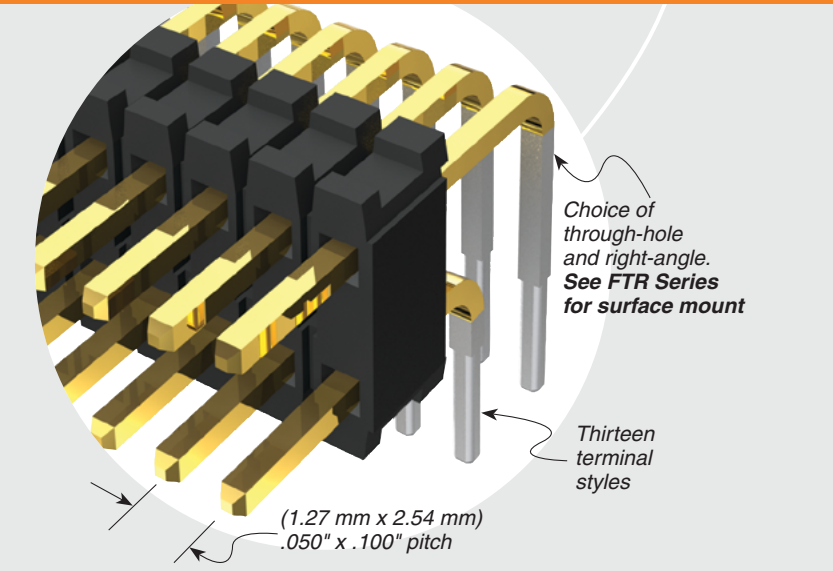
FILE NO. E111594

Mates with:
SMS, SLM, RSM

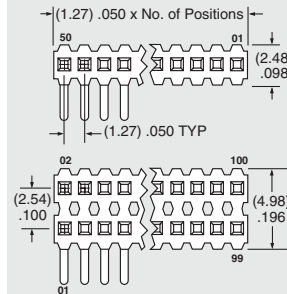
MICRO SHUNT SNM SERIES



| Part No. | Plating |
|--------------|----------------------|
| SNM-100-BK-T | Tin |
| SNM-100-BK-G | 10 μm (0.25 μm) Gold |

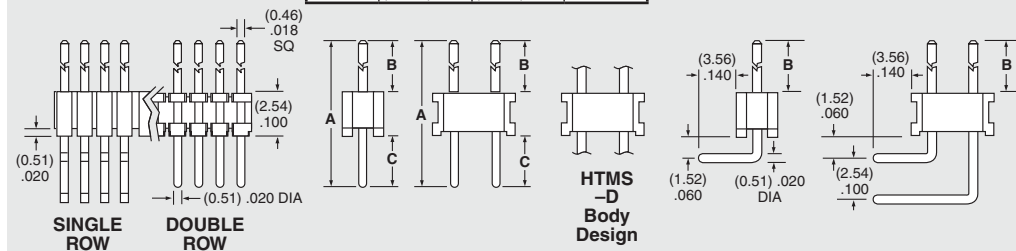


| TYPE STRIP | NO. PINS PER ROW | LEAD STYLE | PLATING OPTION | ROW OPTION | OPTION |
|------------------------------------|------------------|-------------------------------|---|------------------------------------|--|
| TMS = Standard HTMS = High Temp | 01 thru 50 | Specify LEAD STYLE from chart | -L = 10 μm (0.25 μm) Gold on post, Matte Tin on tail -G = 10 μm (0.25 μm) Gold on post, Gold flash on tail | -S = Single Row -D = Double Row | -RA = Right-angle -“XXX” = Polarized Position (Specify position of omitted pin) |



| T/H LEAD STYLE | A | B | C |
|----------------|--------------|--------------|-------------|
| -01 | (11.43) .450 | (5.84) .230 | (3.05) .120 |
| -02 | (8.13) .320 | (2.54) .100 | |
| -21 | (12.83) .505 | (5.84) .230 | (4.45) .175 |
| -51 | (10.41) .410 | (4.83) .190 | |
| -52 | (10.80) .425 | (5.21) .205 | |
| -53 | (12.83) .505 | (7.24) .285 | |
| -54 | (14.10) .555 | (8.51) .335 | |
| -55 | (15.49) .610 | (9.91) .390 | |
| -56 | (15.88) .625 | (10.29) .405 | (3.05) .120 |
| -57 | (16.51) .650 | (10.92) .430 | |
| -58 | (17.91) .705 | (12.32) .485 | |
| -59 | (19.18) .755 | (13.59) .535 | |
| -60 | (20.96) .825 | (15.37) .605 | |

| RA LEAD STYLE | B |
|---------------|-------------|
| -01 | (5.84) .230 |
| -02 | (2.54) .100 |
| -03 | (3.18) .125 |



ALSO AVAILABLE (MOQ Required)

- Other platings

Note: Some lengths, styles and options are non-standard, non-returnable.

Due to technical progress, all designs, specifications and components are subject to change without notice.

WWW.SAMTEC.COM

All parts within this catalog are built to Samtec's specifications. Customer specific requirements must be approved by Samtec and identified in a Samtec customer-specific drawing to apply.

X-ON Electronics

Largest Supplier of Electrical and Electronic Components

Click to view similar products for [Headers & Wire Housings](#) category:

Click to view products by [Samtec](#) manufacturer:

Other Similar products are found below :

[95000-104TRLF](#) [10135584-644402LF](#) [DF62W-EP2022PCA](#) [95000-106TRLF](#) [DF62W-2022SCA](#) [DF62W-EP2022PC](#) [2203348](#) [DF62W-2022SC](#) [1084018](#) [1029039](#) [1084017](#) [802-10-012-10-002000](#) [1112640](#) [1112639](#) [000-34000](#) [0009482033](#) [0009507031](#) [57102-S06-03LF](#) [57202-S52-04LF](#) [PCN6-15S-2.5E](#) [0039019024](#) [58102-G61-06LF](#) [582553-1](#) [0009485154](#) [0009508121](#) [0022285053](#) [0050291907](#) [018731A](#) [LY20-4P-DT1-P1E-BR](#) [02.125.8002.8](#) [60101931](#) [60598-1 \(Cut Strip\)](#) [M1625-3R/100](#) [61062-3](#) [61082-181009](#) [636-1427](#) [638009-1](#) [641938-9](#) [641991-4](#) [644168-1](#) [647662-1](#) [65039-019ELF](#) [65817-002LF](#) [65817-015LF](#) [65863-015LF](#) [66207-023LF](#) [67016-026LF](#) [67046-001LF](#) [67095-007LF](#) [67230-005LF](#)