

HCMD-10-S-03.00-01

(2.54 mm) .100"

# IDC SOCKET & TERMINAL CABLE

**Mates with:**

TSW, MTSW, TST, EW, BST, ZST, MTLW, TSM, EJH-02 (HCSD only)

**SPECIFICATIONS**

For complete specifications and recommended PCB layouts see [www.samtec.com?HCSD](http://www.samtec.com?HCSD) or [www.samtec.com?HCSS](http://www.samtec.com?HCSS)

**HCSD, HCSS**

**Insulator Material:** Black Liquid Crystal Polymer  
**Flammability Rating:** UL 94V-0  
**Insulation Resistance:** 5000 MΩ  
**Temperature Range:** -20 °C to +105 °C (Rainbow Cable)  
 -40 °C to +105 °C (Gray Cable)  
**Withstanding Voltage:** 1000 VRMS @ 60 Hz  
**Contact:** Phosphor Bronze  
**Plating:** 10 μ" (0.25 μm) Au on contact area, 150 μ" (3.81 μm) Sn on balance over 50 μ" (1.27 μm) Ni.  
**Lead Size Range:** .024" (0.61 mm) SQ to .026" (0.66 mm) SQ  
**Lead Insertion Depth:** .185" (4.70 mm) to .250" (6.35 mm)  
**Wire:** 28 AWG 7/36 stranded Tinned Copper  
**RoHS Compliant:** Yes

**SPECIFICATIONS**

For complete specifications and recommended PCB layouts see [www.samtec.com?HCMD](http://www.samtec.com?HCMD) or [www.samtec.com?HCMS](http://www.samtec.com?HCMS)

**HCMD, HCMS**

**Insulator Material:** Black Liquid Crystal Polymer  
**Flammability Rating:** UL 94V-0  
**Insulation Resistance:** 5000 MΩ  
**Temperature Range:** -20 °C to +105 °C (Rainbow Cable)  
 -40 °C to +105 °C (Gray Cable)  
**Withstanding Voltage:** 1000 VRMS @ 60 Hz  
**Terminal:** Phosphor Bronze  
**Plating:** Sn over 50 μ" (1.27 μm) Ni  
**Wire:** 28 AWG 7/36 stranded Tinned Copper  
**RoHS Compliant:** Yes

**Note:** IDC assemblies are non-standard, non-returnable.

TYPE STRIP	ROW OPTION	NO. PINS PER ROW	END ASSEMBLY	ASSEMBLED LENGTH
	<p><b>S</b> = Single</p> <p><b>D</b> = Double (Color coded cable N/A for 36 pins/row. See -G option.)</p>	<p>-05, -08, -10, -12, -13, -15, -17, -20</p>		<p>-“XX.XX” = Assembled Length</p> <p>Assembled Length in INCHES (±1/8") 2 inches minimum</p>

**HCM = Male Strip**

LEAD STYLE	A
-01	(3.05) .120
-02	(5.84) .230

**-S = Single End**

Socket or Male Plug on one end

**-D = Double End**

Socket or Male Plug on each end

**-T = Transfer End**

Male Plug on one end with socket on other.  
Begin part number with HCM.

**HCS = Socket Strip**

Due to technical progress, all designs, specifications and components are subject to change without notice.

HCSS-15-S-03.00-01-G

HCSD-10-S-03.00-01-T-G

**HCMD, HCMS, HCSD, HCSS SERIES**

**LEAD STYLE**

**-01**  
= HCSS/HCSD or  
(3.05 mm) .120" tail for  
HCMS/HCMD

**-02**  
= (5.84 mm) .230" tail  
HCMS/HCMD only

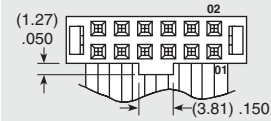
**PLATING OPTION**

**-S**  
= 10  $\mu$ " (0.25  $\mu$ m) Gold on contact area or tail,  
Tin on balance  
(Standard on HCSS & HCSD. Leave blank)

**-T**  
= Tin  
(Standard on HCMS & HCMD. Leave blank)

**NOTCH POLARIZATION**

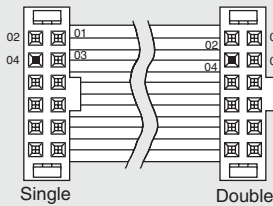
**-N** = Notch Polarization



Required for HCSS and HCSD.  
(Not available on HCMS or HCMD,  
unless Transfer, then only the  
socket is polarized.)

**OTHER OPTIONS**

**-P "XX"**  
= Position Polarization



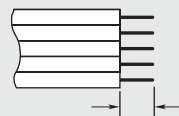
Specify "XX" as position. For Double the same position will be polarized on both ends. (Not available on HCM, unless Transfer, then only the socket is polarized)

**-G**  
= Gray Cable

Standard cable is color coded. Specify -G for Gray cable with one red edge.

**-ST "X"**  
= Stripped & Tinned

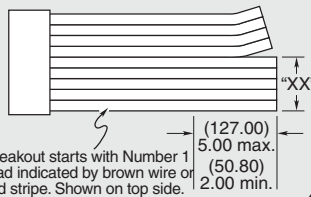
Specify Suffix from table. All dimensions are  $\pm 1/16$ " (1.59 mm). Not available in 28 positions and higher.



<b>-ST8</b>	1/8" (3.18)
<b>-ST4</b>	1/4" (6.35)
<b>-ST2</b>	1/2" (12.70)
<b>-ST3</b>	3/8" (9.53)

**-B "XX"**  
= Breakout

Specify "XX" as number of conductors to be broken out.

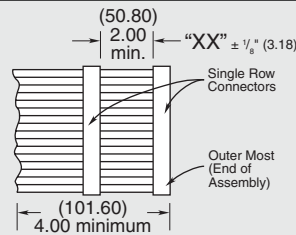


Breakout starts with Number 1 lead indicated by brown wire or red stripe. Shown on top side.

**-RW**  
= Reversed Wiring

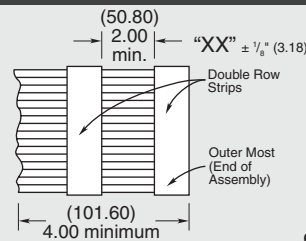
#1 wire opposite position #1

**-S "XX"**  
= Daisy Chain Single



When mating double row connector with two single row connectors, the outer most single will be connected to Conductor #1 and the inside single to Conductor #2.

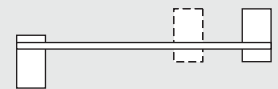
**-D "XX"**  
= Daisy Chain, Double



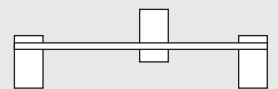
**-W "XX"**  
= Wiring Reversed Daisy Chain, Single

Same as -S "XX" except outer strip connected to conductor #2 and inside strip connected to conductor #1.

**-R**  
= Reversed



**-M**  
= Middle Reversed



Requires -SXX, -WXX or -DXX

**-O**  
= Outside Reversed



Requires -SXX, -WXX or -DXX

Due to technical progress, all designs, specifications and components are subject to change without notice.

[WWW.SAMTEC.COM](http://WWW.SAMTEC.COM)

All parts within this catalog are built to Samtec's specifications.  
Customer specific requirements must be approved by Samtec and identified in a Samtec customer-specific drawing to apply.

## X-ON Electronics

Largest Supplier of Electrical and Electronic Components

*Click to view similar products for [Ribbon Cables / IDC Cables](#) category:*

*Click to view products by [Samtec](#) manufacturer:*

Other Similar products are found below :

[FSK-12A Ribbon Cable, 6 Pin, 500mm](#) [AWG28-10G EHV3C EHV4C EHV5C](#) [cab-LVDV-PWR-10-15 FSP-25A Ribbon Cable, 4 Pin, 350mm](#)  
[Ribbon Cable, 6 Pin, 300mm](#) [cab-LVDV-DAT-34-15](#) [49635-C62-S2](#) [1-3636-600-5204](#) [92315-1408](#) [100063-0094](#) [100063-0106](#) [100063-0102](#)  
[100063-0104](#) [MMSD-02-20C-F-15.00-S-K](#) [100063-0099](#) [100063-0105](#) [100063-0095](#) [100063-0103](#) [100063-0093](#) [100063-0091](#) [2200000068](#)  
[100063-0092](#) [100063-0101](#) [100063-0100](#) [100063-0097](#) [TFSDT-08-28-H-15.00-S](#) [S1SD-02-30-GF-09.00-L](#) [MMSD-02-22C-F-15.00-S-K](#)  
[S1SS-02-28C-GF-02.00-L](#) [S1SDT-02-28-GF-03.00-L](#) [2-1589735-3](#) [JSM015PP2DCC23N](#) [92301-0283](#) [TCSD-22-D-26.00-01](#) [S1SST-07-30-](#)  
[GF-06.00-L](#) [T2SD-20-24-L-07.87-TR-NUS](#) [DS1057-01-44A282R-30.5](#) [FFSD-06-S-17.00-01-N](#) [IDSS-03-D-20.00-T](#) [TCMD-17-S-36.00-01-](#)  
[SR](#) [92301-0718](#) [839023](#) [490107670612S](#) [MMSDT-06-20-S-05.5-D-K-LDX](#) [IDD-04-G](#)