

- Features:
- Inner terminations engineered to deter sulfur contamination
 - Non-standard resistance values available
 - Operating temp range from -55°C to +155°C
 - Zero ohm available (max resistance 0.05Ω)
 - RoHS compliant

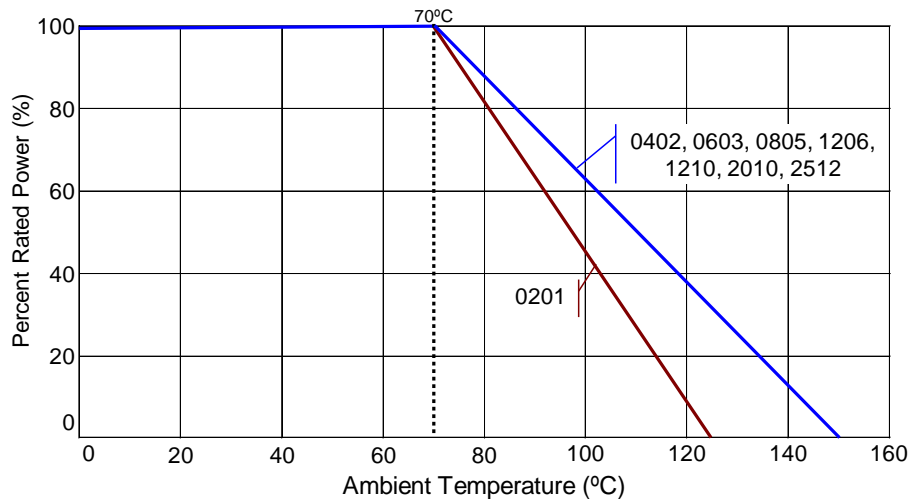


Electrical Specifications								
Type / Code	Power Rating (Watts) @ 70°C	Maximum Working Voltage ⁽¹⁾	Maximum Overload Voltage ⁽²⁾	Maximum Current Jumper (Amp)	Resistance Temperature Coefficient	Ohmic Range (Ω) and Tolerance		
						0.5%	1%	5%
RMCS0201	0.05W	25V	50V	1 amp	± 200 ppm/°C	-	1 - 10M	
RMCS0402	0.063W	50V	100V	1 amp	± 200 ppm/°C	1 - 9.76		
					± 100 ppm/°C	10 - 1M		
					± 200 ppm/°C	1.02M - 10M		
RMCS0603	0.1W	50V	100V	1 amp	± 200 ppm/°C	1 - 9.76		
					± 100 ppm/°C	10 - 1M		
					± 200 ppm/°C	1.02M - 10M		
RMCS0805	0.125W	150V	300V	2 amps	± 200 ppm/°C	1 - 9.76		
					± 100 ppm/°C	10 - 1M		
					± 200 ppm/°C	1.02M - 10M		
RMCS1206	0.25W	200V	400V	2 amps	± 200 ppm/°C	1 - 9.76		
					± 100 ppm/°C	10 - 1M		
					± 200 ppm/°C	1.02M - 10M		
RMCS1210	0.33W	200V	400V	2.5 amps	± 200 ppm/°C	1 - 9.76		
					± 100 ppm/°C	10 - 1M		
					± 200 ppm/°C	1.02M - 10M		
RMCS2010	0.75W	200V	400V	3.5 amps	± 200 ppm/°C	1 - 9.76		
					± 100 ppm/°C	10 - 1M		
					± 200 ppm/°C	1.02M - 10M		
RMCS2512	1W	250V	500V	4 amps	± 200 ppm/°C	1 - 9.76		
					± 100 ppm/°C	10 - 1M		
					± 200 ppm/°C	1.02M - 10M		

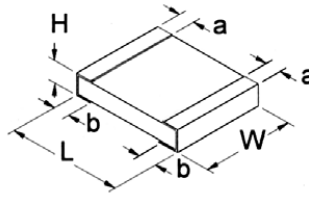
(1) Lesser of $\sqrt{P \cdot R}$ or maximum working voltage

(2) $2.5 \cdot \sqrt{P \cdot R}$ or Max. Overload Voltage listed above, whichever is lower.

Power Derating Curve:



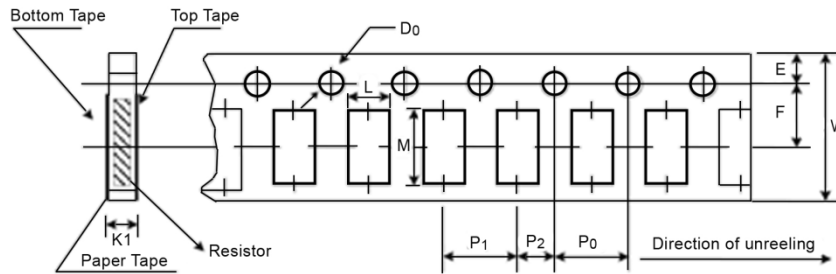
Mechanical Specifications



Type / Code	L Body Length	W Body Width	H Body Height	a Top Termination	b Bottom Termination	Unit
RMCS0201	0.024 ± 0.001 0.60 ± 0.03	0.012 ± 0.001 0.30 ± 0.03	0.009 ± 0.001 0.23 ± 0.03	0.006 ± 0.002 0.15 ± 0.05	0.006 ± 0.002 0.15 ± 0.05	inches mm
RMCS0402	0.039 ± 0.002 1.00 ± 0.05	0.020 ± 0.002 0.50 ± 0.05	0.014 ± 0.002 0.35 ± 0.05	0.008 ± 0.004 0.20 ± 0.10	0.008 ± 0.004 0.20 ± 0.10	inches mm
RMCS0603	0.063 ± 0.004 1.60 ± 0.10	0.031 ± 0.004 0.80 ± 0.10	0.018 ± 0.004 0.45 ± 0.10	0.012 ± 0.008 0.30 ± 0.20	0.012 ± 0.008 0.30 ± 0.20	inches mm
RMCS0805	0.079 ± 0.004 2.00 ± 0.10	0.049 ± 0.004 1.25 ± 0.10	0.020 ± 0.004 0.50 ± 0.10	0.014 ± 0.008 0.35 ± 0.20	0.016 ± 0.008 0.40 ± 0.20	inches mm
RMCS1206	0.122 ± 0.004 3.10 ± 0.10	0.061 ± 0.004 1.55 ± 0.10	0.022 ± 0.004 0.55 ± 0.10	0.020 ± 0.010 0.50 ± 0.25	0.020 ± 0.008 0.50 ± 0.20	inches mm
RMCS1210	0.122 ± 0.004 3.10 ± 0.10	0.102 ± 0.006 2.60 ± 0.15	0.022 ± 0.004 0.55 ± 0.10	0.020 ± 0.010 0.50 ± 0.25	0.020 ± 0.008 0.50 ± 0.20	inches mm
RMCS2010	0.197 ± 0.004 5.00 ± 0.10	0.098 ± 0.006 2.50 ± 0.15	0.022 ± 0.004 0.55 ± 0.10	0.024 ± 0.010 0.60 ± 0.25	0.020 ± 0.008 0.50 ± 0.20	inches mm
RMCS2512	0.250 ± 0.004 6.35 ± 0.10	0.122 ± 0.006 3.10 ± 0.15	0.022 ± 0.004 0.55 ± 0.10	0.024 ± 0.010 0.60 ± 0.25	0.020 ± 0.008 0.50 ± 0.20	inches mm

Packaging Specifications

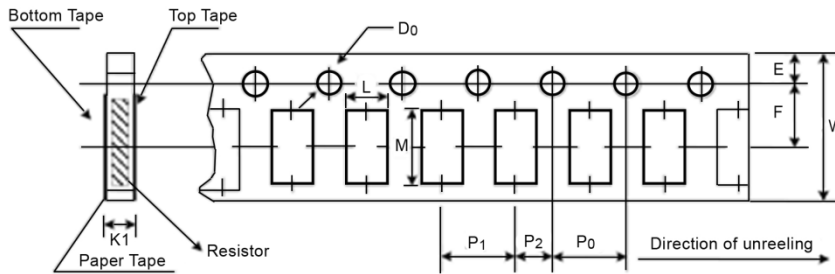
Paper Tape



Type	L	M	W	E	F	Unit
RMCS0201	0.015 ± 0.002 0.38 ± 0.05	0.027 ± 0.002 0.68 ± 0.05	0.315 ± 0.008 8.00 ± 0.20	0.069 ± 0.004 1.75 ± 0.10	0.138 ± 0.002 3.50 ± 0.05	inches mm
RMCS0402	0.026 ± 0.004 0.65 ± 0.10	0.045 ± 0.004 1.15 ± 0.10	0.315 ± 0.008 8.00 ± 0.20	0.069 ± 0.004 1.75 ± 0.10	0.138 ± 0.002 3.50 ± 0.05	inches mm
RMCS0603	0.043 ± 0.004 1.10 ± 0.10	0.075 ± 0.004 1.90 ± 0.10	0.315 ± 0.008 8.00 ± 0.20	0.069 ± 0.004 1.75 ± 0.10	0.138 ± 0.002 3.50 ± 0.05	inches mm
RMCS0805	0.063 ± 0.004 1.60 ± 0.10	0.094 ± 0.008 2.40 ± 0.20	0.315 ± 0.008 8.00 ± 0.20	0.069 ± 0.004 1.75 ± 0.10	0.138 ± 0.002 3.50 ± 0.05	inches mm
RMCS1206	0.075 ± 0.004 1.90 ± 0.10	0.138 ± 0.008 3.50 ± 0.20	0.315 ± 0.008 8.00 ± 0.20	0.069 ± 0.004 1.75 ± 0.10	0.138 ± 0.002 3.50 ± 0.05	inches mm
RMCS1210	0.110 ± 0.004 2.80 ± 0.10	0.138 ± 0.008 3.50 ± 0.20	0.315 ± 0.008 8.00 ± 0.20	0.069 ± 0.004 1.75 ± 0.10	0.138 ± 0.002 3.50 ± 0.05	inches mm

Packaging Specifications

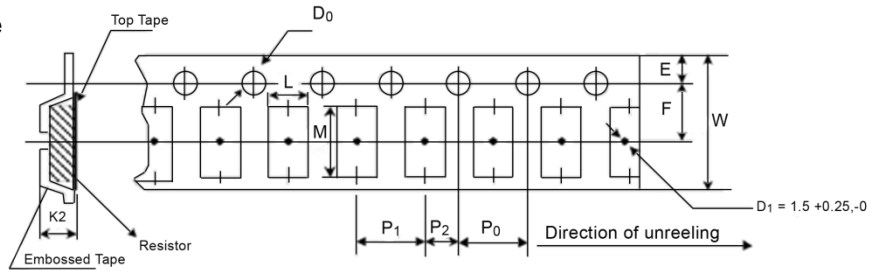
Paper Tape



Type	P_0	P_1	P_2	$\varnothing D_0$	K1/K2	Unit
RMCS0201	0.157 ± 0.004 4.00 ± 0.10	0.079 ± 0.002 2.00 ± 0.05	0.079 ± 0.002 2.00 ± 0.05	0.059 ± 0.004 1.50 ± 0.10	0.017 ± 0.008 0.42 ± 0.20	inches mm
RMCS0402	0.157 ± 0.004 4.00 ± 0.10	0.079 ± 0.002 2.00 ± 0.05	0.079 ± 0.002 2.00 ± 0.05	0.059 ± 0.004 1.50 ± 0.10	0.018 ± 0.004 0.45 ± 0.10	inches mm
RMCS0603	0.157 ± 0.004 4.00 ± 0.10	0.157 ± 0.004 4.00 ± 0.10	0.079 ± 0.002 2.00 ± 0.05	0.059 ± 0.004 1.50 ± 0.10	0.028 ± 0.004 0.70 ± 0.10	inches mm
RMCS0805	0.157 ± 0.004 4.00 ± 0.10	0.157 ± 0.004 4.00 ± 0.10	0.079 ± 0.002 2.00 ± 0.05	0.059 ± 0.004 1.50 ± 0.10	0.033 ± 0.004 0.85 ± 0.10	inches mm
RMCS1206	0.157 ± 0.004 4.00 ± 0.10	0.157 ± 0.004 4.00 ± 0.10	0.079 ± 0.002 2.00 ± 0.05	0.059 ± 0.004 1.50 ± 0.10	0.033 ± 0.004 0.85 ± 0.10	inches mm
RMCS1210	0.157 ± 0.004 4.00 ± 0.10	0.157 ± 0.004 4.00 ± 0.10	0.079 ± 0.002 2.00 ± 0.05	0.059 ± 0.004 1.50 ± 0.10	0.033 ± 0.004 0.85 ± 0.10	inches mm

Packaging Specifications

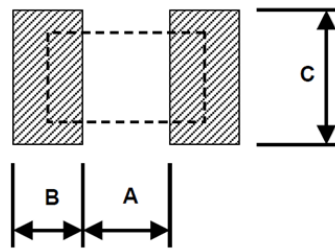
Embossed Plastic Tape



Type	L	M	W	E	F	Unit
RMCS2010	0.110 ± 0.008 2.80 ± 0.20	0.217 ± 0.008 5.50 ± 0.20	0.472 ± 0.012 12.00 ± 0.30	0.069 ± 0.004 1.75 ± 0.10	0.217 ± 0.002 5.50 ± 0.05	inches mm
RMCS2512	0.138 ± 0.008 3.50 ± 0.20	0.264 ± 0.008 6.70 ± 0.20	0.472 ± 0.012 12.00 ± 0.30	0.069 ± 0.004 1.75 ± 0.10	0.217 ± 0.002 5.50 ± 0.05	inches mm

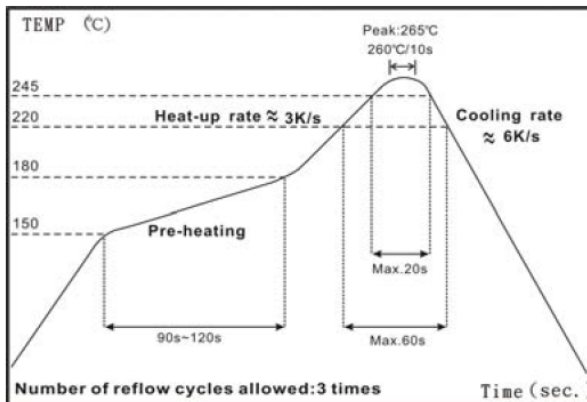
Type	P_0	P_1	P_2	$\varnothing D_0$	K1/K2	Unit
RMCS2010	0.157 ± 0.004 4.00 ± 0.10	0.157 ± 0.004 4.00 ± 0.10	0.079 ± 0.002 2.00 ± 0.05	0.059 ± 0.004 1.50 ± 0.10	0.047 - 0 1.20 - 0	inches mm
RMCS2512	0.157 ± 0.004 4.00 ± 0.10	0.157 ± 0.004 4.00 ± 0.10	0.079 ± 0.002 2.00 ± 0.05	0.059 ± 0.004 1.50 ± 0.10	0.047 - 0 1.20 - 0	inches mm

Solder Land Pattern

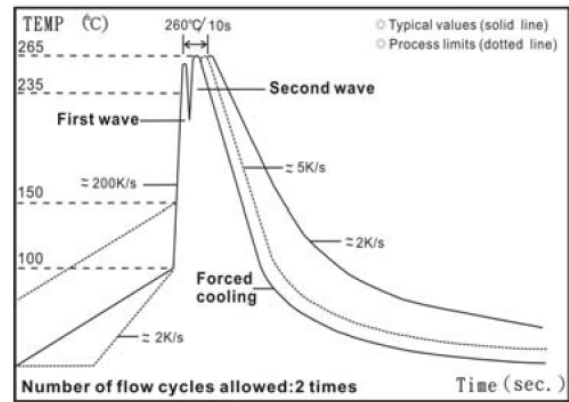


Type / Code	A	B	C	Unit
RMCS0201	0.012 0.30	0.010 0.25	0.012 0.30	inches mm
RMCS0402	0.020 0.50	0.018 0.45	0.024 0.60	inches mm
RMCS0603	0.035 0.90	0.024 0.60	0.035 0.90	inches mm
RMCS0805	0.047 1.20	0.028 0.70	0.051 1.30	inches mm
RMCS1206	0.079 2.00	0.035 0.90	0.063 1.60	inches mm
RMCS1210	0.079 2.00	0.035 0.90	0.110 2.80	inches mm
RMCS2010	0.150 3.80	0.035 0.90	0.110 2.80	inches mm
RMCS2512	0.150 3.80	0.063 1.60	0.138 3.50	inches mm

Soldering Condition



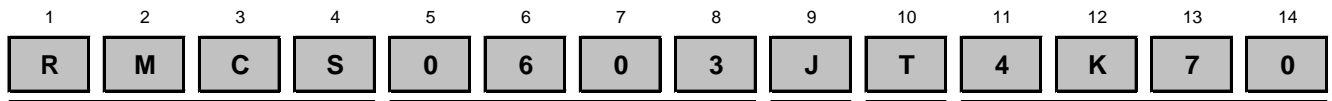
IR Reflow Soldering



Wave Soldering (Flow Soldering)

- (1) Time of IR reflow soldering at maximum temperature point 260°C:10s
- (2) Time of wave soldering at maximum temperature point 260°C:10s
- (3) Time of soldering iron at maximum temperature point 410°C:5s

How to Order



Product Series	
RMCS	Sulfur Resistant

Size	Power
0201	0.05W
0402	0.063W
0603	0.1W
0805	0.125W
1206	0.25W
1210	0.33W
2010	0.75W
2512	1W

Tolerance		
Code	Tol	Value
D	0.5%	E96, E24
F	1%	
J	5%	E24
Z	Jumper	

Packaging			
Code	Description	Size	Quantity
G	10" Reel - Paper Tape	0201, 0402	15,000
		0201, 0402	10,000
T	7" Reel - Paper Tape	0603, 0805	5,000
		1206, 1210	
	7" Reel - Plastic Tape	2010, 2512	4,000

Resistance Value
Four characters with the multiplier used as the decimal holder. 1 ohm = 1R00 100 Kohm = 100K 1.02 Mohm = 1M02 Zero ohm jumper = 0R00

X-ON Electronics

Largest Supplier of Electrical and Electronic Components

Click to view similar products for [stackpole](#) manufacturer:

Other Similar products are found below :

[CF14JB5K60](#) [WWF2JT8R20](#) [RMCF0402FT23K2](#) [RC12JB3R30](#) [KIT-RMCF0402FT-05](#) [TR50JBD10R0](#) [KIT-RMCF0603FT-03](#)
[CF12JT3M30](#) [RNCP0805FTD1K10](#) [RNCP1206FTD7K50](#) [EWT225JB500R](#) [RNCP0805FTD301R](#) [KIT-RMCF0402FT-03](#) [KIT-](#)
[RNCS0603BKE](#) [EWT225JB2K50](#) [EWT50JB20K0](#) [RMCF2512ZT0R00](#) [RMCF2512FT4K02](#) [EWT225JB30K0](#) [EWT225JB50R0](#)
[EWT100JB1K00](#) [KIT-RMCF0805FT-06](#) [CB5JB5R00](#) [RMCF2010JT33K0](#) [RSF1JTR220](#) [RSMF3JT2K70](#) [RNV14FAL4M70](#) [CFM14JT180R](#)
[EWT225JB2R00](#) [EWT225JB100R](#) [EWT50JB1K00](#) [RSF1JT33K0](#) [CSR0603FKR250](#) [RNCS1206BKE1M00](#) [TR35JBL2R20](#) [KIT-](#)
[RMCF0201FT-06](#) [RSMF3JT1R00](#) [RMCF0201FT1K00](#) [EWT225JB3R00](#) [KIT-RMCF0201FT-05](#) [EWT100JB5K00](#) [RMCF1206FT33K0](#)
[RC14JB330R](#) [RNCF0805BKC10K0](#) [RNCF0805CKC10K0](#) [KIT-CSR2010FT](#) [RC1/4-12K-5%-TR](#) [RMCF0805FT32K4](#) [EWT100JB5R00](#)
[KIT-RMCF0805JT-12](#)