


(1.27 mm) .050"



SMT & THROUGH-HOLE HEADER

SPECIFICATIONS

For complete specifications and recommended PCB layouts see www.samtec.com?TFM or www.samtec.com?TFML

Insulator Material: Black Liquid Crystal Polymer
Terminal Material: Phosphor Bronze
Plating: Au or Sn over 50 μ" (1.27 μm) Ni
Current Rating (TFM/SFM): 3.2 A per pin (2 pins powered)
Voltage Rating: 250 VAC mated with SFM
Operating Temp Range: -55 °C to +125 °C
RoHS Compliant: Yes

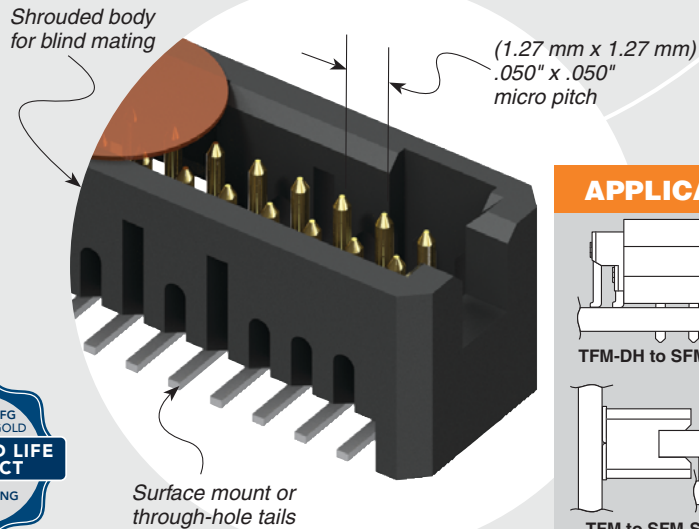
TFM Board Mates: SFM, SFMC

TFM Cable Mates: SFSD

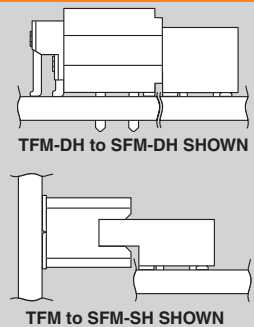
TFML Board Mates: SFML

TFM-DH Board Mates: SFM (-DH), SFMC

TFM-DH Cable Mates: SFSDX (-S, -D, -SR, -DR)



APPLICATIONS



PROCESSING

Lead-Free Solderable: Yes
SMT Lead Coplanarity: (0.10 mm) .004" max (05-25) (0.15 mm) .006" max (30-50)*
 *(.004" stencil solution may be available; contact IPG@samtec.com)

RECOGNITIONS

For complete scope of recognitions see www.samtec.com/quality



TYPE STRIP

1

NO. PINS PER ROW

LEAD STYLE

PLATING OPTION

TFM
= Standard

TFML
= Locking (-01 & -02 lead style only)

03, 04, 06, 08
(TFM -01 & -02 only)

05, 07, 10, 15, 20, 25, 30, 35, 40, 45, 50
(Standard sizes)

Specify **LEAD STYLE** from chart

-L
= 15 μ" (0.38 μm) Gold on post, Matte Tin on tail (Call Samtec for E.L.P.™ plating option)

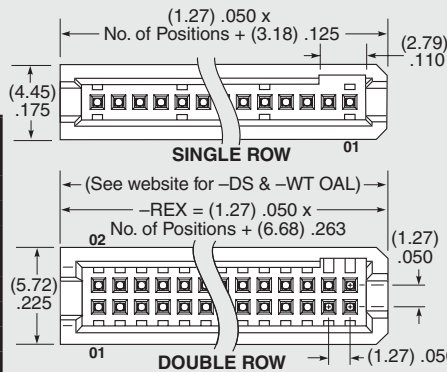
MATED HEIGHTS

LEAD STYLE		MATED HEIGHT*
TFM	SFM	
-02	-02	(6.35) .250
-12		(8.13) .320
-22		(9.91) .390
-32		(11.81) .465
LEAD STYLE		MATED HEIGHT*
TFM	SFM	
-01	-01	(5.97) .235
-03		(5.97) .235
-11		(7.75) .305
-13		(7.75) .305
-21		(9.53) .375
-23		(9.53) .375
-31		(11.43) .450

*Processing conditions will affect mated height.

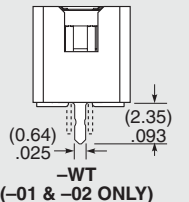
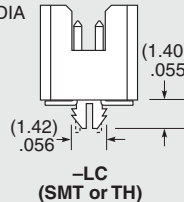
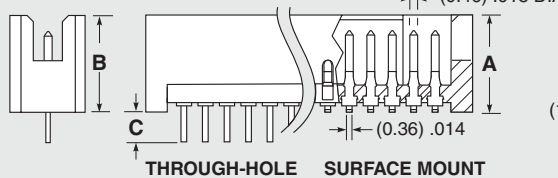
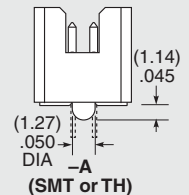
LEAD STYLE (T/H)	B	C
-01	(5.59) .220	(1.97) .078
-03*	(5.59) .220	(2.77) .109
-11*	(7.37) .290	(1.97) .078
-13*	(7.37) .290	(2.77) .109
-21*	(9.14) .360	(1.97) .078
-23*	(9.14) .360	(2.77) .109
-31*	(11.05) .435	(1.97) .078

* Not Available with 07 or -S row option



LEAD STYLE (SMT)	A
-02	(5.72) .225
-12*	(7.49) .295
-22*	(9.27) .365
-32*	(11.18) .440

* N/A with 07, -DH or -S row option



OTHER SOLUTIONS

• Lower cost plating options. See TFC Series.

Note: Some sizes, styles and options are non-standard, non-returnable.

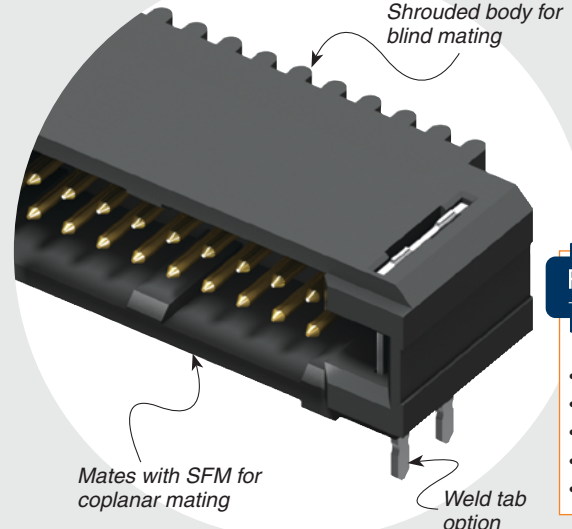
Due to technical progress, all designs, specifications and components are subject to change without notice.

WWW.SAMTEC.COM

All parts within this catalog are built to Samtec's specifications. Customer specific requirements must be approved by Samtec and identified in a Samtec customer-specific drawing to apply.



TFM, TFML SERIES



- Passes 10 Year MFG
- Locking option
- Locking clip option
- Weld tab option
- Screw down option

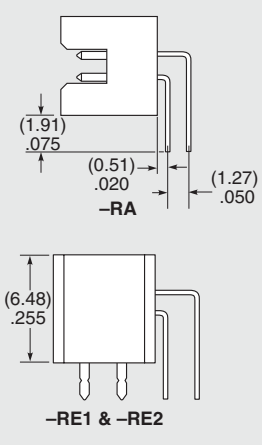
ROW OPTION

- S**
= Single Row (TFM only)
- D**
= Double Row
- DH***
= Double Horizontal (TFM lead style -02 only) (05 thru 50 positions only) (-TR option only available)



OPTION

- Specify only -RA, -RE1 or -RE2
- RA**
= Right-angle (Lead style -01 only)
- RE1**
= Right-angle Elevated for (1.58 mm) .062" PCB (Requires TFM lead style -01, -D row and -WT)
- RE2**
= Right-angle Elevated for (2.36 mm) .093" PCB (Requires TFM lead style -01, -D row and -WT)



- Specify only -A, -LC, -DS or -WT. Not available with -RA, -RE1 and -RE2 unless otherwise noted.
- A**
= Alignment Pin
- LC**
= Locking Clip (Manual Placement required)
- DS**
= Dual Screw Down for (1.60 mm) .062" PCB (05, 07, 10, 15, 20, 25, 30, 35, 40 positions only) (TFM lead styles -01 and -02 only) (Requires -D row option) (Mates with SFM-DS option and SFSD/SFSDT -SS and -DS option only) (Not available with -A, -LC, -WT, -K, -P, -TR)
- WT**
= Weld Tab (TFM lead styles -01 and -02 only) (Required callout for -RE1 & -RE2) (Mates to SFSS/SFSD -SR and -DR option only) (05, 07, 10, 15, 20, 25, 30, 35, 40, 45, 50 positions only)

- SMT lead styles only. Specify only -K or -P
- K**
= Polyimide Film Pick & Place Pad
- P**
= Plastic Pick & Place Pad (5 positions minimum) (Not available with 5 position with -WT)
- Specify -TR last
- TR**
= Tape & Reel (Not available with -DS)

ALSO AVAILABLE (MOQ Required)

- Solder nail option
- Other sizes
- Other platings

* Notes:
Weld tab is standard on -DH option.
No need to specify -WT.

Due to technical progress, all designs, specifications and components are subject to change without notice.

WWW.SAMTEC.COM

All parts within this catalog are built to Samtec's specifications. Customer specific requirements must be approved by Samtec and identified in a Samtec customer-specific drawing to apply.

X-ON Electronics

Largest Supplier of Electrical and Electronic Components

Click to view similar products for [Headers & Wire Housings](#) category:

Click to view products by [Samtec](#) manufacturer:

Other Similar products are found below :

[95000-104TRLF](#) [10135584-644402LF](#) [DF62W-EP2022PCA](#) [95000-106TRLF](#) [DF62W-2022SCA](#) [DF62W-EP2022PC](#) [2203348](#) [DF62W-2022SC](#) [1084018](#) [1029039](#) [1084017](#) [802-10-012-10-002000](#) [1112640](#) [1112639](#) [000-34000](#) [0009482033](#) [0009507031](#) [57102-S06-03LF](#) [57202-S52-04LF](#) [PCN6-15S-2.5E](#) [0039019024](#) [58102-G61-06LF](#) [582553-1](#) [0009485154](#) [0009508121](#) [0022285053](#) [0050291907](#) [018731A](#) [LY20-4P-DT1-P1E-BR](#) [02.125.8002.8](#) [60101931](#) [60598-1 \(Cut Strip\)](#) [M1625-3R/100](#) [61062-3](#) [61082-181009](#) [636-1427](#) [638009-1](#) [641938-9](#) [641991-4](#) [644168-1](#) [647662-1](#) [65039-019ELF](#) [65817-002LF](#) [65817-015LF](#) [65863-015LF](#) [66207-023LF](#) [67016-026LF](#) [67046-001LF](#) [67095-007LF](#) [67230-005LF](#)