


(1.27 mm) .050"



# SMT & THROUGH-HOLE HEADER

## SPECIFICATIONS

For complete specifications and recommended PCB layouts see [www.samtec.com?TFM](http://www.samtec.com?TFM) or [www.samtec.com?TFML](http://www.samtec.com?TFML)

**Insulator Material:** Black Liquid Crystal Polymer  
**Terminal Material:** Phosphor Bronze  
**Plating:** Au or Sn over 50 μ" (1.27 μm) Ni  
**Current Rating (TFM/SFM):** 3.2 A per pin (2 pins powered)  
**Voltage Rating:** 250 VAC mated with SFM  
**Operating Temp Range:** -55 °C to +125 °C  
**RoHS Compliant:** Yes

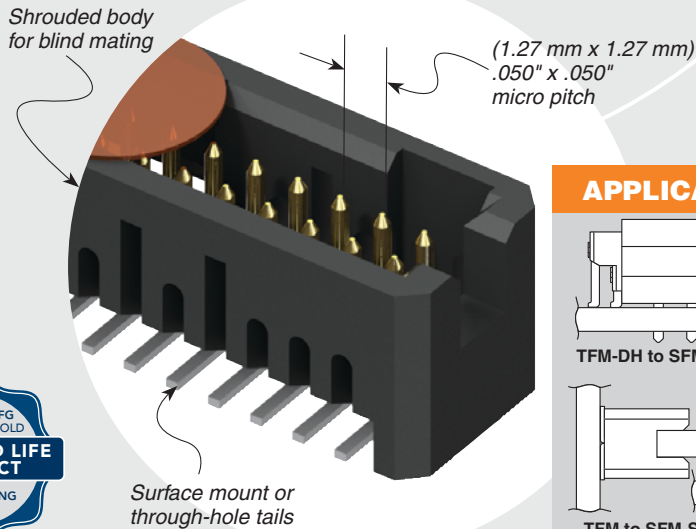
**TFM Board Mates:** SFM, SFMC

**TFM Cable Mates:** SFSD

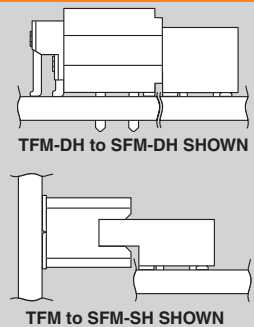
**TFML Board Mates:** SFML

**TFM-DH Board Mates:** SFM (-DH), SFMC

**TFM-DH Cable Mates:** SFSDX (-S, -D, -SR, -DR)



## APPLICATIONS



## PROCESSING

**Lead-Free Solderable:** Yes  
**SMT Lead Coplanarity:** (0.10 mm) .004" max (05-25) (0.15 mm) .006" max (30-50)\*  
 \*(.004" stencil solution may be available; contact IPG@samtec.com)

## RECOGNITIONS

For complete scope of recognitions see [www.samtec.com/quality](http://www.samtec.com/quality)



<b>TYPE STRIP</b>	<b>1</b>	<b>NO. PINS PER ROW</b>	<b>LEAD STYLE</b>	<b>PLATING OPTION</b>
TFM = Standard	03, 04, 06, 08 (TFM -01 & -02 only)	05, 07, 10, 15, 20, 25, 30, 35, 40, 45, 50 (Standard sizes)	Specify LEAD STYLE from chart	-L = 15 μ" (0.38 μm) Gold on post, Matte Tin on tail (Call Samtec for E.L.P.™ plating option)
TFML = Locking (-01 & -02 lead style only)				

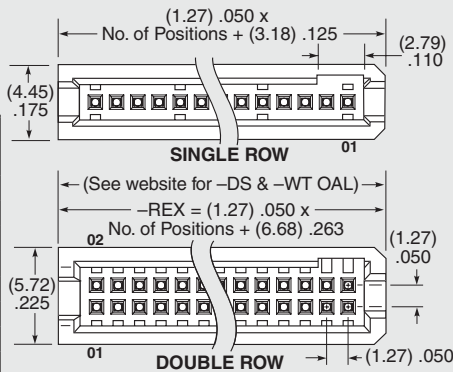
## MATED HEIGHTS

LEAD STYLE		MATED HEIGHT*
TFM	SFM	
-02	-02	(6.35) .250
-12		(8.13) .320
-22		(9.91) .390
-32		(11.81) .465
LEAD STYLE		MATED HEIGHT*
TFM	SFM	
-01	-01	(5.97) .235
-03		(5.97) .235
-11		(7.75) .305
-13		(7.75) .305
-21		(9.53) .375
-23		(9.53) .375
-31		(11.43) .450

\*Processing conditions will affect mated height.

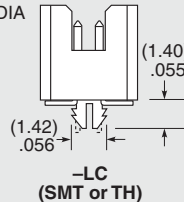
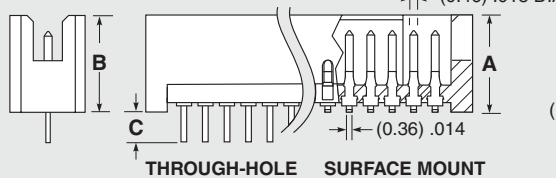
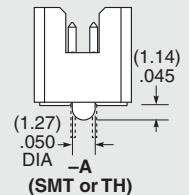
LEAD STYLE (T/H)	B	C
-01	(5.59) .220	(1.97) .078
-03*	(5.59) .220	(2.77) .109
-11*	(7.37) .290	(1.97) .078
-13*	(7.37) .290	(2.77) .109
-21*	(9.14) .360	(1.97) .078
-23*	(9.14) .360	(2.77) .109
-31*	(11.05) .435	(1.97) .078

\* Not Available with 07 or -S row option



LEAD STYLE (SMT)	A
-02	(5.72) .225
-12*	(7.49) .295
-22*	(9.27) .365
-32*	(11.18) .440

\* N/A with 07, -DH or -S row option



**Note:** Some sizes, styles and options are non-standard, non-returnable.

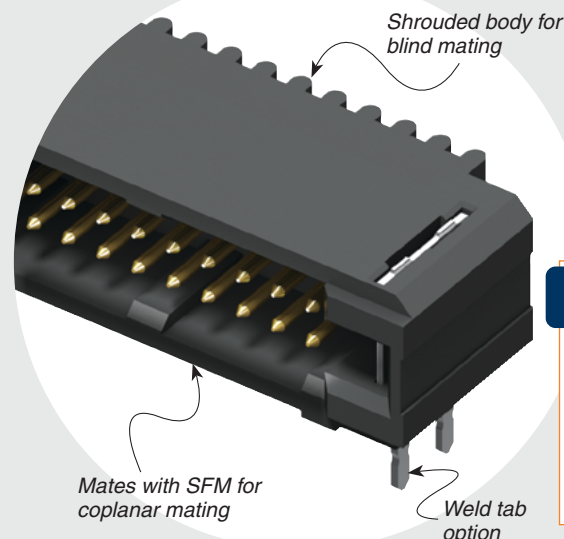
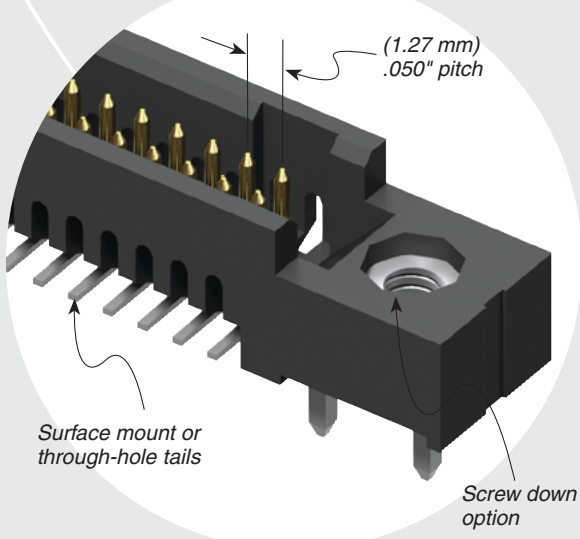
Due to technical progress, all designs, specifications and components are subject to change without notice.

[WWW.SAMTEC.COM](http://WWW.SAMTEC.COM)

All parts within this catalog are built to Samtec's specifications. Customer specific requirements must be approved by Samtec and identified in a Samtec customer-specific drawing to apply.



**TFM, TFML SERIES**



- Passes 10 Year MFG
- Locking option
- Locking clip option
- Weld tab option
- Screw down option

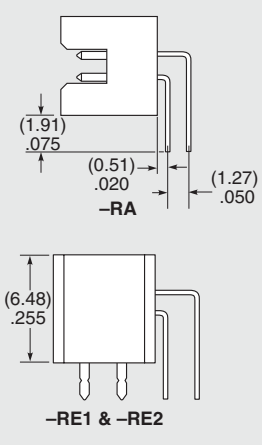
**ROW OPTION**

- S**  
= Single Row (TFM only)
- D**  
= Double Row
- DH\***  
= Double Horizontal (TFM lead style -02 only) (05 thru 50 positions only) (-TR option only available)



**OPTION**

- Specify only **-RA**, **-RE1** or **-RE2**
- RA**  
= Right-angle (Lead style -01 only)
- RE1**  
= Right-angle Elevated for (1.58 mm) .062" PCB (Requires TFM lead style -01, -D row and -WT)
- RE2**  
= Right-angle Elevated for (2.36 mm) .093" PCB (Requires TFM lead style -01, -D row and -WT)



- Specify only **-A**, **-LC**, **-DS** or **-WT**  
Not available with **-RA**, **-RE1** and **-RE2** unless otherwise noted.
- A**  
= Alignment Pin
- LC**  
= Locking Clip (Manual Placement required)
- DS**  
= Dual Screw Down for (1.60 mm) .062" PCB (05, 07, 10, 15, 20, 25, 30, 35, 40 positions only) (TFM lead styles -01 and -02 only) (Requires -D row option) (Mates with SFM-DS option and SFSD/SFSDT -SS and -DS option only) (Not available with **-A**, **-LC**, **-WT**, **-K**, **-P**, **-TR**)
- WT**  
= Weld Tab (TFM lead styles -01 and -02 only) (Required callout for **-RE1** & **-RE2**) (Mates to SFSS/SFSD -SR and -DR option only) (05, 07, 10, 15, 20, 25, 30, 35, 40, 45, 50 positions only)

- SMT lead styles only  
Specify only **-K** or **-P**
- K**  
= Polyimide Film Pick & Place Pad
- P**  
= Plastic Pick & Place Pad (5 positions minimum) (Not available with 5 position with **-WT**)
- Specify **-TR** last
- TR**  
= Tape & Reel (Not available with **-DS**)

**ALSO AVAILABLE (MOQ Required)**

- Solder nail option
- Other sizes
- Other platings

\* Notes:  
Weld tab is standard on -DH option.  
No need to specify -WT.

Due to technical progress, all designs, specifications and components are subject to change without notice.

[WWW.SAMTEC.COM](http://WWW.SAMTEC.COM)

All parts within this catalog are built to Samtec's specifications.  
Customer specific requirements must be approved by Samtec and identified in a Samtec customer-specific drawing to apply.

## X-ON Electronics

Largest Supplier of Electrical and Electronic Components

*Click to view similar products for [Headers & Wire Housings](#) category:*

*Click to view products by [Samtec](#) manufacturer:*

Other Similar products are found below :

[95000-104TRLF](#) [10135584-644402LF](#) [DF62W-EP2022PCA](#) [95000-106TRLF](#) [DF62W-2022SCA](#) [DF62W-EP2022PC](#) [2203348](#) [DF62W-2022SC](#) [1084018](#) [1029039](#) [1084017](#) [802-10-012-10-002000](#) [1112640](#) [1112639](#) [000-34000](#) [0009482033](#) [0009507031](#) [57102-S06-03LF](#) [57202-S52-04LF](#) [PCN6-15S-2.5E](#) [0039019024](#) [58102-G61-06LF](#) [582553-1](#) [0009485154](#) [0009508121](#) [0022285053](#) [0050291907](#) [018731A](#) [LY20-4P-DT1-P1E-BR](#) [02.125.8002.8](#) [60101931](#) [60598-1 \(Cut Strip\)](#) [M1625-3R/100](#) [61062-3](#) [61082-181009](#) [636-1427](#) [638009-1](#) [641938-9](#) [641991-4](#) [644168-1](#) [647662-1](#) [65039-019ELF](#) [65817-002LF](#) [65817-015LF](#) [65863-015LF](#) [66207-023LF](#) [67016-026LF](#) [67046-001LF](#) [67095-007LF](#) [67230-005LF](#)