

HTMS-110-03-L-D-RA

HTMS-107-01-G-S

TMS-132-51-G-S

TMS-110-02-G-D

(1.27 mm) .050"

TMS, HTMS, SNM SERIES

# THROUGH-HOLE MICRO HEADER

## SPECIFICATIONS

For complete specifications see [www.samtec.com?TMS](http://www.samtec.com?TMS), [www.samtec.com?HTMS](http://www.samtec.com?HTMS) or [www.samtec.com?SNM](http://www.samtec.com?SNM)

**Insulator Material (TMS):** Black Liquid Crystal Polymer

**Insulator Material (SNM):** Black Glass Filled Polyester

**Terminal Material:** Phosphor Bronze

**Plating:** Au or Sn over

50 μ" (1.27 μm) Ni

**Current Rating:** 5 A per pin

(2 pins powered)

TMS mated with SMS

**Operating Temp Range:** -55 °C to +105 °C with Tin;

-55 °C to +125 °C with Gold

**Lead Size accepted (SNM):** (0.46 mm) .018" SQ

**Insertion Depth (SNM):** (3.43 mm) .135" minimum

**Max Processing Temp (SNM):** Not recommended for IR/VP

**RoHS Compliant:** Yes

**Important Note:** Style -02 does not mate with SMS Series.

**PROCESSING**  
Lead-Free Solderable: Yes

**RECOGNITIONS**  
For complete scope of recognitions see [www.samtec.com/quality](http://www.samtec.com/quality)

FILE NO. E111594

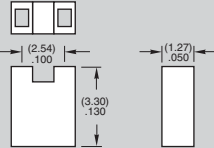
**ALSO AVAILABLE (MOQ Required)**

- Other platings

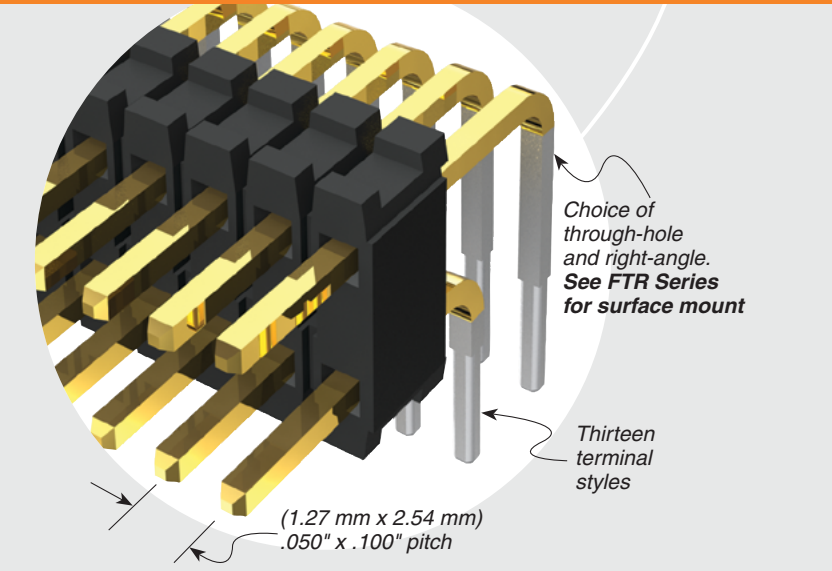
**Note:** Some lengths, styles and options are non-standard, non-returnable.

Mates with: SMS, SLM, RSM

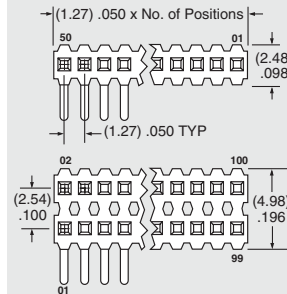
## MICRO SHUNT SNM SERIES



Part No.	Plating
SNM-100-BK-T	Tin
SNM-100-BK-G	10 μ" (0.25 μm) Gold

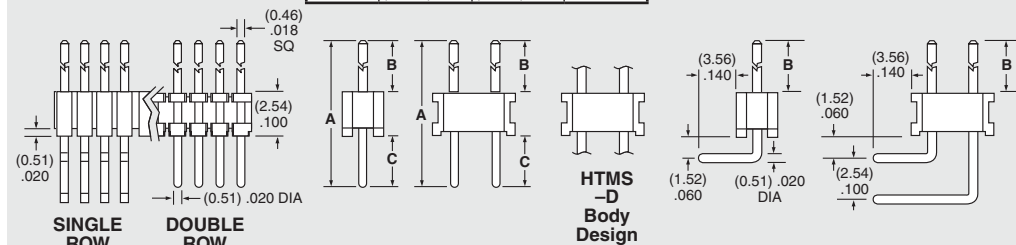


TYPE STRIP	1	NO. PINS PER ROW	LEAD STYLE	PLATING OPTION	ROW OPTION	OPTION
TMS = Standard		01 thru 50	Specify LEAD STYLE from chart	-L = 10 μ" (0.25 μm) Gold on post, Matte Tin on tail -G = 10 μ" (0.25 μm) Gold on post, Gold flash on tail	-S = Single Row -D = Double Row	-RA = Right-angle -“XXX” = Polarized Position (Specify position of omitted pin)



T/H LEAD STYLE	A	B	C
-01	(11.43) .450	(5.84) .230	(3.05) .120
-02	(8.13) .320	(2.54) .100	
-21	(12.83) .505	(5.84) .230	(4.45) .175
-51	(10.41) .410	(4.83) .190	
-52	(10.80) .425	(5.21) .205	
-53	(12.83) .505	(7.24) .285	
-54	(14.10) .555	(8.51) .335	
-55	(15.49) .610	(9.91) .390	
-56	(15.88) .625	(10.29) .405	(3.05) .120
-57	(16.51) .650	(10.92) .430	
-58	(17.91) .705	(12.32) .485	
-59	(19.18) .755	(13.59) .535	
-60	(20.96) .825	(15.37) .605	

RA LEAD STYLE	B
-01	(5.84) .230
-02	(2.54) .100
-03	(3.18) .125



Due to technical progress, all designs, specifications and components are subject to change without notice.

[WWW.SAMTEC.COM](http://WWW.SAMTEC.COM)

All parts within this catalog are built to Samtec's specifications. Customer specific requirements must be approved by Samtec and identified in a Samtec customer-specific drawing to apply.

## X-ON Electronics

Largest Supplier of Electrical and Electronic Components

*Click to view similar products for [Headers & Wire Housings](#) category:*

*Click to view products by [Samtec](#) manufacturer:*

Other Similar products are found below :

[95000-104TRLF](#) [10135584-644402LF](#) [DF62W-EP2022PCA](#) [95000-106TRLF](#) [DF62W-2022SCA](#) [DF62W-EP2022PC](#) [2203348](#) [DF62W-2022SC](#) [1084018](#) [1029039](#) [1084017](#) [802-10-012-10-002000](#) [1112640](#) [1112639](#) [000-34000](#) [0009482033](#) [0009507031](#) [57102-S06-03LF](#) [57202-S52-04LF](#) [PCN6-15S-2.5E](#) [0039019024](#) [58102-G61-06LF](#) [582553-1](#) [0009485154](#) [0009508121](#) [0022285053](#) [0050291907](#) [018731A](#) [LY20-4P-DT1-P1E-BR](#) [02.125.8002.8](#) [60101931](#) [60598-1 \(Cut Strip\)](#) [M1625-3R/100](#) [61062-3](#) [61082-181009](#) [636-1427](#) [638009-1](#) [641938-9](#) [641991-4](#) [644168-1](#) [647662-1](#) [65039-019ELF](#) [65817-002LF](#) [65817-015LF](#) [65863-015LF](#) [66207-023LF](#) [67016-026LF](#) [67046-001LF](#) [67095-007LF](#) [67230-005LF](#)