




(2.54 mm) .100"



TSW-209-09-F-S-RA

# THROUGH-HOLE .025" SQ POST HEADER

## Board Mates:

SSW, SSQ, SSM, ESW, ESQ, BCS, BSW, CES, SLW

## Cable Mates:

IDSD, IDSS

## SPECIFICATIONS

For complete specifications see [www.samtec.com?TSW](http://www.samtec.com?TSW) or [www.samtec.com?HTSW](http://www.samtec.com?HTSW)

### Insulator Material:

TSW: Black Glass Filled Polyester

HTSW: Natural Liquid

Crystal Polymer

### Terminal Material:

Phosphor Bronze

### Plating:

Au or Sn over 50 μ" (1.27 μm) Ni

### Operating Temp Range:

-55 °C to +125 °C with Gold

-55 °C to +105 °C with Tin

### Voltage Rating:

550 VAC mated with SSW;

500 VAC mated with

BCS or ESQ;

450 VAC -RA/-RE mated with

BCS or SSM

400 VAC mated with CES

RoHS Compliant: Yes

Lead-Free Solderable:

HTSW: Yes

TSW: No, Lead Wave Only

## TYPE STRIP

TSW = Standard Strip

HTSW = Hi-Temp Strip

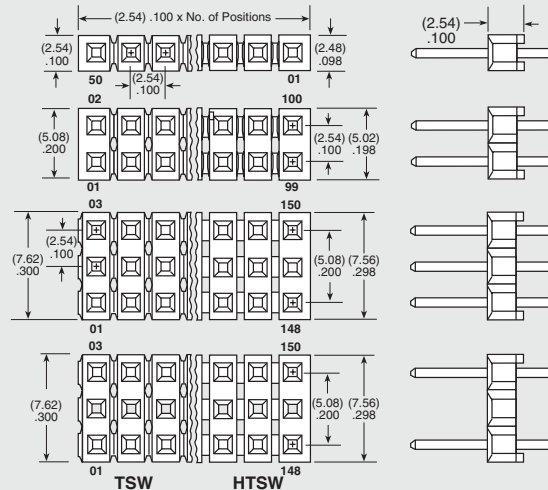
## PIN CENTERS

-1 = .100" (2.54 mm) Centers, All Positions Filled

-2 = .200" (5.08 mm) Centers, Every Other Position Filled

## NO. PINS PER ROW

### Straight Pin Versions



-S

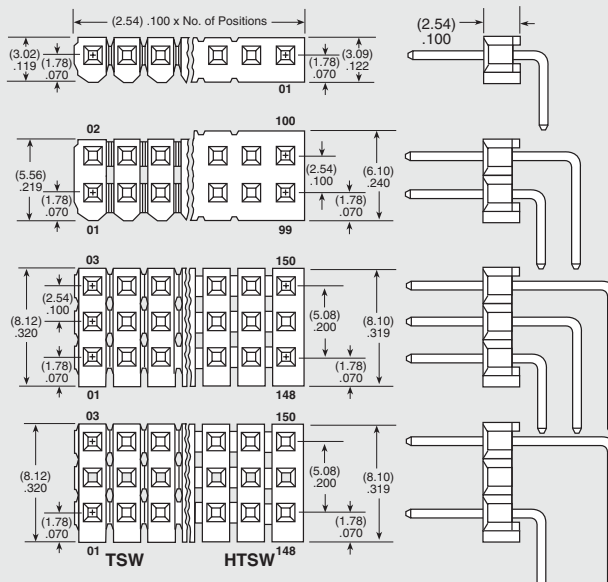
-D

-T

-Q

01  
thru  
50  
= .100" (2.54 mm)  
Center Version

### Right-Angle Versions



-S

-D

-T

-Q

02  
thru  
25  
= .200" (5.08 mm)  
Center Version

### CURRENT RATING (PER PIN)

#### TSW mated with

ESW	SSW	SLW	SSQ	SSM	BCS	SNT
5.2 A	5.7 A	5.2 A	6.3 A	5.2 A	4.6 A	4.3 A

2 POSITIONS POWERED

## RECOGNITIONS

For complete scope of recognitions see [www.samtec.com/quality](http://www.samtec.com/quality)



### APPLICATIONS

SSW TSW



HORIZONTAL

## ALSO AVAILABLE (MOQ Required)

- Other platings

### Note:

Some lengths, styles and options are non-standard, non-returnable.


Due to technical progress, all designs, specifications and components are subject to change without notice.

[WWW.SAMTEC.COM](http://WWW.SAMTEC.COM)

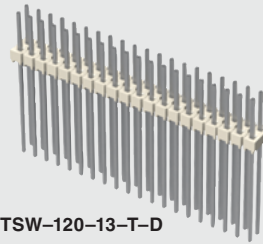

All parts within this catalog are built to Samtec's specifications.

Customer specific requirements must be approved by Samtec and identified in a Samtec customer-specific drawing to apply.


TSW-109-10-F-D-RA



TSW-112-07-G-T



HTSW-120-13-T-D



TSW-114-16-G-S-RE

## TSW, HTSW SERIES

## LEAD STYLE

## PLATING OPTION

## ROW OPTION

## OTHER OPTIONS

## -F

= Gold flash on post, Matte Tin on tail

## -L

= 10 μ" (0.25 μm) Gold on post, Matte Tin on tail

## -G

= 10 μ" (0.25 μm) Gold on post, Gold flash on balance

## -T

= Matte Tin

## OTHER SOLUTIONS

- Elevated Right-angle option
- Shunts

## -S

= Single Row

## -D

= Double Row

## -T

= Triple Row

## -Q

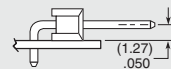
= Double Row (5.08 mm) .200" row space

## -RA or -RE

= Right-angle

## -NA

= Right-angle (using straight body for coplanar mating with SSW-RA series)



## -LL

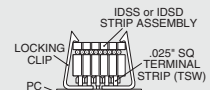
= Locking Lead



Two leads per strip crimped in opposite directions on or near centerline. See charts for available styles. N/A with single row 1 or 2 positions. Recommended hole size (1.02 mm ± 0.03 mm) .040" ± .001"

## -LC

= Locking Clip (Styles -08 thru -13 &amp; -22 only)



Requires 4 pin minimum (NA with -T, -Q, -RA or -RE)

## -LA

= -RA Option with -LL Option

## -"XXX"

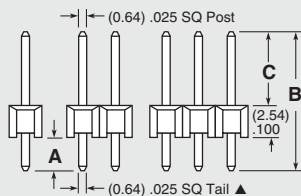
= Polarized Position

## Straight Pin Versions

(Specify "LEAD STYLE" from chart)

STYLE	A	B	C
* -05	(3.30) .130	(8.51) .335	(2.67) .105
* -06	(2.41) .095	(7.62) .300	(2.67) .105
* -07	(2.54) .100	(10.92) .430	
* -08	(5.08) .200	(13.46) .530	
* -09	(10.16) .400	(18.54) .730	(5.84) .230
* -10	(12.70) .500	(21.08) .830	
* -11	(15.24) .600	(23.62) .930	
* -12	(17.78) .700	(26.16) .1.030	
* -13	(22.86) .900	(31.24) .1.230	
* -14	(2.79) .110	(13.46) .530	(8.13) .320
* -15	(7.87) .310	(18.54) .730	(13.21) .520
* -16	(2.79) .110	(21.08) .830	(15.74) .620

\* Available with -LL (Locking Lead) Option



Specify -07 for best mate with IDXX Series IDC Cable

STYLE	A	B	C
* -18		(23.62) .930	(18.29) .720
* -19	(2.79) .110	(26.16) .1.030	(20.83) .820
* -20		(31.24) .1.230	(25.91) .1.020
* -21		(36.32) .1.430	(30.99) .1.220
* -22	(7.62) .300	(16.00) .630	(5.84) .230
* -23	(2.92) .115	(11.30) .445	(6.73) .265
* -24	(5.33) .210	(12.15) .480	(6.73) .265
* -25	(5.33) .210	(16.00) .630	(8.13) .320
* -26	(3.20) .126	(11.58) .456	
* -27	(25.40) .1.000	(33.78) .1.330	(5.84) .230
* -28	(20.32) .800	(28.70) .1.130	
* -29	(23.11) .910	(33.78) .1.330	(8.13) .320
* -30	(18.03) .710	(28.70) .1.130	
* -41	(0.89) .035	(9.27) .365	(5.84) .230
* -42	(1.27) .050	(11.94) .470	(8.13) .320

+ Style -41 & -42 available with HTSW only.

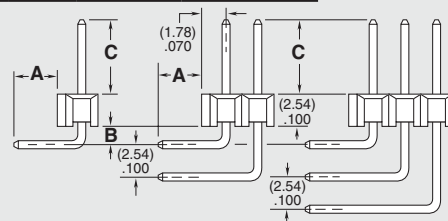
▲ Except: Style -26 (0.46) .018 DIA Tail

## Right-Angle Versions

(Specify "LEAD STYLE" from chart and select -RA or -RE from other options)

-RA LEAD STYLE	SINGLE (-S)		DOUBLE (-D)		TRIPLE (-T & -Q)	
	A	C	A	A	A	A
* -08	(2.29) .090		(2.29) .090	(2.29) .090		
* -09	(7.37) .290		(7.37) .290	(7.37) .290		
* -10	(9.91) .390	(5.84) .230	(9.91) .390	(9.91) .390		
* -11	(12.45) .490		(12.45) .490	(12.45) .490		
* -12	(14.99) .590		(14.99) .590	(14.99) .590		
* -13	(20.07) .790		(20.07) .790	N/A		
* -16	(5.08) .200	(8.13) .320	(5.08) .200	(5.08) .200		
* -21	(25.15) .990	(5.84) .230	N/A	N/A		
* -22	(4.83) .190		(4.83) .190	(4.83) .190		
* -25	(2.54) .100	(8.13) .320	(2.54) .100	(2.54) .100		
* -27	(22.61) .890	(5.84) .230	N/A	N/A		
* -28	(17.53) .690		(17.53) .690	N/A		
* -29	(20.32) .800	(8.13) .320	N/A	N/A		
* -30	(15.24) .600		(15.24) .600	N/A		

\* Available with -LA (Locking Lead) Option



LEAD STYLE	B
-RA	(1.52) .060
-RE	(4.06) .160

Due to technical progress, all designs, specifications and components are subject to change without notice.

WWW.SAMTEC.COM

All parts within this catalog are built to Samtec's specifications.

Customer specific requirements must be approved by Samtec and identified in a Samtec customer-specific drawing to apply.

## X-ON Electronics

Largest Supplier of Electrical and Electronic Components

*Click to view similar products for [Headers & Wire Housings](#) category:*

*Click to view products by [Samtec](#) manufacturer:*

Other Similar products are found below :

[95000-104TRLF](#) [10135584-644402LF](#) [DF62W-EP2022PCA](#) [95000-106TRLF](#) [DF62W-2022SCA](#) [DF62W-EP2022PC](#) [2203348](#) [DF62W-2022SC](#) [1084018](#) [1029039](#) [1084017](#) [802-10-012-10-002000](#) [1112640](#) [1112639](#) [000-34000](#) [0009482033](#) [0009507031](#) [57102-S06-03LF](#) [57202-S52-04LF](#) [PCN6-15S-2.5E](#) [0039019024](#) [58102-G61-06LF](#) [582553-1](#) [0009485154](#) [0009508121](#) [0022285053](#) [0050291907](#) [018731A](#) [LY20-4P-DT1-P1E-BR](#) [02.125.8002.8](#) [60101931](#) [60598-1 \(Cut Strip\)](#) [M1625-3R/100](#) [61062-3](#) [61082-181009](#) [636-1427](#) [638009-1](#) [641938-9](#) [641991-4](#) [644168-1](#) [647662-1](#) [65039-019ELF](#) [65817-002LF](#) [65817-015LF](#) [65863-015LF](#) [66207-023LF](#) [67016-026LF](#) [67046-001LF](#) [67095-007LF](#) [67230-005LF](#)