



TW SERIES

(2.00 mm) .0787"

THROUGH-HOLE BOARD STACKERS

SPECIFICATIONS

For complete specifications see www.samtec.com?TW-TH

- Insulator Material:** Black Liquid Crystal Polymer
- Terminal Material:** Phosphor Bronze
- Plating:** Sn or Au over 50 μ" (1.27 μm) Ni
- Current Rating:** 5.2 A per pin (2 pins powered)
- Operating Temp Range:** -55 °C to +105 °C with Tin; -55 °C to +125 °C with Gold
- RoHS Compliant:** Yes
- Lead-Free Solderable:** Yes

Board Mates:
CLT, SQT, SQW, ESQT, TLE, SMM, MMS

Cable Mates:
TCSD

OTHER SOLUTIONS

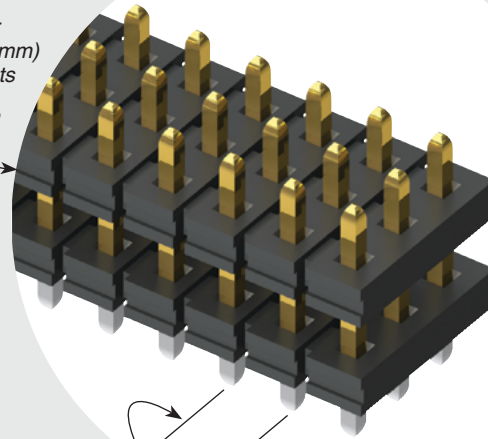


Paste In Hole (PIH) processing. Contact Samtec ASP Group.

ALSO AVAILABLE (MOQ Required)

- Other platings

Specify stacker height in (0.13 mm) .005" increments



Choice of one through six rows

(2.00 mm) .0787 pitch

RECOGNITIONS

For complete scope of recognitions see www.samtec.com/quality



Notes:
For added mechanical stability, Samtec recommends mechanical board spacers be used in applications with gold or selective gold plated connectors. Contact ipg@samtec.com for more information.
This Series is non-standard, non-returnable.

TW	NO. PINS PER ROW	LEAD STYLE	PLATING OPTION	ROW OPTION	STACKER HEIGHT	TAIL SPEC
	02 thru 50	Specify LEAD STYLE from chart below.	-F = Gold flash on post, Matte Tin on tail -L = 10 μ" (0.25 μm) Gold on post, Matte Tin on tail -T = Matte Tin	-S = Single Row -D = Double Row -T = Triple Row -Q = Four Row -5 = Five Row -6 = Six Row	-"XXX" = Stacker Height in inches (0.13 mm) .005" increments Example: -250 = (6.35 mm) .250"	-"XXX" = Tail Length in inches (0.13 mm) .005" increments Example: -150 = (3.81 mm) .150" -"XXX" = Polarized Position (Specify position to be removed)

LEAD STYLE	OAL
-01	(8.20) .323
-02	(9.60) .377
-03	(13.60) .535
-04	(14.10) .555
-05	(15.10) .594
-06	(17.10) .673
-07	(19.10) .751
-08	(21.10) .830
-09	(11.60) .456
-10	(15.60) .614
-11	(10.08) .397
-12	(28.19) 1.110

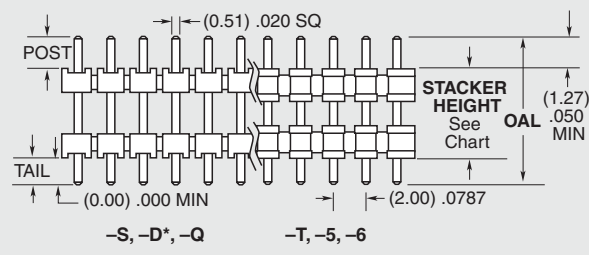
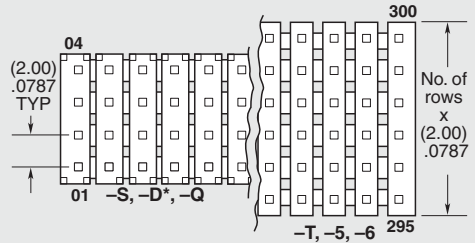
* Style -08 & -12 = S & D only

ROW OPTION	STACKER HEIGHT
-S, -D*, & -Q	(3.05) .120 MIN
-T, -5, -6	(4.06) .160 MIN

* -D with stacker height greater than (4.06 mm) .160" will not have standoffs.

Other Solutions

- 2 mm Shunt**
See 2SN Series.
- Surface Mount**
See previous page.
- Low Profile**
See TMM Series.
- Right-angle**
See TMM Series.
- Shrouded Double Row**
See ZLTMM Series.



Due to technical progress, all designs, specifications and components are subject to change without notice.

WWW.SAMTEC.COM

All parts within this catalog are built to Samtec's specifications. Customer specific requirements must be approved by Samtec and identified in a Samtec customer-specific drawing to apply.

X-ON Electronics

Largest Supplier of Electrical and Electronic Components

Click to view similar products for [Board to Board & Mezzanine Connectors](#) category:

Click to view products by [Samtec](#) manufacturer:

Other Similar products are found below :

[10135583-642402LF](#) [89885-310LF](#) [589158040000018](#) [6-1393048-0](#) [68683-613](#) [MDF7-12DP-2.54DSA](#) [MDF7-18P-2.54DSA\(01\)](#) [MDF7-20DP-2.54DSA](#) [MDF7-26D-2.54DSA\(55\)](#) [MDF7-3P-2.54DSA\(01\)](#) [MDF7B-3P-2.54DSA\(55\)](#) [MDF7C-11P-2.54DSA\(55\)](#) [MDF7C-18P-2.54DSA\(55\)](#) [MDF7C-5P-2.54DSA\(01\)](#) [MDF7P-5P-2.54DSA\(55\)](#) [75234-0516](#) [FCN-230C068-11](#) [FCN-268F012-G/BD](#) [FCN-268F036-G/BD](#) [FCN-268M012-G/0D](#) [FCN-268M024-G/1D](#) [FCN-360C008-C](#) [FCN-360C040-C](#) [FCN-723J004/1](#) [MIS-048-01-F-D-DP-K](#) [832-10-034-10-001000](#) [93696-325LF](#) [11828-1FA](#) [AXK630345P](#) [18097-0013](#) [ICA-328STT](#) [2007042-2](#) [304400-2](#) [FCN-214Q030-G/0](#) [FCN-215Q040-G/0](#) [FCN-230C068-ESA](#) [FCN-234P048-G/0](#) [FCN-235D050-G/C](#) [FCN-360A3](#) [FCN-360C040-B](#) [210-93-314-41-105000](#) [2-22603-0](#) [379-064-521-202](#) [MDF7-12P-2.54DSA\(01\)](#) [MDF7-16P-2.54DS\(56\)](#) [MDF7-40DP-2.54DSA\(55\)](#) [MDF7-8P-2.54DSA\(55\)](#) [MDF7B-16P-2.54DSA\(55\)](#) [AXG720047](#) [5031084030](#)