




SVB-SC

50W



FEATURES

- Very small (one of the smallest in Japan)
- No derating when mounted on a horizontal surface
- Low impedance capacitors
- Over voltage protection
- EMI: Complies with FCC/A
- **Isolated Power Supply**



MODEL/CHANNEL		Unit	SVB05-SC12	SVB12-SC12	SVB15-SC12	SVB24-SC12	SVB48-SC12	
OUTPUT (Single)	Output Voltage 12V	Vdc	5	12	15	24	48	
	Output Current	A	8	3.3	2.7	1.7	0.8	
	Line Regulation	mV	40	96	120	192	384	
	Load Regulation	mVp	45	108	135	216	432	
	Ripple and Noise	mVp	150	220	250	340	580	
	Drift	mV	40	75	90	135	255	
	Dynamic Load Regulation	mV	150	360	450	720	1440	
	Voltage Adjustment Range	-	+/-10% of Rated Output Voltage (at no load within input range)					
	Rise Time	-	0.3mS(typical)					
	Recovery Time	-	50mS(maximum) at 25°C and rated input/output					
Function	Over Current Protection	A	Current Limiting with automatic recovery					
	105% of Rated Output Current	-	8.8	3.63	2.97	1.87	0.88	
	Over Voltage Protection	-	Output shutdown (to reset, leave 1minute after shutdown)					
	115% of Rated Output voltage	-	5.5	13.2	16.5	26.4	52.8	
	Reverse Voltage Protection	-	by internal fuse					
MODEL/CHANNEL		Unit	SVB05-SC24/48	SVB12-SC24/48	SVB15-SC24/48	SVB24-SC24/48	SVB48-SC24/48	
OUTPUT (Single)	Output Voltage (24V & 48V)	Vdc	5	12	15	24	48	
	Output Current	A	10	4.3	3.4	2.5	1.1	
	Line Regulation	mV	40	96	120	192	384	
	Load Regulation	mVp	45	108	135	216	432	
	Ripple and Noise	mVp	150	220	250	340	580	
	Voltage Adjustment Range	-	+/-10% of Rated Output Voltage(at no load within input range)					
	Rise Time	-	0.3mS(typical)					
Recovery Time	-	50mS(maximum) at 25°C and rated input/output						
Function	Over Current Protection	-	Current Limiting with automatic recovery					
	105% of Rated Output Current	A	11	4.73	3.74	2.75	1.21	
	Over Voltage Protection	-	Output shutdown(to reset, leave 1 minute after shutdown)					
	115% of Rated Output Voltage	V	5.5	13.2	16.5	26.4	52.8	
	Reverse Voltage Protection	-	by internal fuse					





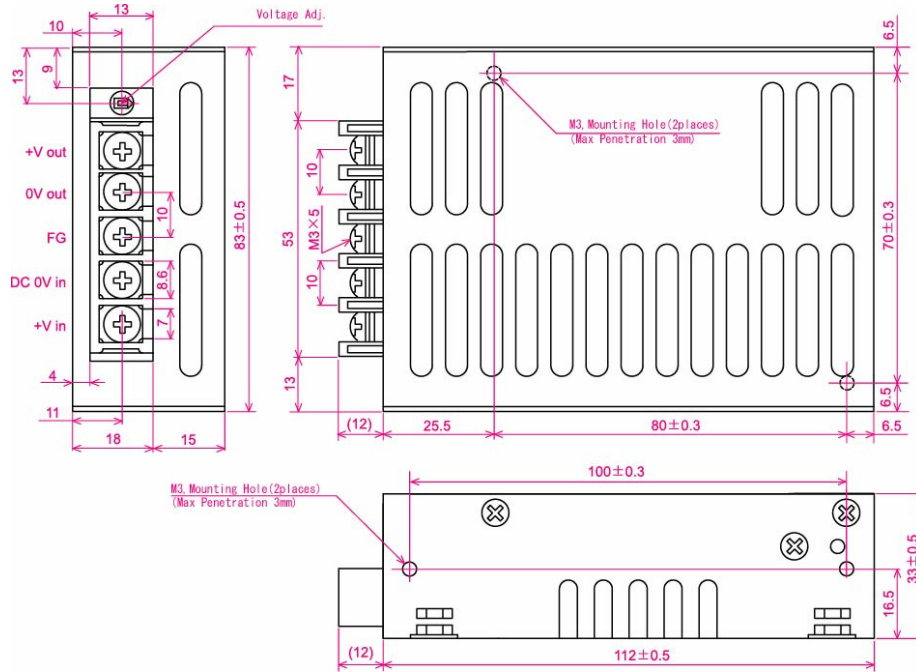
MODEL/CHANNEL		Unit	SVB05-SC12	SVB12-SC12	SVB15-SC12	SVB24-SC12	SVB48-SC12
INPUT	Input Voltage 12V	Vdc	DC12V				
	Input Voltage Range	Vdc	DC9.2~16V				
	Efficiency	%	79	80	82	85	85
MODEL/CHANNEL		Unit	SVB05-SC24	SVB12-SC24	SVB15-SC24	SVB24-SC24	SVB48-SC24
	Input Voltage 24V	Vdc	DC24V				
	Input Voltage Range	Vdc	DC19~32V				
	Efficiency	%	81	83	85	87	88
MODEL/CHANNEL		Unit	SVB05-SC48	SVB12-SC48	SVB15-SC48	SVB24-SC48	SVB48-SC48
	Input Voltage 48V	Vdc	DC48V				
	Input Voltage Range	Vdc	DC38~63V				
	Efficiency	%	82	84	86	88	89
MODEL/CHANNEL		Unit					
Environment	Operating Temperature	°C	0 to +50°C				
	Operating Humidity	%	85%RH(non-condensing)				
	Storage Temperature	°C	-20 to +85°C				
	Storage Humidity	%	85%RH(non-condensing)				
	Withstand Voltage Primary-Secondary	-	Primary-Secondary AC2,000V for 1minute Primary-Frame Ground AC2,000V for 1minute Secondary-Frame Ground AC500V for 1minute				
	Isolation Resistance	-	Primary-Secondary-Frame Ground 50MΩ(minimum) by DC500V insulation tester				
	Vibration	-	5-10Hz: 10mm double amplitude,10-55Hz: 19.6m/s ² , 20 minutes period for 60minutes each along X,Y,Z axes(non-operating)				
	Shock	-	294m/s ²				
	Cooling	-	Convection				
Ref. MTBF	H	750,000					
Dimension	Size(WxHxD) / Weight	mm/g	83Wx112Lx33H/410g				



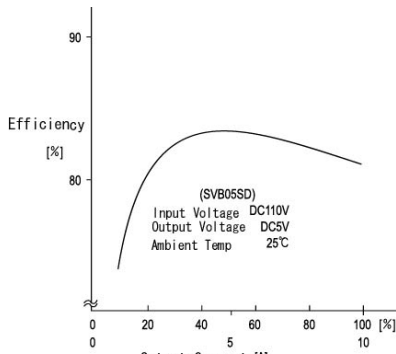


Dimension Diagram (mm)

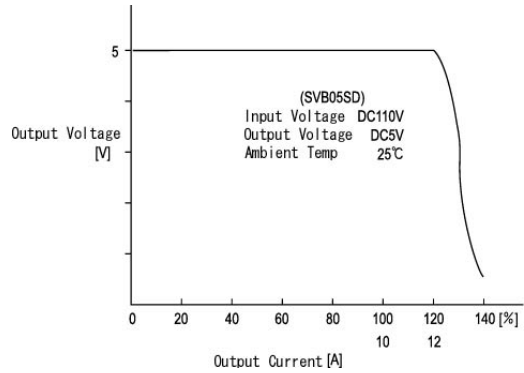
50W



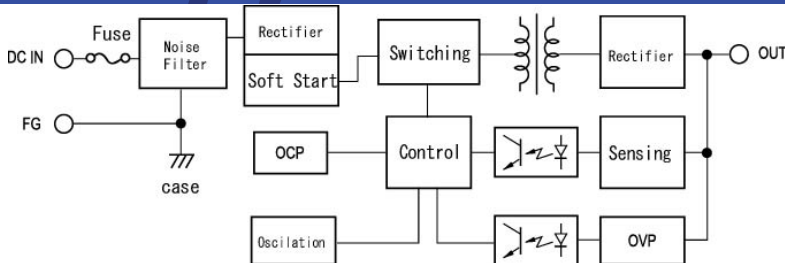
Efficiency Curve



OCP Curve



Block Diagram



X-ON Electronics

Largest Supplier of Electrical and Electronic Components

Click to view similar products for [Isolated DC/DC Converters](#) category:

Click to view products by [ETA](#) manufacturer:

Other Similar products are found below :

[ESM6D044440C05AAQ](#) [FMD15.24G](#) [PSL486-7LR](#) [PSR152.5-7IR](#) [Q48T30020-NBB0](#) [AVO240-48S12B-6L](#) [AVO250-48S28B-6L](#) [NAN-0505](#) [HW-L16D](#) [JAHW100Y1](#) [217-1617-001](#) [22827](#) [SPB05C-12](#) [SQ24S15033-PS0S](#) [18952](#) [19-130041](#) [CE-1003](#) [CE-1004](#) [GQ2541-7R](#) [PSE1000DCDC-12V](#) [RDS180245](#) [MAU228](#) [419-2065-201](#) [449-2075-101](#) [TME 0303S](#) [TME 0505S](#) [TME 1205S](#) [TME 1212S](#) [TME 2405S](#) [TME 2412S](#) [V300C24C150BG](#) [419-2062-200](#) [419-2063-401](#) [419-2067-101](#) [419-2067-501](#) [419-2068-001](#) [DCG40-5G](#) [DFC15U48D15](#) [449-2067-000](#) [XGS-0512](#) [XGS-1205](#) [XGS-1212](#) [XGS-2412](#) [XGS-2415](#) [XKS-1215](#) [033456](#) [NCT1000N040R050B](#) [SPB05B-15](#) [SPB05C-15](#) [TME 0509S](#)