

# RTM miniature timers

## → Plug-IN

- Miniature plug-in timer (21 x 27 mm)
- Function A : Delay on energisation
- Multi-range 0.1 s to 10 h
- Excellent noise resistance
- Relay output, 2 or 4 changeover contacts



### Specifications

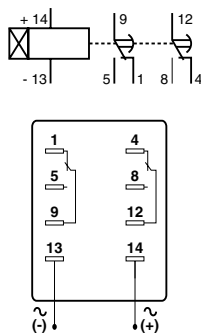
Type	Functions	Relay outputs	Nominal rating	Supply voltage	Absorbed power (W)	Code
RTMA2	A	2 timed changeover	5 A AC	12 VDC	1.5	88 895 201
	A	2 timed changeover	5 A AC	24 VDC	1.2	88 895 202
	A	2 timed changeover	5 A AC	24 VAC	1.7	88 895 203
	A	2 timed changeover	5 A AC	110 VAC	2.6	88 895 206
	A	2 timed changeover	5 A AC	230 VAC	3	88 895 207
RTMA4	A	4 timed changeover	3 A AC	12 V DC	1.5	88 896 201
	A	4 timed changeover	3 A AC	24 V DC	1.2	88 896 202
	A	4 timed changeover	3 A AC	24 V AC	1.7	88 896 203
	A	4 timed changeover	3 A AC	127 V AC	2.6	88 896 206
	A	4 timed changeover	3 A AC	230 V AC	3	88 896 207

### Accessories

	Code
PCB base RTMA2	26 532 709
Base for DIN rail mounting RTMA2	26 532 707
Spring clips for DIN rail mounting base	26 532 702
Spring clips for PCB base	26 532 704
PCB base RTMA4	26 532 708
Base for DIN rail mounting RTMA4	26 532 706

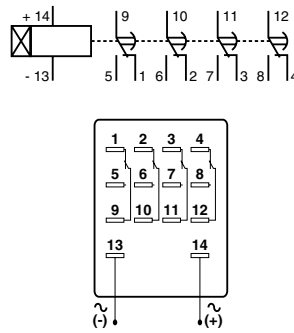
### Connections

#### RTMA 2



13 - 14 Supply  
 1 - 5 - 9 / 4 - 8 - 12 Timed or instantaneous  
 (switch set to "INST") relay outputs

#### RTMA4



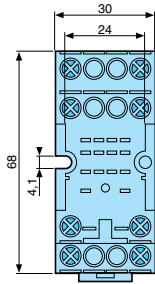
13 - 14 Supply  
 1 - 5 - 9 / 2 - 6 - 10 / 3 - 7 - 11 / 4 - 8 - 11  
 Timed or instantaneous (switch set to  
 "INST") relay outputs

## General characteristics

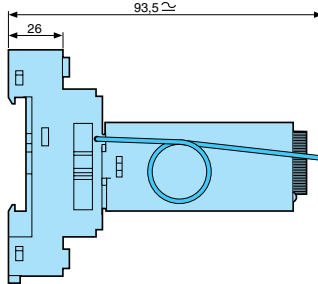
Timing ranges	0.1 → 1s 1 → 10s 0.1 → 1 min 1 → 10 min 0.1 → 1h 1 → 10 h 10 → 100 h
Display accuracy	-0 % / + 10 % at 25 °C of full scale, according to CEI/EN61812
Repetition accuracy (with constant parameters)	± 0.5 %
Drift Temperature	± 0.05 %/°C
Drift Voltage	± 0.2 %/V
Maximum reset time by de-energisation during timed delay	50 ms
Maximum reset time by de-energisation after timing	250 ms
Operating range	±15 % of supply (AC) ±10 % of supply (DC)
Frequency (Hz)	50/60 Hz ± 1 Hz
Immunity from micro power cuts : typical	< 5 ms
Ripple	± 10 % (DC)
Operator factor	100 %
<b>Output specification</b>	
Maximum power rating (resistive)	1250 VA / 120 W
Minimum current	100 mA
Maximum breaking voltage	250 V AC
Type of contacts	AgNi
Max. permitted number of operations at 1 max 250 V AC resistive per hour	600
Electrical life at I max., 250 V AC resistive (number of operations)	10 <sup>5</sup>
Mechanical life (operations)	10 <sup>7</sup>
Breakdown voltage conforming to IEC/EN 61812-1 and 60601-1	2 kV at 1 mA / 1 min / 50 Hz
<b>Function and use</b>	
Display of output state by LED	Green : power on yellow : output on
Conformity to standards	CEI/EN61812-1, CEI/EN60601-1, EN50081-2, EN61000-6-2, CEI/EN60601-1-2, Directives BT (73/23/CEE + 93/68/CEE (CE marking) ) + CEM (89/336/CEE)
Approvals	UL - cUL
Temperatures limits use (°C)	-20 → +60
Temperature limits stored (°C)	-40 → +70
Insulation coordination (IEC 60664-1)	4 kV / surge category 3
Degree of protection IEC 60529	IP 50 (casing)
Vibration resistance acc. to IEC 68-2-6	f = 10 → 55 Hz A = 0.35 mm
Relative humidity (no condensation)	95 % max (CEI 60068-2-3)
Electromagnetic compatibility	Class 2 according to EN61812-1/A11
Immunity to electrostatic discharges acc. IEC/EN 61000-4-2	Level III (Air 8 K : contact 6kV)
Immunity to electrostatic fields acc. ENV 50140/204 (IEC 1000-4-3)	Level III (10 V/m : 26 MHz to 1 GHz / 900 MHz)
Immunity to rapid transient bursts acc. to IEC 1000-4-4	Level III (Direct 2 kV : coupled 1kV)
Immunity to radio frequency in common mode acc. to ENV (CEI 1000-4-6)	Level III (10 V (rms) : 0.15 MHz to 80 Mhz)
Immunity to shock waves according to IEC/EN 61000-4-5	AC : level III (common mode 2 kV, differential mode : 1 kV) DC : MC/MD : 0.5 kV
Immunity to voltage dips and breaks acc. to IEC 1000-4-11	30 % / 10 ms 60 % / 100 ms / 1 s > 95 % 5 s
Mains-borne and radiated emissions acc. to EN 55022 (EN 55011 Group 1)	Class B
Material housing	Self-extinguishing
Weight (g)	55

## Dimensions

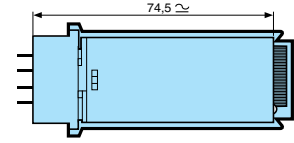
Base for DIN rail mounting  
RTMA2 - 26 532 707



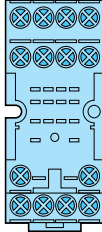
Spring clip for DIN rail base  
26 532 702



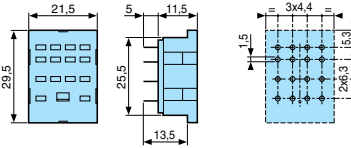
Spring clip for PCB base  
26 532 704



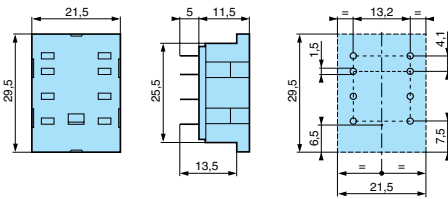
Base for DIN rail mounting  
RTMA4 - 26 532 706



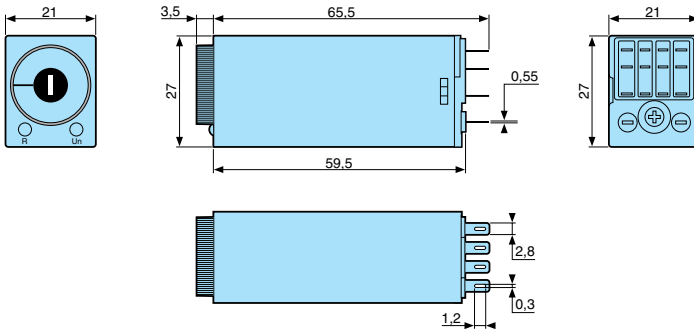
PCB base RTMA4 - 26 532 708



PCB base RTMA2  
26 532 709

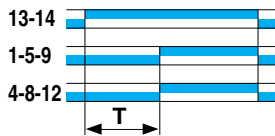


RTMA2 - RTMA4



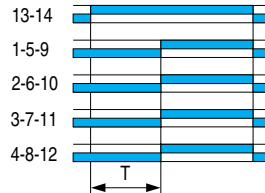
## Curves

RTMA2



2 relays

RTMA4



4 relays

## Other information

For single-range versions, please consult us.



## X-ON Electronics

Largest Supplier of Electrical and Electronic Components

*Click to view similar products for [Timers](#) category:*

*Click to view products by [Crouzet](#) manufacturer:*

Other Similar products are found below :

[79237785](#) [H3DS-GL AC24-230/DC24-48](#) [H5AN-4DM DC12-24](#) [H5CN-XDNM AC100-240](#) [H5CN-YAN AC100-240](#) [H5CX-L8S-N AC100-240](#) [H3AMNSCAC100240](#) [H3AM-NSR-B AC100-240](#) [H3CA-8 DC12](#) [H3CR-A8-302 DC24](#) [H3CR-F AC24-48/DC12-48](#) [H3CR-G8EL AC200-240](#) [H5AN-4D DC12-24](#) [81506944](#) [88225029](#) [H5S-YB4-X](#) [H3CR-A-301 AC100-240/DC100-125](#) [H3CR-AS AC24-48/DC12-48](#) [H3DK-GE AC240-440](#) [H3RN-2 AC24](#) [H3RN-21 AC24](#) [H3CR-H8RL AC/DC24 M](#) [H3CR-H8RL AC100-120 S](#) [H3CR-G8EL-31 AC100-120](#) [H3CR-H8RL AC100-120 M](#) [H3CR-HRL AC100-120 M](#) [H3CR-A8-301 AC24-48/DC12-48](#) [H3CR-H8RL AC/DC24 S](#) [H7AN-2D DC12-24](#) [H5CN-XANS DC12-48](#) [H3CA-8 DC110](#) [H7AN-W4DM DC12-24](#) [H7AN-4DM DC12-24](#) [H7AN-4D DC12-24](#) [H7AN-RT6M AC100-240](#) [H3CA-8H AC200/220/240](#) [MTR17-BA-U240-116](#) [PM4HSDM-S-AC240VS](#) [PM4HSDM-S-AC240VSW](#) [PO-405](#) [600DT-CU](#) [H3Y-2-B DC24 30S](#) [PM4HF8-M-DC24V](#) [PM4HS-H-DC12VSW](#) [H3Y-2-B AC100-120 10S](#) [H3Y-2-B AC100-120 30S](#) [H3C-R](#) [H3CR-A8-301 24-48AC/12-48DC](#) [H3CR-A8E 24-48AC/DC](#) [H3CR-F8 100-240AC/100-125DC](#)