



FEATURES:

- Wide Input Range (4:1)
- 24 Pin DIP Package
- Metal package
- High efficiency up to 75%
- Operating temperature -40°C to + 85°C
- Input / Output isolation 1500 or 3500VDC
- Pin compatible with multiple manufacturers
- Continuous short circuit protection



Models Single output

Model	Input Voltage (V)	Output Voltage (V)	Output Current max (mA)	Capacitive load, max (µF)	Efficiency (%)
AM4TW-2403S-VZ	9-36	3.3	1000	1000	66
AM4TW-2405S-VZ	9-36	5	800	1000	71
AM4TW-2412S-VZ	9-36	12	333	330	74
AM4TW-2415S-VZ	9-36	15	266	220	74
AM4TW-4803S-VZ	18-72	3.3	1000	1000	66
AM4TW-4805S-VZ	18-72	5	800	1000	72
AM4TW-4812S-VZ	18-72	12	333	330	73
AM4TW-4815S-VZ	18-72	15	266	220	74
AM4TW-2403SH35-VZ	9-36	3.3	1000	1000	66
AM4TW-2405SH35-VZ	9-36	5	800	1000	71
AM4TW-2412SH35-VZ	9-36	12	333	330	74
AM4TW-2415SH35-VZ	9-36	15	266	220	74
AM4TW-4803SH35-VZ	18-72	3.3	1000	1000	66
AM4TW-4805SH35-VZ	18-72	5	800	1000	72
AM4TW-4812SH35-VZ	18-72	12	333	330	73
AM4TW-4815SH35-VZ	18-72	15	266	220	74

Models Dual output

Model	Input Voltage (V)	Output Voltage (V)	Output Current max (mA)	Capacitive load, max (µF)	Efficiency (%)
AM4TW-2405D-VZ	9-36	±5	±400	±470	70
AM4TW-2412D-VZ	9-36	±12	±166	±100	72
AM4TW-2415D-VZ	9-36	±15	±133	±68	75
AM4TW-4805D-VZ	18-72	±5	±400	±470	72
AM4TW-4812D-VZ	18-72	±12	±166	±100	73
AM4TW-4815D-VZ	18-72	±15	±133	±68	74
AM4TW-2405DH35-VZ	9-36	±5	±400	±470	70
AM4TW-2412DH35-VZ	9-36	±12	±166	±100	72
AM4TW-2415DH35-VZ	9-36	±15	±133	±68	75
AM4TW-4805DH35-VZ	18-72	±5	±400	±470	72
AM4TW-4812DH35-VZ	18-72	±12	±166	±100	73
AM4TW-4815DH35-VZ	18-72	±15	±133	±68	74

Input Specifications

Parameters	Nominal	Typical	Maximum	Units
Voltage Range	24	9-36		VDC
	48	18-72		
Filter	π (Pi) Network			
Start up time		20		Ms
Peak Input Voltage time		15		Ms
Absolute Max Rating	24 Vin	-0.7-40		VDC
	48 Vin	-0.7-80		

Isolation Specifications

Parameters	Conditions	Typical	Rated	Units
Tested I/O voltage	3 sec		1500 (3500 H35 model)	VDC
Resistance		> 1000		MOhm
Capacitance		60		pF

Output Specifications

Parameters	Conditions	Typical	Maximum	Units
Voltage Balance	Balanced Load	±1		%
Voltage accuracy		±1		%
Short circuit protection		Continuous		
Short circuit restart		Auto Recovery		
Line voltage regulation		±0.5		%
Load voltage regulation		±0.5		%
Temperature coefficient		±0.02		%/°C
Ripple & Noise*	At 20MHz Bandwidth	60		mV p-p

* In order to achieve ripple and noise specification, a 100µF capacitor is required to be connected to the output of the converter

General Specifications

Parameters	Conditions	Typical	Maximum	Units
Switching frequency	100% load	100-400		KHz
Operating temperature	Full Load (see derating chart)		-40 to +85	°C
Storage temperature			-40 to +125	°C
Max Case temperature			100	°C
Cooling		Free air convection		
Humidity			95	%
Case material		Nickel coated copper		
Weight		12.16		g
Dimensions(L x W x H)	Tolerance ±0.5 mm or ±0.02 inches	1.25 x 0.8 x 0.4 inches	31.75 x 20.32 x 10.16 mm	
MTBF		>2,200,000 hrs (MIL-HDBK -217F, Ground Benign, t=+25°C)		

Safety Specifications

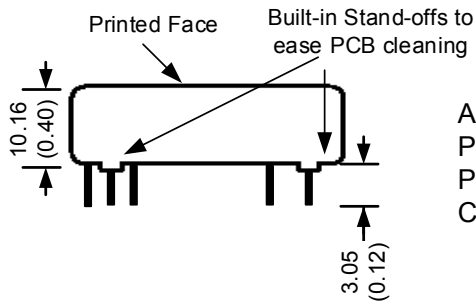
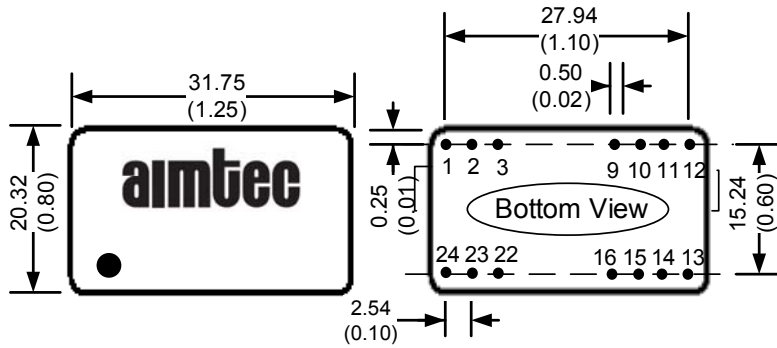
Parameters	
Standards	Designed to meet IEC 60950-1

NOTE: All specifications in this datasheet are measured at an ambient temperature of 25°C, humidity<75%, nominal input voltage and at rated output load unless otherwise specified.

Pin Out Specifications

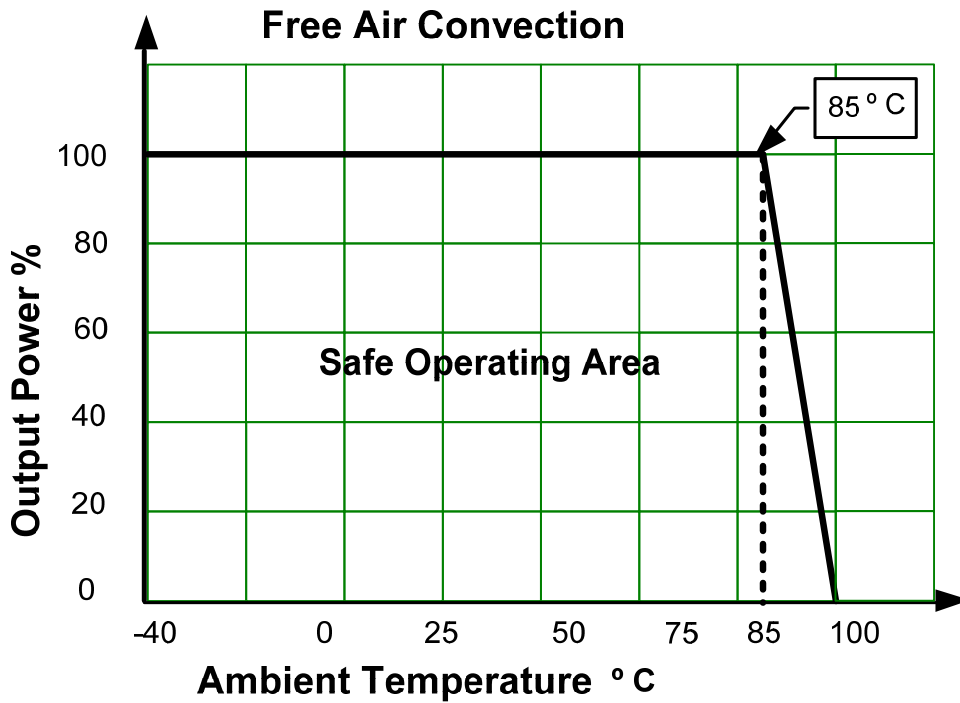
Pin	1500VDC		3500VDC	
	Single	Dual	Single	Dual
1	+V Input	+V Input	No pin	No pin
2	N.C.	-V Output	-V Input	-V Input
3	N.C.	Common	-V Input	-V Input
9	No pin	No pin	No pin	Common
10	-V Output	Common	No pin	No pin
11	+V Output	+V Output	N.C.	-V Output
12/13	-V Input	-V Input	No pin	No pin
14	+V Output	+V Output	+V Output	+V Output
15	-V Output	Common	No pin	No pin
16	No pin	No pin	-V Output	Common
22	N.C.	Common	+V Input	+V Input
23	N.C.	-V Output	+V Input	+V Input
24	+V Input	+V Input	No pin	No pin

Dimension



All dimensions are typical: millimeters (inches)
 Pin Diameter: 0.50 ± 0.05 (0.02 ± 0.002)
 Pin Pitch Tolerance: ± 0.35 (± 0.014)
 Case Tolerance: ± 0.5 (± 0.02)

Derating



NOTE: 1. Datasheets are updated as needed and as such, specifications are subject to change without notice. Once printed or downloaded, datasheets are no longer controlled by Aimtec; refer to www.aimtec.com for the most current product specifications. 2. Product labels shown, including safety agency certifications on labels, may vary based on the date manufactured. 3. Mechanical drawings and specifications are for reference only. 4. All specifications are measured at an ambient temperature of 25°C, humidity<75%, nominal input voltage and at rated output load unless otherwise specified. 5. Aimtec may not have conducted destructive testing or chemical analysis on all internal components and chemicals at the time of publishing this document. CAS numbers and other limited information are considered proprietary and may not be available for release. 6. This product is not designed for use in critical life support systems, equipment used in hazardous environments, nuclear control systems or other such applications which necessitate specific safety and regulatory standards other the ones listed in this datasheet. 7. Warranty is in accordance with Aimtec's standard Terms of Sale available at www.aimtec.com.

X-ON Electronics

Largest Supplier of Electrical and Electronic Components

Click to view similar products for [Isolated DC/DC Converters](#) category:

Click to view products by [Aimtec](#) manufacturer:

Other Similar products are found below :

[ESM6D044440C05AAQ](#) [FMD15.24G](#) [PSL486-7LR](#) [PSR152.5-7IR](#) [Q48T30020-NBB0](#) [AVO240-48S12B-6L](#) [AVO250-48S28B-6L](#) [NAN-0505](#) [HW-L16D](#) [JAHW100Y1](#) [217-1617-001](#) [22827](#) [SPB05C-12](#) [SQ24S15033-PS0S](#) [18952](#) [19-130041](#) [CE-1003](#) [CE-1004](#) [GQ2541-7R](#) [PSE1000DCDC-12V](#) [RDS180245](#) [MAU228](#) [419-2065-201](#) [449-2075-101](#) [J80-0041NL](#) [V300C24C150BG](#) [419-2062-200](#) [419-2063-401](#) [419-2067-101](#) [419-2067-501](#) [419-2068-001](#) [DCG40-5G](#) [DFC15U48D15](#) [449-2067-000](#) [XGS-0512](#) [XGS-1205](#) [XGS-1212](#) [XGS-2412](#) [XGS-2415](#) [XKS-1215](#) [033456](#) [NCT1000N040R050B](#) [SPB05B-15](#) [SPB05C-15](#) [SSQE48T25025-NAA0G](#) [L-DA20](#) [HP3040-9RG](#) [HP1001-9RTG](#) [NVD0.4YJJ-M6G](#) [XKS-2415](#)