

## AML51 Series

### Buttons/Lens for Switches and Indicators



#### DESCRIPTION

Honeywell's AML51 Series buttons/lens for switches and indicators have an attractive appearance and are easy to install. They are designed to achieve the best balance of human factors and aesthetic appearance. With the operator height and the

compatibility of square and rectangular shapes, there's no visual clutter to distract from man/machine communication. Colors are bright and uniform, providing a strong definition and good visibility.

#### FEATURES

- Constructed from polycarbonate for ruggedness and durability
- Square and rectangle shaped buttons and lenses offered
- Display types with and without legend include transmitted color, dead front, and projected color
- Variety of colors (both lit and unlit), including red, yellow, green, blue, white, black, gray and amber

#### POTENTIAL APPLICATIONS

Manual operations, including control boards and panels in

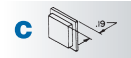
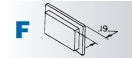
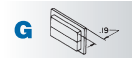

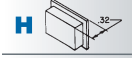




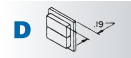
- Industrial and test equipment
- Computer mainframes and peripherals
- Process control
- Medical instrumentation

# AML51 Series

## PRODUCT NOMENCLATURE – Pushbutton

For Incandescent or non-lighted display switches and pushbutton style indicators.

For example, a **AML51-C10R** part number defines a full-color, red, square AML51 Series Pushbutton, with transmitted color and no legend.

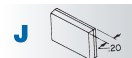
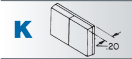

AML51 Product Series	C Pushbutton Style <sup>1</sup>	10 Display Legend/Type	R Full Color or 1st Color Split	- 2nd Color Split
AML51	Switches and Indicators	Transmitted Color		
	<b>C</b> 	<b>10</b> No legend	<b>R</b> Red	None
	<b>F</b> 	<b>20</b> With legend on cap	<b>Y</b> Yellow	<b>R</b> Red
	<b>G</b> 	Transmitted Color <i>Clear cap and color insert</i>	<b>G</b> Green	<b>Y</b> Yellow
	<b>A</b> 		<b>B</b> Blue	<b>G</b> Green
	<b>H</b> 	Dead Front <i>Smoky gray cap and color insert</i>	<b>W****</b> White	<b>B</b> Blue
	<b>N*</b> 	<b>30</b> No legend	<b>K***</b> Black	<b>W****</b> White
	<b>B*</b> 	<b>40</b> With legend on insert	<b>L***</b> Gray	<b>K***</b> Black
	<b>E*</b> 	Projected Color**** <i>White cap and color insert</i>	<b>A**</b> Amber	<b>L***</b> Gray
	<b>M*</b> 			<b>A**</b> Amber
	<b>D</b> 	Indicators only <sup>2</sup>		
		<b>11</b> No legend		
		<b>21</b> With legend on insert		
		<b>50</b> No legend		
		<b>60</b> With legend on cap		

<sup>1</sup> For Incandescent or non-lighted display switches and pushbutton style indicators.  
<sup>2</sup> For use with AML41D indicators only.  
 \*Available with transmitted color (10 or 20) only.  
 \*\*Available with transmitted color and dead front only.  
 \*\*\*Black and gray not recommended for lighted display.  
 \*\*\*\*Insert is clear for projected color when "W" is used.

## PRODUCT NOMENCLATURE – Lens

For incandescent display AML41J, K, and L lens style indicators only.

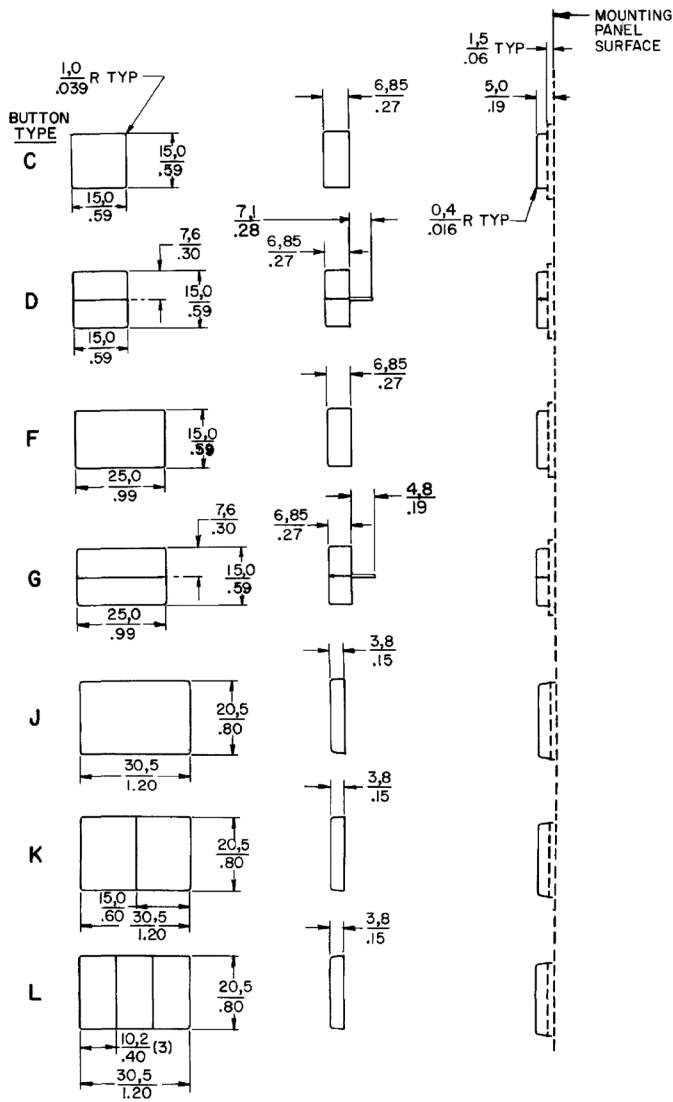
For example, a **AML51-J10R** part number defines a full-color, red, rectangular AML51 Series Lens, with transmitted color and no legend.

AML51 Product Series	J Lens Style <sup>1</sup>	10 Display Legend/Type	R Full Color or 1st Color Split	- 2nd Color Split	- 3rd Color Split
AML51	J 	Transmitted Color	<b>R</b> Red	None	None
	K 	<b>10</b> No legend	<b>Y</b> Yellow	<b>R</b> Red	<b>R</b> Red
	L 	Dead Front <i>Smoky gray cap and color insert</i>	<b>G</b> Green	<b>Y</b> Yellow	<b>Y</b> Yellow
		<b>20</b> With legend	<b>B</b> Blue	<b>G</b> Green	<b>G</b> Green
		Transmitted Color <i>Clear cap and color insert</i>	<b>W*</b> White	<b>B</b> Blue	<b>B</b> Blue
		<b>11</b> No legend	<b>A**</b> Amber	<b>W*</b> White	<b>W*</b> White
		Projected Color* <i>White cap and color insert</i>		<b>A**</b> Amber	<b>A**</b> Amber
		<b>21</b> With legend			
		<b>50</b> No legend			
		<b>60</b> With legend			

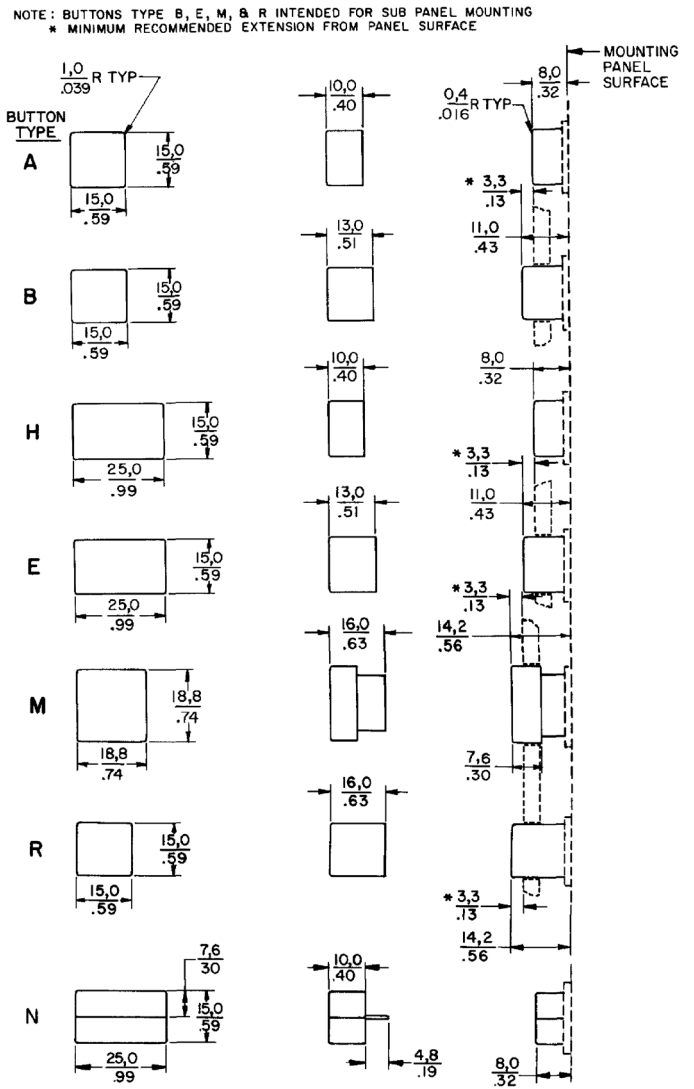
<sup>1</sup> For incandescent display AML41J, K, and L lens style indicators only.  
 \*Insert is clear for projected color when "W" is used.  
 \*\*Available with transmitted color and dead front only.

# Buttons/Lens for Switches and Indicators

## DIMENSIONS – Standard



## DIMENSIONS – Extended



This Honeywell datasheet supports the following MICRO SWITCH™ AML51 Series Listings

- AML51-C10B
- AML51-C10G
- AML51-C10K
- AML51-C10R
- AML51-C10W
- AML51-C10Y
- AML51-C11W
- AML51-F10G
- AML51-F10R
- AML51-F10W
- AML51-R10W
- AML51-R20R

# AML51 Series

## Buttons/Lens for Switches and Indicators

**Warranty.** Honeywell warrants goods of its manufacture as being free of defective materials and faulty workmanship. Honeywell's standard product warranty applies unless agreed to otherwise by Honeywell in writing; please refer to your order acknowledgement or consult your local sales office for specific warranty details. If warranted goods are returned to Honeywell during the period of coverage, Honeywell will repair or replace, at its option, without charge those items it finds defective. **The foregoing is buyer's sole remedy and is in lieu of all warranties, expressed or implied, including those of merchantability and fitness for a particular purpose. In no event shall Honeywell be liable for consequential, special, or indirect damages.**

While we provide application assistance personally, through our literature and the Honeywell web site, it is up to the customer to determine the suitability of the product in the application.

Specifications may change without notice. The information we supply is believed to be accurate and reliable as of this printing. However, we assume no responsibility for its use.

### Find out more

Honeywell serves its customers through a worldwide network of sales offices, representatives and distributors. For application assistance, current specifications, pricing or name of the nearest Authorized Distributor, contact your local sales office. To learn more about Honeywell's sensing and control products, call **+1-815-235-6847/1-800-537-6945**, visit **sensing.honeywell.com**, or e-mail inquiries to **info.sc@honeywell.com**

Sensing and Control  
Honeywell  
1985 Douglas Drive North  
Golden Valley, MN 55422 USA  
**sensing.honeywell.com**

### **WARNING**

#### **MISUSE OF DOCUMENTATION**

- The information presented in this datasheet is for reference only. DO NOT USE this document as product installation information.
- Complete installation, operation and maintenance information is provided in the instructions supplied with each product.

**Failure to comply with these instructions could result in death or serious injury.**

### **WARNING**

#### **PERSONAL INJURY**

DO NOT USE these products as safety or emergency stop devices or in any other application where failure of the product could result in personal injury.

**Failure to comply with these instructions could result in death or serious injury.**

# Honeywell

## X-ON Electronics

Largest Supplier of Electrical and Electronic Components

*Click to view similar products for [Industrial Panel Mount Indicators / Switch Indicators](#) category:*

*Click to view products by [Honeywell](#) manufacturer:*

Other Similar products are found below :

[LW1A-P1-W](#) [LW1B-A0L](#) [01-152.025](#) [D38999/20FJ29PB L/C](#) [704-6020](#) [704-6026](#) [73.362.4028.0](#) [EUS-704.000.7](#) [750-1520](#) [9001OA120](#)  
[99-450.837](#) [99-455.837](#) [99-486.837](#) [99-901.9](#) [99-902.9](#) [99-908.0](#) [99-909.4](#) [99-909.5](#) [A0244J1](#) [A3DT-500Y](#) [AL6M-P7P-A](#) [AOLQW-2B0600](#)  
[AP1M255-A](#) [APD106LN-A](#) [APD106LN-G](#) [APN1126-G](#) [APS122DN-W](#) [ATN2100](#) [AYLW4L-A](#) [18-237.035](#) [C0180AANA](#) [HW1A-L1-](#)  
[GD](#) [HW1A-P2-GL](#) [HW1F-3G](#) [HW1R-2DF20-R](#) [HW1X-BM411-R](#) [HW2A-L1-GL](#) [HW2A-P1-GD](#) [HW4S-31L](#) [HWAZ1N-OB](#) [PA2200/1](#)  
[PA2SHIELD](#) [21-931.2](#) [96-923.5](#) [1625006](#) [99-451.837](#) [99-480.837](#) [99-481.837](#) [99-908.9](#) [99-909.2](#)