



(2.00 mm) .0787"



TMM-110-01-S-D-SM



TMM-112-01-F-S-SM

TMM SERIES

LOW-PROFILE SMT HEADER

SPECIFICATIONS

For complete specifications and recommended PCB layouts see www.samtec.com?TMM

Insulator Material: Black Liquid Crystal Polymer

Terminal Material: Phosphor Bronze

Plating: Sn or Au over

50 μm (1.27 μm) Ni

Current Rating: 3.2 A per pin

(2 pins powered)

Operating Temp Range: -55 °C to +105 °C with Tin;

-55 °C to +125 °C with Gold

Voltage Rating: 281 VAC mated with SQW;

250 VAC mated with SQT

RoHS Compliant: Yes

Board Mates:

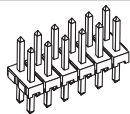
CLT, SQT, SQW, ESQT, TLE, SMM, MMS

Cable Mates:

TCSD

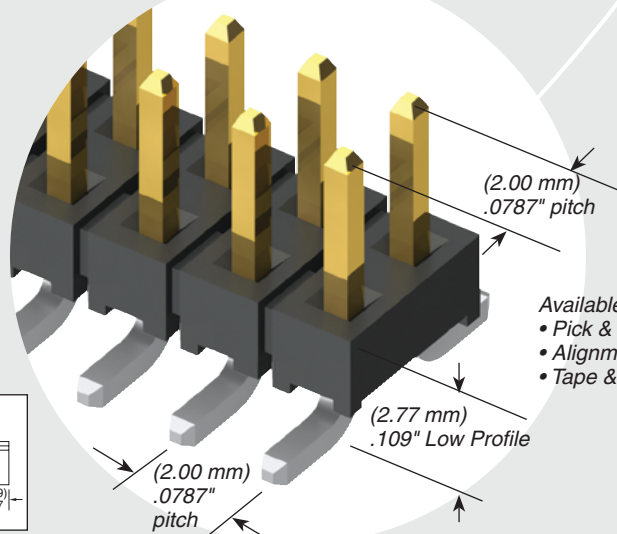
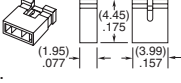
OTHER SOLUTIONS

Through-hole



2 mm Shunt

Specify **2SN-BK-G** for 2 mm shunt with Gold plating.



Available with optional

- Pick & place pads
- Alignment pins
- Tape & reel packaging

PROCESSING

Lead-Free Solderable: Yes

SMT Lead Coplanarity: (0.15 mm) .006" max*

*(.004" stencil solution may be available; contact IPG@samtec.com)

RECOGNITIONS

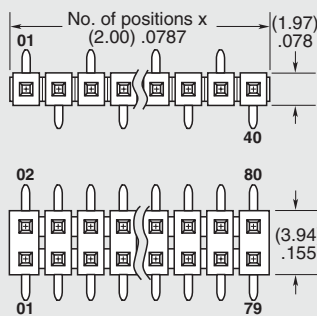
For complete scope of recognitions see www.samtec.com/quality



ALSO AVAILABLE (MOQ Required)

- Other platings

TMM	1 NO. PINS PER ROW	LEAD STYLE	PLATING OPTION	ROW OPTION	SM	OTHER OPTION
02 thru 40		Specify LEAD STYLE from chart below.	<p>-F = Gold flash on post, Matte Tin on tail</p> <p>-L = 10 μm (0.25 μm) Gold on post, Matte Tin on tail</p> <p>-S = 30 μm (0.76 μm) Gold on post, Matte Tin on tail</p> <p>-T = Matte Tin</p>	<p>-S = Single Row</p> <p>-D = Double Row</p>	<p>-A = Alignment Pin (Metal or plastic at Samtec's discretion) (5 positions minimum) (-D only)</p> <p>-XXX = Polarized Position (Specify position of omitted pin)</p> <p>-P = Pick & Place Pad (3 positions minimum)</p> <p>-TR = Tape & Reel Packaging (3 thru 36 positions only)</p>	



LEAD STYLE	A	MATES WITH
-01	(3.20) .126	SQT, SQW, ESQT, TLE, SMM, MMS, TCSD
-04	(1.91) .075	CLT
-05	(1.65) .065	
-06	(4.27) .168	CLT-BE

Note: Some lengths, styles and options are non-standard, non-returnable.

Due to technical progress, all designs, specifications and components are subject to change without notice.

WWW.SAMTEC.COM

All parts within this catalog are built to Samtec's specifications. Customer specific requirements must be approved by Samtec and identified in a Samtec customer-specific drawing to apply.

X-ON Electronics

Largest Supplier of Electrical and Electronic Components

Click to view similar products for [Headers & Wire Housings](#) category:

Click to view products by [Samtec](#) manufacturer:

Other Similar products are found below :

[95000-104TRLF](#) [10135584-644402LF](#) [DF62W-EP2022PCA](#) [95000-106TRLF](#) [DF62W-2022SCA](#) [DF62W-EP2022PC](#) [2203348](#) [DF62W-2022SC](#) [1084018](#) [1029039](#) [1084017](#) [802-10-012-10-002000](#) [1112640](#) [1112639](#) [000-34000](#) [0009482033](#) [0009507031](#) [57102-S06-03LF](#) [57202-S52-04LF](#) [PCN6-15S-2.5E](#) [0039019024](#) [58102-G61-06LF](#) [582553-1](#) [0009485154](#) [0009508121](#) [0022285053](#) [0050291907](#) [018731A](#) [LY20-4P-DT1-P1E-BR](#) [02.125.8002.8](#) [60101931](#) [60598-1 \(Cut Strip\)](#) [M1625-3R/100](#) [61062-3](#) [61082-181009](#) [636-1427](#) [638009-1](#) [641938-9](#) [641991-4](#) [644168-1](#) [647662-1](#) [65039-019ELF](#) [65781-047](#) [65817-002LF](#) [65817-015LF](#) [65863-015LF](#) [66207-023LF](#) [67016-026LF](#) [67046-001LF](#) [67095-007LF](#)