

3M™ Mini-Clamp II Socket

Designed for Wiring Supplied from Europe and North America
2 mm, IDC, Wiremount, Optional Latch

373 Series



- Designed to accommodate typical wiring specifications per Europe and North America suppliers.
- Easy, quick and reliable IDC termination
- Integrated cable retention
- Design accepts multiple wire size diameter
- No special tooling needed
- Latch helps enable rugged field termination
- Compact design saves board space
- High number of mating cycles
- RoHS compliant as declared in Regulatory Information Appendix notes E1 & C1

Date Modified:3/10/2008

TS-2234-D
Sheet 1 of 4

Physical

Insulation

Material: Glass Reinforced Thermoplastic Body & Lower Cover, Transparent Thermoplastic Cover
Flammability: UL 94V-0
Color: Black Body, Cover – White & Color (see Table 1)

Contact

Material: Copper Alloy

Plating

Underplating: 1.27-2.54 μm [50-100 μ''] Nickel
Wiping Area: 0.2 μm [8 μ''] Minimum Gold with Lubricant
IDC: 2.0-7.62 μm [80-300 μ''] Matte Tin

Wire Accomodation: Copper Alloy, 7-19 Bare and Tinned Strands, 0.14-0.50 mm², 20-26 AWG

Wire Insulation: Flexible Vinyl, Semi-Flexible Vinyl, Polyethylene, X-Linked Polyethylene, or PTFE
For approved cables contact your local sales representative

Marking: 3M Logo, Position Indicator, Wire gauge, Insulator Material

Electrical

Current Rating: 3.0 Amps

Voltage Rating: 32 Volts

Insulation Resistance: $>1 \times 10^6 \Omega$ at 600 V_{DC}

Withstanding Voltage: 1000 V_{RMS} at Sea Level

Environmental

Temperature Ratings: -20°C to 85°C

UL File No: E68080

3M
Interconnect Solutions
<http://www.3M.com/interconnects/>

3M and Scotchlok are trademarks of 3M Company.
For technical, sales or ordering information
call your local sales representative

3M™ Mini-Clamp II Socket

Designed for Wiring Supplied from Europe and North America
2mm, IDC, Wiremount, Optional Latch

373 Series

No Latch

# Positions	Dim A
3	13.8 [.54]
4	15.8 [.62]

Table 1				
Wire OD	1.6 ~ 2.0 [.063~.079]	1.2 ~ 1.6 [.047~.063]	1.0 ~ 1.2 [.039~.047]	0.8 ~ 1.0 [.031~.039]
Part #	A206	A165	A124	
0.25-0.50 mm ²				
20-24 AWG				
Cover Color	Gray	Blue	Green	
Part #		B163	B122	B101
0.14-0.25 mm ²				
24-26 AWG				
Cover Color		Orange	Yellow	Red

mm
[inch]

Tolerance Unless Noted	
	.0 .00
mm	±.1 ±.10

[] Dimensions for Reference Only

Ordering Information

373XX-XXXX-00E-MB

Positions
03 or 04

Wire AWG & OD:
 AXXX = 0.25-0.50 mm²
 20-24 AWG
 BXXX = 0.14-0.25 mm²
 24-26 AWG
 Wire OD – see Table 1

Note: Terminate using common pliers or 3M™ Scotchlok™ Crimping Tools E-9BM or E-9E

TS-2234-D
Sheet 2 of 4

3M
Interconnect Solutions
<http://www.3M.com/interconnects/>

3M and Scotchlok are trademarks of 3M Company.
 For technical, sales or ordering information
 call your local sales representative

3M™ Mini-Clamp II Socket

Designed for Wiring Supplied from Europe and North America
2mm, IDC, Wiremount, Optional Latch

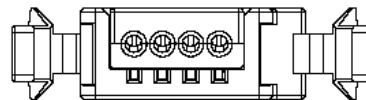
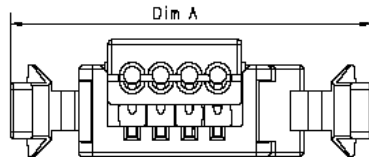
373 Series

With Latch

# Positions	Dim A
3	23.4 [.92]
4	25.4 [1.0]



Notes: Latch version for panel mounting
See page 4 for panel cutout



See „No Latch“ for other dimensions

Table 2

Wire OD	1.6 ~ 2.0 [.063~.079]	1.2 ~ 1.6 [.047~.063]	1.0 ~ 1.2 [.039~.047]	0.8 ~ 1.0 [.031~.039]
Part # 0.25-0.50 mm ² 20-24 AWG Cover Color	A206 Gray	A165 Blue	A124 Green	
Part # 0.14-0.25 mm ² 24-26 AWG Cover Color		B163 Orange	B122 Yellow	B101 Red

mm
[inch]

Tolerance Unless Noted	
	.0 .00
mm	±.1 ±.10

[] Dimensions for Reference Only

Ordering Information

373XX-XXXX-OPE-MB

Positions
03 or 04

Wire AWG & OD:
AXXX = 0.25-0.50 mm²
20-24 AWG
BXXX = 0.14-0.25 mm²
24-26 AWG
Wire OD – see Table 2

Note: Terminate using common pliers or 3M™ Scotchlok™ Crimping Tools E-9BM or E-9E

TS-2234-D
Sheet 3 of 4

3M
Interconnect Solutions
<http://www.3M.com/interconnects/>

3M and Scotchlok are trademarks of 3M Company.
For technical, sales or ordering information
call your local sales representative

3M™ Mini-Clamp II Socket

Designed for Wiring Supplied from Europe and North America
2mm, IDC, Wiremount, Optional Latch

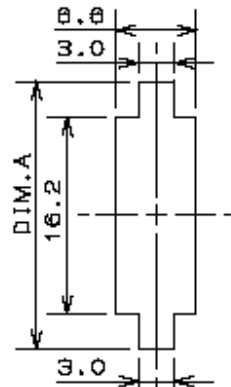
373 Series

Panel Thickness	Dimension A	Dimension B
t = 1.0 & 1.2 mm	22.0	20.0
t = 1.4 & 1.6 mm	22.4	20.4

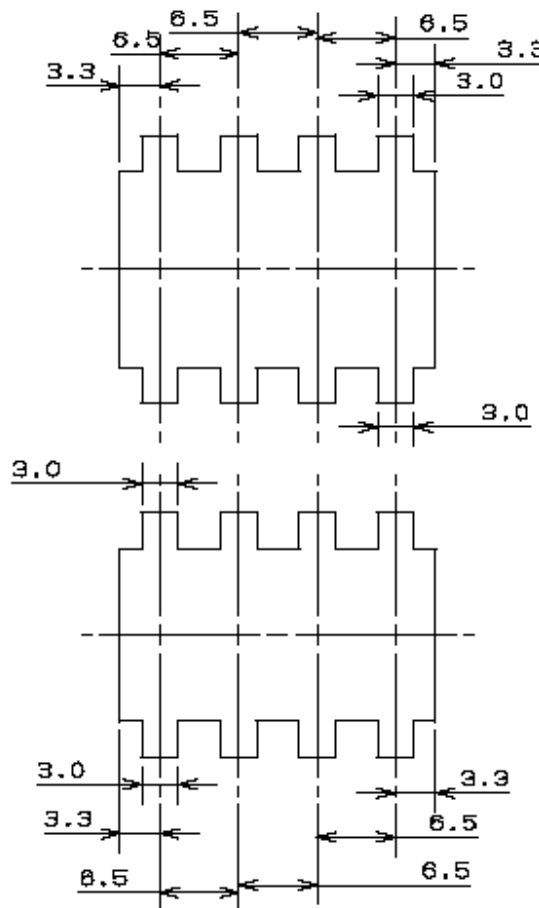
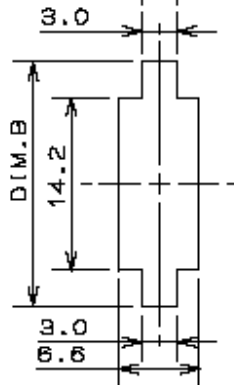
Single Mounting

Multiple Mounting

37304-XXXX-OP0 FL
Wire Mount Socket 4P



37303-XXXX-OP0 FL
Wire Mount Socket 3P



Panel Cutouts

TS-2234-D
Sheet 4 of 4

Regulatory Information Appendix

3M Electronic Solutions Division/Interconnect

EUROPE

Appendix E1: European Union RoHS

Directive 2002/95/EC, Restriction of the Use of Certain Hazardous Substances in Electrical & Electronic Equipment, as amended by EU Commission Decision 2005/618/EC.

This product is RoHS Compliant 2005/95/EC.

“RoHS Compliant 2005/95/EC” means that the product or part (“Product”) does not contain any of the substances in excess of the maximum concentration values in EU Directive 2002/95/EC, as amended by Commission Decision 2005/618/EC, unless the substance is in an application that is exempt under EU RoHS. Unless otherwise stated by 3M in writing, this information represents 3M’s best knowledge and belief based upon information provided by third party suppliers to 3M.

In the event any product is proven not to conform with 3M’s Regulatory Information Appendix, then 3M’s entire liability and Buyer’s exclusive remedy will be in accordance with the Warranty stated below.

Appendix E2: European Union RoHS

Directive 2002/95/EC, Restriction of the Use of Certain Hazardous Substances in Electrical & Electronic Equipment, as amended by EU Commission Decision 2005/618/EC.

This product contains lead in the compliant pin area in excess of the maximum concentration value allowed but is compliant by exemption under EU Commission Decision 2005/747/EC.

“RoHS Compliant 2005/95/EC” means that the product or part (“Product”) does not contain any of the substances in excess of the maximum concentration values in EU Directive 2002/95/EC, as amended by Commission Decision 2005/618/EC, unless the substance is in an application that is exempt under EU RoHS. Unless otherwise stated by 3M in writing, this information represents 3M’s best knowledge and belief based upon information provided by third party suppliers to 3M.

In the event any product is proven not to conform with 3M’s Regulatory Information Appendix, then 3M’s entire liability and Buyer’s exclusive remedy will be in accordance with the Warranty stated below.

Appendix E3: European Union RoHS

Directive 2002/95/EC, Restriction of the Use of Certain Hazardous Substances in Electrical & Electronic Equipment as amended by Commission Decision 2005/618/EC.

This product contains lead in the solder tail area in excess of the maximum concentration value allowed.

Unless otherwise stated by 3M in writing, this information represents 3M’s best knowledge and belief based upon information provided by third party suppliers to 3M.

In the event any product is proven not to conform with 3M’s Regulatory Information Appendix, then 3M’s entire liability and Buyer’s exclusive remedy will be in accordance with the Warranty stated below.

Appendix E4: European Union RoHS

Directive 2002/95/EC, Restriction of the Use of Certain Hazardous Substances in Electrical & Electronic Equipment, as amended by EU Commission Decision 2005/618/EC.

This product contains decaBDE in the insulating material in excess of the maximum concentration value allowed but is compliant by exemption under EU Commission Decision 2005/717/EC.

“RoHS Compliant 2005/95/EC” means that the product or part (“Product”) does not contain any of the substances in excess of the maximum concentration values in EU Directive 2002/95/EC, as amended by Commission Decision 2005/618/EC, unless the substance is in an application that is exempt under EU RoHS. Unless otherwise stated by 3M in writing, this information represents 3M’s best knowledge and belief based upon information provided by third party suppliers to 3M.

In the event any product is proven not to conform with 3M’s Regulatory Information Appendix, then 3M’s entire liability and Buyer’s exclusive remedy will be in accordance with the Warranty stated below.

Appendix E5: European Union RoHS

Directive 2002/95/EC, Restriction of the Use of Certain Hazardous Substances in Electrical and Electronic Equipment, as amended by EU Commission Decision 2005/618/EC.

This product contains lead in excess of the maximum concentration value allowed but is compliant by exemption under Item 6 of the Annex to the Directive.

“RoHS Compliant 2005/95/EC” means that the product or part (“Product”) does not contain any of the substances in excess of the maximum concentration values in EU Directive 2002/95/EC, as amended by Commission Decision 2005/618/EC, unless the substance is in an application that is exempt under EU RoHS. Unless otherwise stated by 3M in writing, this information represents 3M’s best knowledge and belief based upon information provided by third party suppliers to 3M.

In the event any product is proven not to conform with 3M’s Regulatory Information Appendix, then 3M’s entire liability and Buyer’s exclusive remedy will be in accordance with the Warranty stated below.

CHINA

Appendix C1: China RoHS

Electronic Industry Standard of the People’s Republic of China, SJ/T11363-2006, Requirements for Concentration Limits for Certain Hazardous Substances in Electronic Information Products.

This symbol, per Marking for the Control of Pollution Caused by Electronic Information Products, SJ/T11364-2006, means that the product or part **does not** contain any of the following substances in excess of the following maximum concentration values in any homogeneous material: (a) 0.1% (by weight) for lead, mercury, hexavalent chromium, polybrominated biphenyls or polybrominated diphenyl ethers; or (b) 0.01% (by weight) for cadmium. Unless otherwise stated by 3M in writing, this information represents 3M’s best knowledge and belief based upon information provided by third party suppliers to 3M.

In the event any product is proven not to conform with 3M’s Regulatory Information Appendix, then 3M’s entire liability and Buyer’s exclusive remedy will be in accordance with the Warranty stated below.

Appendix C2: China RoHS

Electronic Industry Standard of the People’s Republic of China, SJ/T11363-2006, Requirements for Concentration Limits for Certain Hazardous Substances in Electronic Information Products.

This symbol, per Marking for the Control of Pollution Caused by Electronic Information Products, SJ/T11364-2006, means that the product or part **does** contain a substance, as detailed in the chart below, in excess of the following maximum concentration values in any homogeneous material: (a) 0.1% (by weight) for lead, mercury, hexavalent chromium, polybrominated biphenyls or polybrominated diphenyl ethers; or (b) 0.01% (by weight) for cadmium. Unless otherwise stated by 3M in writing, this information represents 3M’s best knowledge and belief based upon information provided by third party suppliers to 3M.

The numerical reference in the symbol above should not be construed as a representation regarding the product’s life or an extension of a product warranty. The product warranty is stated below. In the event any product is proven not to conform with 3M’s Regulatory Information Appendix, then 3M’s entire liability and Buyer’s exclusive remedy will be in accordance with the product Warranty stated below.

产品中有毒有害物质或元素的名称及含量 Name and Content of Hazardous Substances or Elements

部件名称 (Part or Component Name)	有毒有害物质或元素 (Hazardous Substances or Elements)					
	铅 (Pb)	汞 (Hg)	镉 (Cd)	六价铬 (Cr(VI))	多溴联苯 (PBB)	多溴二苯醚 (PBDE)
端子镀层 (contact plating)	×	○	○	○	○	○
○: 表示该有毒有害物质在该部件所有均质材料中的含量均在SJ/T11363-2006 标准规定的限量要求以下。(Indicates that this hazardous substance contained in all of the homogeneous materials for this part is below the limit requirement in SJ/T11363-2006.)						
×: 表示该有毒有害物质至少在该部件的某一均质材料中的含量超出SJ/T11363-2006 标准规定的限量要求。(Indicates that this hazardous substance contained in at least one of the homogeneous materials used for this part is above the limit requirement in SJ/T11363-2006.)						

Appendix C3: China RoHS

Electronic Industry Standard of the People's Republic of China, SJ/T11363-2006, Requirements for Concentration Limits for Certain Hazardous Substances in Electronic Information Products.

This symbol, per Marking for the Control of Pollution Caused by Electronic Information Products, SJ/T11364-2006, means that the product or part **does** contain a substance, as detailed in the chart below, in excess of the following maximum concentration values in any homogeneous material: (a) 0.1% (by weight) for lead, mercury, hexavalent chromium, polybrominated biphenyls or polybrominated diphenyl ethers; or (b) 0.01% (by weight) for cadmium. Unless otherwise stated by 3M in writing, this information represents 3M's best knowledge and belief based upon information provided by third party suppliers to 3M.

The numerical reference in the symbol above should not be construed as a representation regarding the product's life or an extension of a product warranty. The product warranty is stated below. In the event any product is proven not to conform with 3M's Regulatory Information Appendix, then 3M's entire liability and Buyer's exclusive remedy will be in accordance with the product Warranty stated below.

产品中有毒有害物质或元素的名称及含量 Name and Content of Hazardous Substances or Elements

部件名称 (Part or Component Name)	有毒有害物质或元素 (Hazardous Substances or Elements)					
	铅(Pb)	汞(Hg)	镉(Cd)	六价铬(Cr(VI))	多溴联苯(PBB)	多溴二苯醚(PBDE)
合金(Metal alloy)	×	○	○	○	○	○
<p>○: 表示该有毒有害物质在该部件所有均质材料中的含量均在SJ/T11363-2006 标准规定的限量要求以下。(Indicates that this hazardous substance contained in all of the homogeneous materials for this part is below the limit requirement in SJ/T11363-2006.)</p> <p>×: 表示该有毒有害物质至少在该部件的某一均质材料中的含量超出SJ/T11363-2006 标准规定的限量要求。(Indicates that this hazardous substance contained in at least one of the homogeneous materials used for this part is above the limit requirement in SJ/T11363-2006.)</p>						

Important Notice

All statements, technical information, and recommendations related to 3M's products are based on information believed to be reliable, but the accuracy or completeness is not guaranteed. Before using this product, you must evaluate it and determine if it is suitable for your intended application. You assume all risks and liability associated with such use. Any statements related to the product which are not contained in 3M's current publications, or any contrary statements contained on your purchase order shall have no force or effect unless expressly agreed upon, in writing, by an authorized officer of 3M.

Warranty; Limited Remedy; Limited Liability.

This product will be free from defects in material and manufacture for a period of 90 days from the time of purchase. **3M MAKES NO OTHER WARRANTIES INCLUDING, BUT NOT LIMITED TO, ANY IMPLIED WARRANTY OF MERCHANTABILITY OR FITNESS FOR A PARTICULAR PURPOSE.** If this product is defective within the warranty period stated above, your exclusive remedy shall be, at 3M's option, to replace or repair the 3M product or refund the purchase price of the 3M product. **Except where prohibited by law, 3M will not be liable for any indirect, special, incidental or consequential loss or damage arising from this 3M product, regardless of the legal theory asserted.**



3M Electronics Solutions Division

6801 River Place Blvd.
Austin, TX 78726-9000
U.S.A.
1-800-225-5373
www.3m.com/interconnects

Please recycle. Printed in USA.
© 3M 2008. All rights reserved.
RIA-2217A-D

3M is a trademark of 3M Company.