


3M™ Boardmount Socket

.100" and .100" × .100" Straight, Solder Tails

929 Series



- 1-40 contacts on single row, 2-80 contacts on two row
- Tuning fork contact design
- Solder standoffs facilitate production wave soldering
- Optional board retention feature
- See the Regulatory Information Appendix (RIA) in the RoHS compliance section of www.3mconnectors.com for compliance information (RIA E1 & C1 apply)

Date Modified: June 27, 2013

TS-0815-E
Sheet 1 of 2

Physical

Insulator:

Material: Glass Filled Polyester (PCT)

Flammability: UL 94V-0

Color: Black

Contact Material: Copper Alloy

Plating:

Underplating: 100 μ" [2.54 μm] Nickel

Wiping Area: See ordering information options for thickness

Solder Tails: Tin Lead or Matte Tin (See ordering information)

Marking: None

Electrical

Current Rating: 2 amps maximum all lines energized at 65°C maximum ambient

Insulation Resistance: $> 5 \times 10^9 \Omega$ at 500 V_{DC}

Withstanding Voltage: 1,500 V_{RMS} at Sea Level

Environmental

Temperature Rating: -40°C to +105°C

Process Rating: 260°C (per J-STD-020C)
(PBT Insulator version), Maximum molded insulator temperature 191°C
(Solder Wave Process Only)

UL File No.: E68080

3M

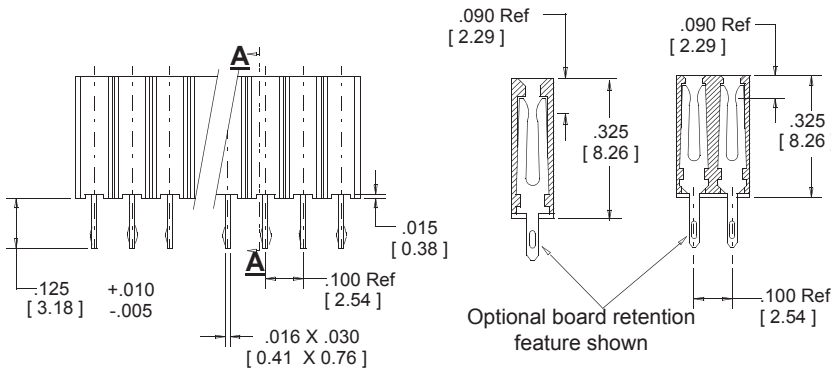
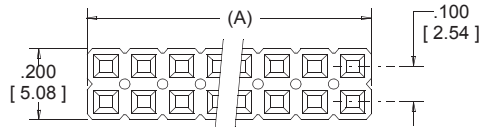
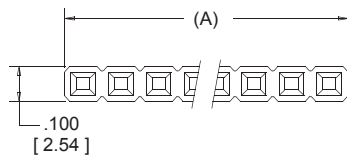
Electronic Solutions Division
Interconnect Solutions
<http://www.3Mconnectors.com>

3M is a trademark of 3M Company.
For technical, sales or ordering information call
800-225-5373

3M™ Boardmount Socket

.100" and .100" × .100" Straight, Solder Tails

929 Series



**Section
A-A**



**Recommended Mounting Hole Patterns
(Shown for Mounting Side of Board)**

Contact Quantity Code	Contact Quantity 1 Row	Contact Quantity 2 Row	Dimension A (Reference Only)
02	02	04	0.20 [5.08]
03	03	06	0.30 [7.62]
04	04	08	0.40 [10.16]
05	05	10	0.50 [12.70]
06	06	12	0.60 [15.24]
07	07	14	0.70 [17.78]
08	08	16	0.80 [20.32]
09	09	18	0.90 [22.86]
10	10	20	1.00 [25.40]
11	11	22	1.10 [27.94]
12	12	24	1.20 [30.48]
13	13	26	1.30 [33.02]
14	14	28	1.40 [35.56]
15	15	30	1.50 [38.10]
16	16	32	1.60 [40.64]
17	17	34	1.70 [43.18]
18	18	36	1.80 [45.72]
19	19	38	1.90 [48.26]
20	20	40	2.00 [50.80]
21	21	42	2.10 [53.34]
22	22	44	2.20 [55.88]
23	23	46	2.30 [58.42]
24	24	48	2.40 [60.96]
25	25	50	2.50 [63.50]
26	26	52	2.60 [66.04]
27	27	54	2.70 [68.58]
28	28	56	2.80 [71.12]
29	29	58	2.90 [73.66]
30	30	60	3.00 [76.20]
31	31	62	3.10 [78.74]
32	32	64	3.20 [81.28]
33	33	66	3.30 [83.82]
34	34	68	3.40 [86.36]
35	35	70	3.50 [88.90]
36	36	72	3.60 [91.44]
40	N/A	80	4.00 [101.60]

Inch
[mm]

Tolerance Unless Noted			
	.0	.00	.000
Inch	±.1	±.01	±.005

[] Dimensions for Reference Only

Notes:

1. Maximum recommended mating header pin length is .25 [6.4].
2. Recommended to be mated to the .100 [2.54] × .100 [2.54] pin strip headers: 929 series and 2300 series.

Ordering Information

9X9XXX-01-XX-XX

2 = Standard Product
(no board retention feature)
3 = With board retention feature

1 Row Plating Options:
850 = Gold
974 = Tin
2 Row Plating Options: *
852 = Gold
975 = Tin

Plating Suffix:
blank = tin-lead (RIA E3 & C2 apply)
RK = matte tin overall H.T. Nylon Insulator (RIA E1 & C1 apply)
10 = 10 μ" [0.25 μm] gold with tin-lead tails (RIA E3 & C2 apply)
30 = 30 μ" [0.76 μm] gold with tin-lead tails (RIA E3 & C2 apply)
RA = 10 μ" [0.25 μm] gold with matte tin tails (RIA E1 & C1 apply)
RB = 30 μ" [0.76 μm] gold with matte tin tails (RIA E1 & C1 apply)

Contact Quantity Code:
(see table)

TS-0815-E
Sheet 2 of 2



Electronic Solutions Division
Interconnect Solutions
<http://www.3Mconnectors.com>

3M is a trademark of 3M Company.
For technical, sales or ordering information call
800-225-5373

3M is a trademark of 3M Company.

Important Notice

All statements, technical information, and recommendations related to 3M's products are based on information believed to be reliable, but the accuracy or completeness is not guaranteed. Before using this product, you must evaluate it and determine if it is suitable for your intended application. You assume all risks and liability associated with such use. Any statements related to the product which are not contained in 3M's current publications, or any contrary statements contained on your purchase order shall have no force or effect unless expressly agreed upon, in writing, by an authorized officer of 3M.

Warranty; Limited Remedy; Limited Liability.

This product will be free from defects in material and manufacture for a period of one (1) year from the time of purchase. **3M MAKES NO OTHER WARRANTIES INCLUDING, BUT NOT LIMITED TO, ANY IMPLIED WARRANTY OF MERCHANTABILITY OR FITNESS FOR A PARTICULAR PURPOSE.** If this product is defective within the warranty period stated above, your exclusive remedy shall be, at 3M's option, to replace or repair the 3M product or refund the purchase price of the 3M product. **Except where prohibited by law, 3M will not be liable for any indirect, special, incidental or consequential loss or damage arising from this 3M product, regardless of the legal theory asserted.**



3M Electronics Solutions Division

6801 River Place Blvd.
Austin, TX 78726-9000
U.S.A.
1-800-225-5373
www.3Mconnectors.com

Please recycle. Printed in USA.
© 3M 2013. All rights reserved.
RIA-2217B-E