


3M™ DIN C Form Plug

Right Angle, Solder Tail Termination

DIN 41612 Series



- Multi-pin count socket compatible with VME, VXI and Multibus II daughter cards
- Early mate late break (EMLB) grounding contacts for hot swapping
- Expanded pin counts
- Optional retention clips
- Mates with C-form and R-form sockets
- See the Regulatory Information Appendix (RIA) in the “RoHS compliance” section of www.3M.com/Interconnects for compliance information (RIA E1 & C1 apply)

Date Modified: February 2, 2010

TS-2305-E
Sheet 1 of 3

Physical

Insulation:

Material: Glass Filled Polyester (PBT)
Flammability: UL 94V-0
Color: Gray

Contact:

Material: Copper Alloy

Plating:

Underplating: 50 μ ” Min. Nickel
Wiping Area: See Ordering Information
Termination: See Ordering Information

Electrical

Current Rating: 3.0A at 30°C T-rise above ambient
Contact Resistance: ≤ 20 m Ω
Insulation Resistance: $\geq 1,000$ M Ω , 100V_{DC}
Withstanding Voltage: 1,000 V_{AC} for 1 minute

Environmental

Temperature Rating: -55°C to 125°C
Process Temperature Rating: Maximum Insulator Temperature 191°C (solder wave process only)

UL File No.: E68080



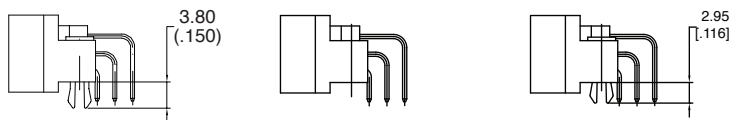
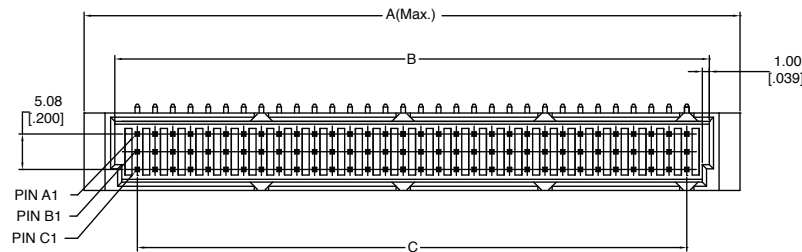
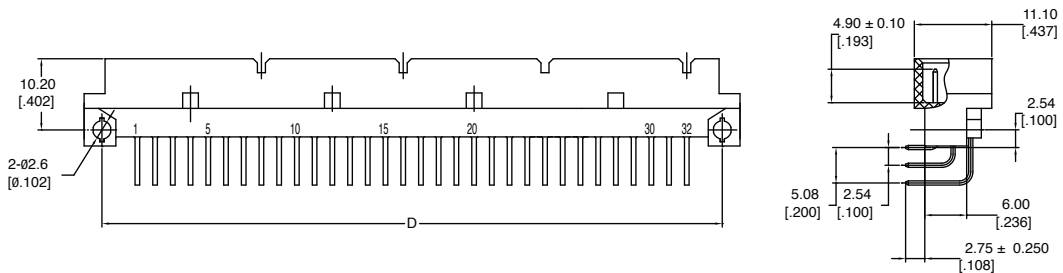
3M™ DIN C Form Plug

Right Angle, Solder Tail Termination

DIN 41612 Series

Table 1

Contact Quantity	Part Number	A	B	C	D
16	DIN-016CPA-XXX-XXXX	54.40 [2.142]	44.56 [1.754]	38.10 [1.500]	48.26 [1.900]
32	DIN-032CPB-XXX-XXXX	54.40 [2.142]	44.56 [1.754]	38.10 [1.500]	48.26 [1.900]
48	DIN-048CPC-XXX-XXXX	54.40 [2.142]	44.56 [1.754]	38.10 [1.500]	48.26 [1.900]
32	DIN-032CPD-XXX-XXXX	54.40 [2.142]	44.56 [1.754]	38.10 [1.500]	48.26 [1.900]
16	DIN-016CPE-XXX-XXXX	54.40 [2.142]	44.56 [1.754]	38.10 [1.500]	48.26 [1.900]
32	DIN-032CPA-XXX-XXXX	94.00 [3.701]	85.20 [3.354]	78.74 [3.100]	88.90 [3.500]
64	DIN-064CPB-XXX-XXXX	94.00 [3.701]	85.20 [3.354]	78.74 [3.100]	88.90 [3.500]
96	DIN-096CPC-XXX-XXXX	94.00 [3.701]	85.20 [3.354]	78.74 [3.100]	88.90 [3.500]
64	DIN-064CPD-XXX-XXXX	94.00 [3.701]	85.20 [3.354]	78.74 [3.100]	88.90 [3.500]
32	DIN-032CPE-XXX-XXXX	94.00 [3.701]	85.20 [3.354]	78.74 [3.100]	88.90 [3.500]



RR1
WITH "A" RETENTION CLIP
for .062 and .093 PCB thickness

SR1
WITHOUT RETENTION CLIP

RR1L
WITH "B" RETENTION CLIPS
for .062 PCB thickness

mm
[inch]

Tolerance Unless Noted			
	X.	.X	.XX
mm	± 0.50	± 0.25	± 0.15

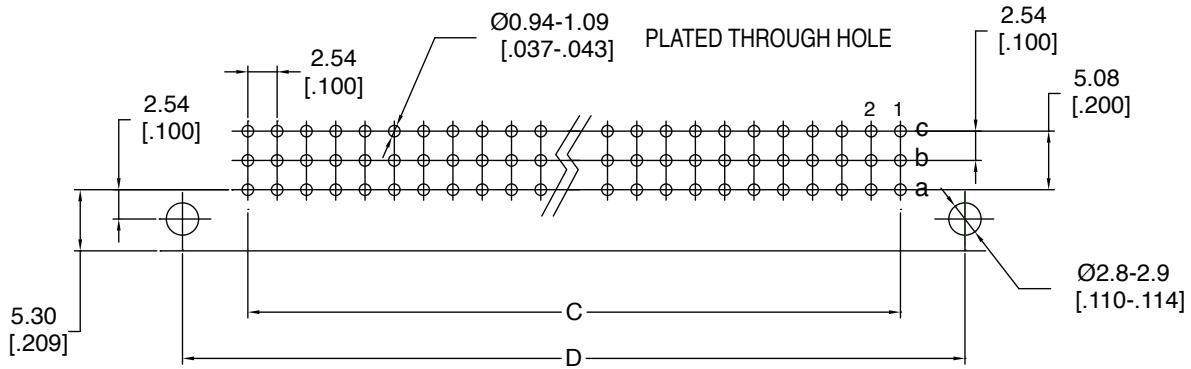
[] Dimension for Reference Only

TS-2305-E
Sheet 2 of 3

3M™ DIN C Form Plug

Right Angle, Solder Tail Termination

DIN 41612 Series



RECOMMENDED PCB LAYOUT

Ordering Information

DIN - XXXCP X - XXX - XX

Contact Quantity
SEE TABLE

- A = A Row only (see note)
- B = Rows A & C Filled
- C = Rows A, B & C Filled
- D = Rows A & B Filled
- E = B Row only (see note)

Plating Options:

- SH = 1 - 3 μ " Gold on Contact
120 - 200 μ " Matte Tin on Terminal
- FJ = 10 - 20 μ " Gold on Contact
120 - 200 μ " Matte Tin on Terminal
- KR = 30 - 40 μ " Gold on Contact
120 - 200 μ " Matte Tin on Terminal
- HM = 3 μ " Gold on Contact, 7 μ " Min. PdNi
120 - 200 μ " Matte Tin on Terminal

Termination Options:

- Solder Tail Termination
- SR1 = 2.75 [.108]
- RR1L = 2.75 [.108] with 'B' retention clips
- RR1 = 2.75 (.108) with "A" retention clips

Note: A and E options are currently not covered in UL File No. E68080

• This diagram serves only for Part Number descriptive definitions.

PLEASE CONTACT YOUR LOCAL SALES REPRESENTATIVE FOR CUSTOMER SPECIFIC PRODUCT CONFIGURATIONS.

TS-2305-E
Sheet 3 of 3

Important Notice

All statements, technical information, and recommendations related to 3M's products are based on information believed to be reliable, but the accuracy or completeness is not guaranteed. Before using this product, you must evaluate it and determine if it is suitable for your intended application. You assume all risks and liability associated with such use. Any statements related to the product which are not contained in 3M's current publications, or any contrary statements contained on your purchase order shall have no force or effect unless expressly agreed upon, in writing, by an authorized officer of 3M.

Warranty; Limited Remedy; Limited Liability.

This product will be free from defects in material and manufacture for a period of one (1) year from the time of purchase. **3M MAKES NO OTHER WARRANTIES INCLUDING, BUT NOT LIMITED TO, ANY IMPLIED WARRANTY OF MERCHANTABILITY OR FITNESS FOR A PARTICULAR PURPOSE.** If this product is defective within the warranty period stated above, your exclusive remedy shall be, at 3M's option, to replace or repair the 3M product or refund the purchase price of the 3M product. **Except where prohibited by law, 3M will not be liable for any indirect, special, incidental or consequential loss or damage arising from this 3M product, regardless of the legal theory asserted.**

**3M Electronics Solutions Division**

6801 River Place Blvd.
Austin, TX 78726-9000
U.S.A.
1-800-225-5373
www.3Mconnector.com

Please recycle. Printed in USA.
© 3M 2010. All rights reserved.
RIA-2217B-E

3M is a trademark of 3M Company.