

3M™ Mini D Ribbon (MDR) Cable Assembly

.050" IEEE 1284, A-C

4120-1110-XX-B Series



- IEEE 1284 compliant MDR cable assembly
- Assembly construction bridges old design standard to the newest one.
- Available in 6, 10 and 30 foot lengths
- Excellent EMI/ESD protection
- Quick release "C" plug latches
- Overmolded ±A" plug shell with insulated thumbscrews
- All connectors have 30 micro inch gold plating
- RoHS* compliant

Date Modified: May 12, 2006

TS-0640-07
Sheet 1 of 2

Physical

Contact Plating:

Wiping Area: 30 μ" [0.76 μm] Min. Gold

Shell and Cable Color: Beige

Marking: 3M Logo, Cable assemblies marked "IEEE 1284 Compliant"

Electrical

Voltage Rating: 30 V

Current Rating: 1 A

Insulation Resistance: $> 5 \times 10^8 \Omega$ at 500 VDC

Withstanding Voltage: 500 Vrms for 1 Minute

Note: Assemblies meet the performance requirements outlined in IEEE 1284 standard specification.

Environmental

Temperature Rating: -20°C to +75°C

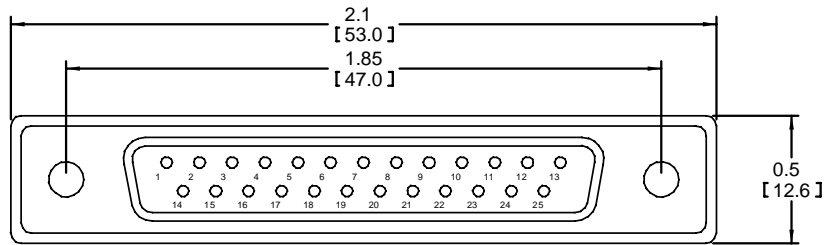
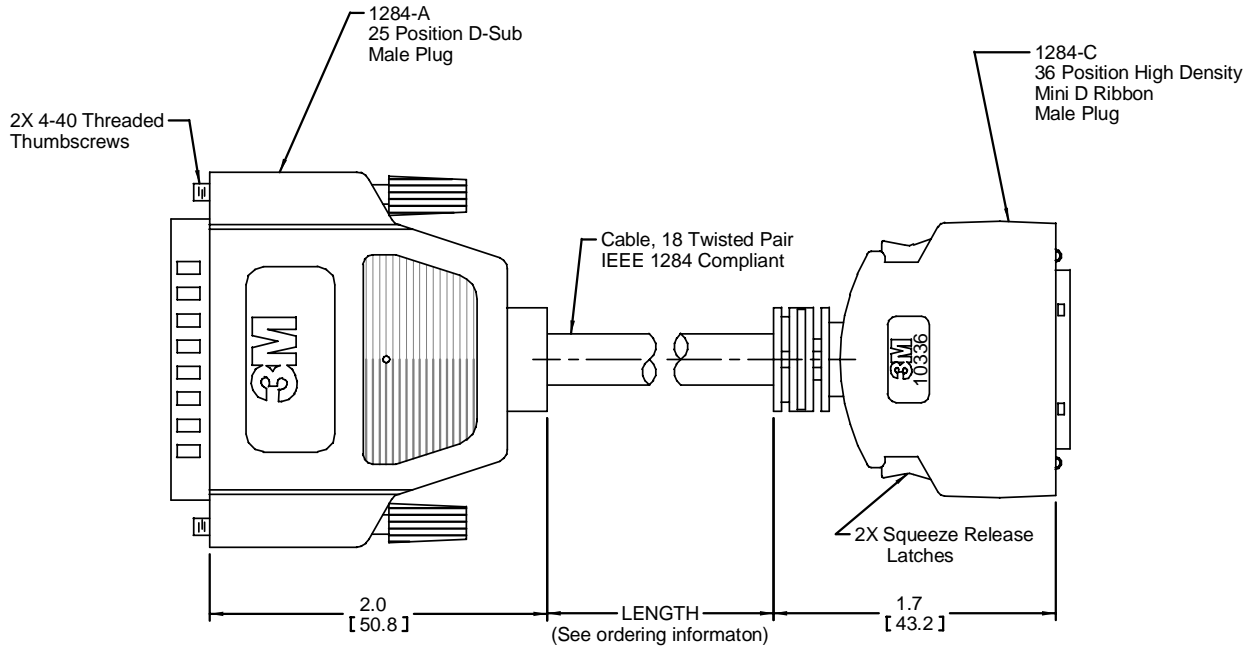
*RoHS = Directive 2002/95/EC, Restriction of the Use of Certain Hazardous Substances in Electrical and Electronic Equipment
"RoHS compliant" means that the product or part does not contain any of the following substances in excess of the following maximum concentration values in any homogeneous material, unless the substance is in an application that is exempt under RoHS: (a) 0.1% (by weight) for lead, mercury, hexavalent chromium, polybrominated biphenyls or polybrominated diphenyl ethers; or (b) 0.01% (by weight) for cadmium. Unless otherwise stated by 3M in writing, this information represents 3M's knowledge and belief based upon information provided by third party suppliers to 3M.

UL File No.: E86982


3M™ Mini D Ribbon (MDR) Cable Assembly

.050" IEEE 1284, A-C

4120-1110-XX-B Series



D-Sub 25 Position Plug
One End



MDR 36 Position Plug
One End

Tolerance Unless Noted			
Inch [mm]	.0	.00	.000
Inch	±.1	±.01	±.005

[] Dimensions for Reference only

3M Part Number	Length Dimension and Tolerance
4120-1110-06-B	72.0 ± 3.0 [1829 ± 76]
4120-1110-10-B	120.0 ± 3.0 [3048 ± 76]
4120-1110-30-B	360.0 ± 6.0 [9144 ± 152]

Ordering Information

4120-1110-XX-B

Length
06 = 6 feet
10 = 10 feet
30 = 30 feet

TS-0640-07
Sheet 2 of 2

Important Notice

All statements, technical information, and recommendations related to 3M's products are based on information believed to be reliable, but the accuracy or completeness is not guaranteed. Before using this product, you must evaluate it and determine if it is suitable for your intended application. You assume all risks and liability associated with such use. Any statements related to the product which are not contained in 3M's current publications, or any contrary statements contained on your purchase order shall have no force or effect unless expressly agreed upon, in writing, by an authorized officer of 3M.



3M Electronics

6801 River Place Blvd.
Austin, TX 78726-9000
800/225-5373
www.3M.com/electronics

Warranty; Limited Remedy; Limited Liability.

This product will be free from defects in material and manufacture for a period of one (1) year from the time of purchase. **3M MAKES NO OTHER WARRANTIES INCLUDING, BUT NOT LIMITED TO, ANY IMPLIED WARRANTY OF MERCHANTABILITY OR FITNESS FOR A PARTICULAR PURPOSE.** If this product is defective within the warranty period stated above, your exclusive remedy shall be, at 3M's option, to replace or repair the 3M product or refund the purchase price of the 3M product. **Except where prohibited by law, 3M will not be liable for any indirect, special, incidental or consequential loss or damage arising from this 3M product, regardless of the legal theory asserted.**



*Minimum 10%
Post-Consumer Fiber*

Printed in USA.

© 3M 2006