


3M™ Mini D Ribbon (MDR) Connectors

.050" IDC Wiremount Panelmount Receptacle - Shielded

102 Series



- Wiper-on-wiper contact for reliable repetitive plugging
- IEEE 1284C Interface as a 36 contact connector
- Interface latch design for connection stability
- Accepts a wide variety of cable constructions including flat, shielded flat and twisted pair cables
- Contacts: 20, 26, 36, 40, 50 and 68
- RoHS* compliant

Date Modified: February 8, 2005

TS-0425-12
Sheet 1 of 2

Physical

Insulation

Material: Glass Reinforced Polyester (PBT)

Flammability: UL 94V-0

Color: Black

Contact

Material: Beryllium Copper (C172)

Plating

Underplating: 80 μ" (2.0 μm) Nickel - QQ-N-290, Class 2

Wiping Area: 30 μ" (0.76 μm) Gold - MIL-G-45204, Type II, Grade C

Body

Material: Zinc Alloy

Plating: Nickel

Shroud

Material: Steel

Plating: Nickel

Wire Accommodation: 28 AWG Stranded, 30 AWG Solid

Marking: 3M Logo & Part Number

Electrical

Current Rating: 1 A

Insulation Resistance: $> 1 \times 10^8 \Omega$ at 500 VDC

Withstanding Voltage: 500 Vrms for 1 Minute

Environmental

Temperature Rating: -20°C to +85°C

UL File No.: E68080 *RoHS = Directive 2002/95/EC, Restriction of the Use of Certain Hazardous Substances in Electrical and Electronic Equipment

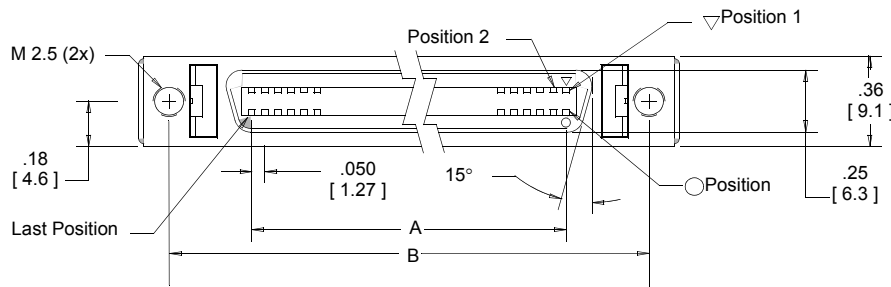
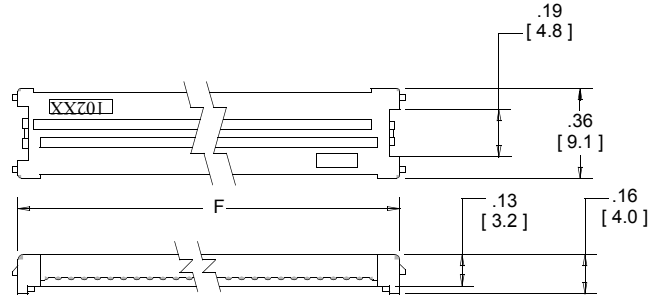
3M™ Mini D Ribbon (MDR) Connectors

.050" IDC Wiremount Panelmount Receptacle - Shielded


102 Series



Contact Quantity	Dimensions						
	A	B	C	D	E	F	G
20	.450 [11.43]	1.081 [27.45]	1.31 [33.4]	.65 [16.4]	.92 [23.4]	.71 [18.0]	.94 [23.8]
26	.600 [15.24]	1.231 [31.26]	1.46 [37.2]	.80 [20.2]	1.07 [27.2]	.86 [21.8]	1.09 [27.6]
36	.850 [21.59]	1.481 [37.61]	1.71 [43.5]	1.05 [26.6]	1.32 [33.5]	1.11 [28.1]	1.33 [33.9]
40	.950 [24.13]	1.581 [40.15]	1.81 [46.1]	1.15 [29.1]	1.42 [36.1]	1.21 [30.7]	1.44 [36.5]
50	1.200 [30.48]	1.831 [46.50]	2.06 [52.4]	1.40 [35.5]	1.67 [42.4]	1.46 [37.0]	1.69 [42.8]
68	1.650 [41.91]	2.281 [57.93]	2.51 [63.8]	1.85 [46.9]	2.12 [53.8]	1.91 [48.4]	2.13 [54.2]



Recommended Panel Cut-Out



Note: Panel Thickness .079 [2.00] max.

Inch [mm]			
Tolerance Unless Noted			
	.0	.00	.000
inch	±.1	±.01	±.005

[] Dimensions for Reference Only

Ordering Information

102XX-0210EC

Contact Quantity
(See Table)

Application tools: 10951 Assembly Press and 10952 Cable Cutter.

TS-0425-12
Sheet 2 of 2

Important Notice

All statements, technical information, and recommendations related to 3M's products are based on information believed to be reliable, but the accuracy or completeness is not guaranteed. Before using this product, you must evaluate it and determine if it is suitable for your intended application. You assume all risks and liability associated with such use. Any statements related to the product which are not contained in 3M's current publications, or any contrary statements contained on your purchase order shall have no force or effect unless expressly agreed upon, in writing, by an authorized officer of 3M.

Warranty; Limited Remedy; Limited Liability.

This product will be free from defects in material and manufacture for a period of 1 year from the time of purchase. **3M MAKES NO OTHER WARRANTIES INCLUDING, BUT NOT LIMITED TO, ANY IMPLIED WARRANTY OF MERCHANTABILITY OR FITNESS FOR A PARTICULAR PURPOSE.** If this product is defective within the warranty period stated above, your exclusive remedy shall be, at 3M's option, to replace or repair the 3M product or refund the purchase price of the 3M product. **Except where prohibited by law, 3M will not be liable for any indirect, special, incidental or consequential loss or damage arising from this 3M product, regardless of the legal theory asserted.**

3M

Electronic Solutions Division

6801 River Place Blvd.
Austin, TX 78726-9000
www.3M.com/esd



Minimum 10%
Post-consumer Fiber

Printed in USA.

© 3M 2005