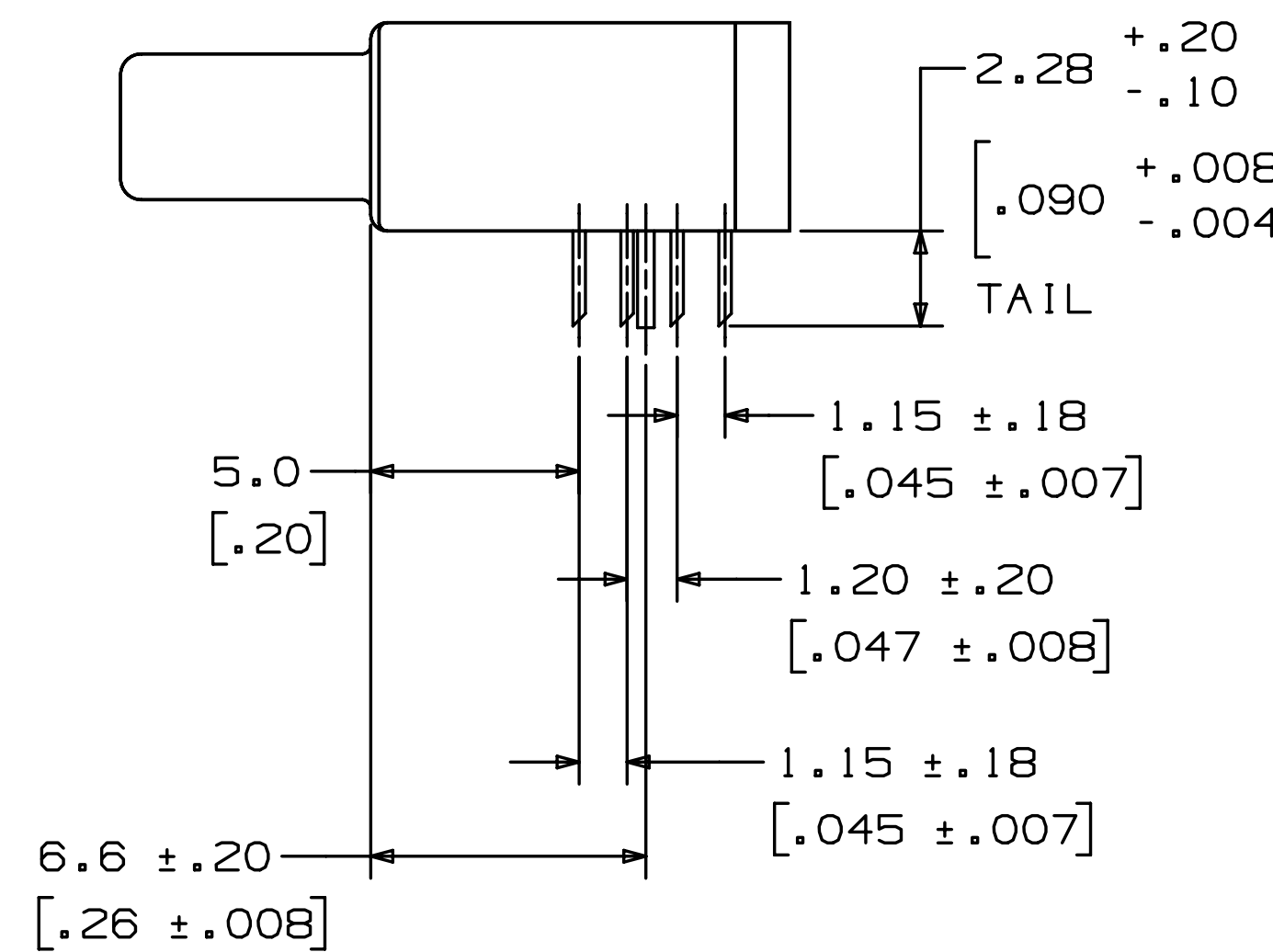
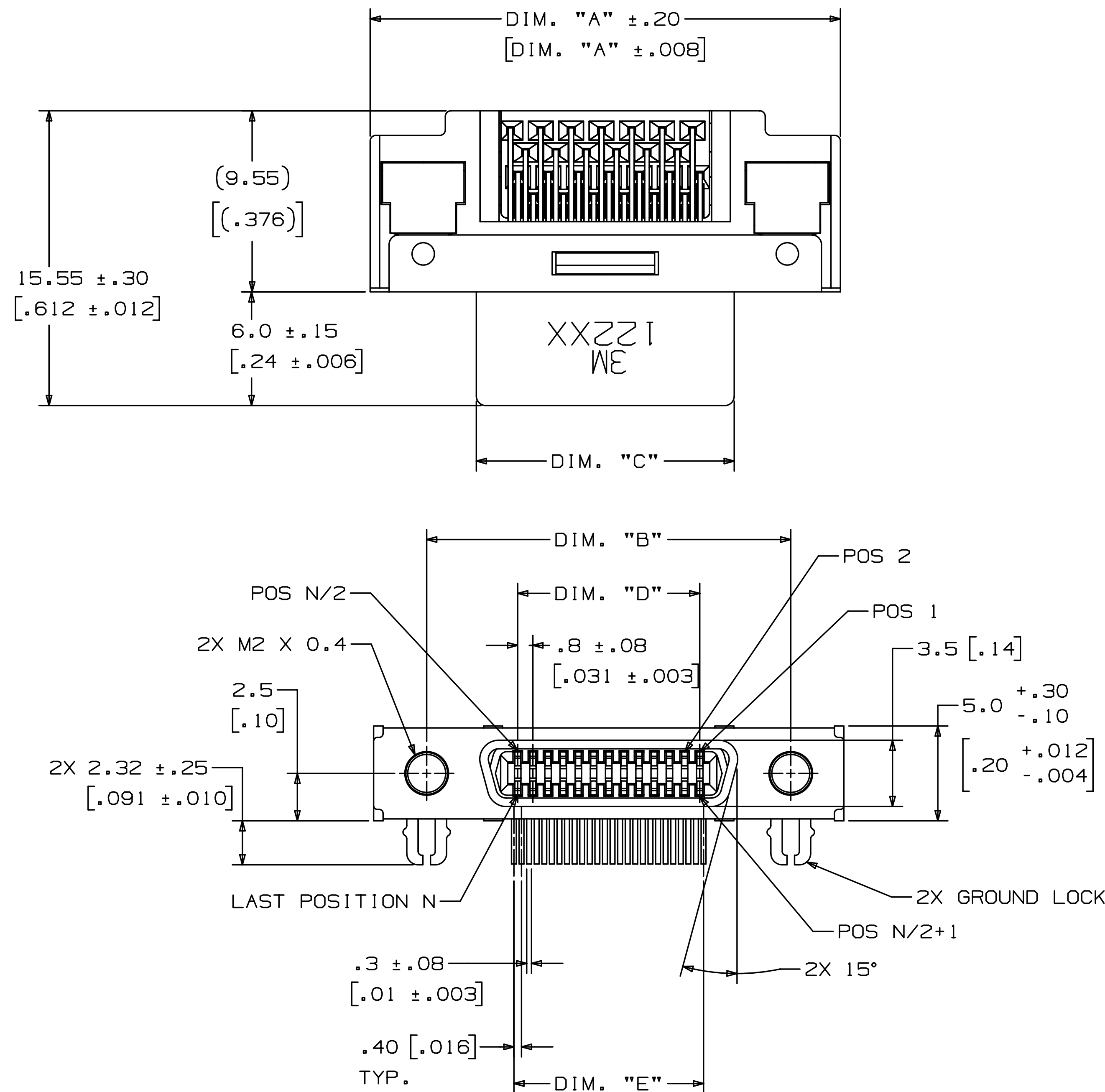


3M™ Shrunk Delta Ribbon (SDR) Connectors, 122 Series  
 .80 mm Through-Hole, Right Angle Receptacle, Shielded



- NOTES
- MATERIAL:  
 INSULATION: HIGH TEMPERATURE NYLON  
 COLOR: BLACK, UL94V-0  
  
 CONTACT: COPPER ALLOY  
 PLATING:  
 UNDERPLATE: 2µm [80µ"] NICKEL  
 WIPING AREA: .76µm [30µ"] GOLD  
 TERMINATION AREA: GOLD FLASH OVER NICKEL  
  
 SHROUD & LATCH HOOK: STEEL  
 PLATING: NICKEL  
  
 GROUND LOCK: COPPER ALLOY  
 PLATING: SEMI-BRIGHT TIN OVER NICKEL  
  
 LOCK SCREW: STEEL  
 PLATING: NICKEL  
  
 ALIGNMENT PLATE: PPS  
 COLOR: BLACK, UL94V-0
  - MARKING: 3M LOGO AND PART NUMBER.
  - ELECTRICAL:  
 CURRENT RATING: 0.5 A  
 INSULATION RESISTANCE: 500 MΩ MIN AT 250 V<sub>DC</sub>  
 WITHSTANDING VOLTAGE: 350 V<sub>AC</sub> FOR 1 MINUTE
  - ENVIRONMENTAL:  
 TEMPERATURE RATING:  
 -40° C TO +70° C  
 PROCESS RATING:  
 REFLOW: PREHEAT 150° TO 180° C,  
 90 TO 120 SECONDS  
 SOLDERING: OVER 220° C,  
 30 TO 60 SECONDS, PEAK TEMPERATURE  
 IS 250° C MAX.  
 SOLDER IRON: 380° C MAX, 3 SECONDS MAX.  
 WAVE SOLDERING: 260° C, 10 SECONDS, 2 TIMES  
 OR 263° C, 5 SECONDS, 2 TIMES.  
 \* PRE-HEAT CONDITION:  
 TEMP OF COMPONENTS: 100° C MAX.  
 DURATION: 60 SECONDS MAX.
  - IN THE EVENT OF CONFLICT BETWEEN THIS DATA  
 AND THAT CONTAINED IN THE PRODUCT  
 SPECIFICATION, THE PRODUCT SPECIFICATION  
 TAKES PRECEDENT.
  - FOR VARIOUS PANEL THICKNESS JACKSOCKETS  
 REFER TO TS-0142.
  - SEE REGULATORY INFORMATION APPENDIX (RIA)  
 IN THE "RoHS COMPLIANCE" SECTION OF  
 WWW.3MCONNECTOR.COM FOR COMPLIANCE INFORMATION.

POSITION	DIM. "A"	DIM. "B"	DIM. "C"	DIM. "D"	DIM. "E"
14	20.0 [.79]	14.4 [.57]	8.8 [.35]	4.8 [.19]	5.2 [.20]
26	24.8 [.98]	19.2 [.76]	13.6 [.54]	9.6 [.38]	10.0 [.39]
50	34.4 [1.35]	28.8 [1.13]	23.2 [.91]	19.2 [.76]	19.6 [.77]

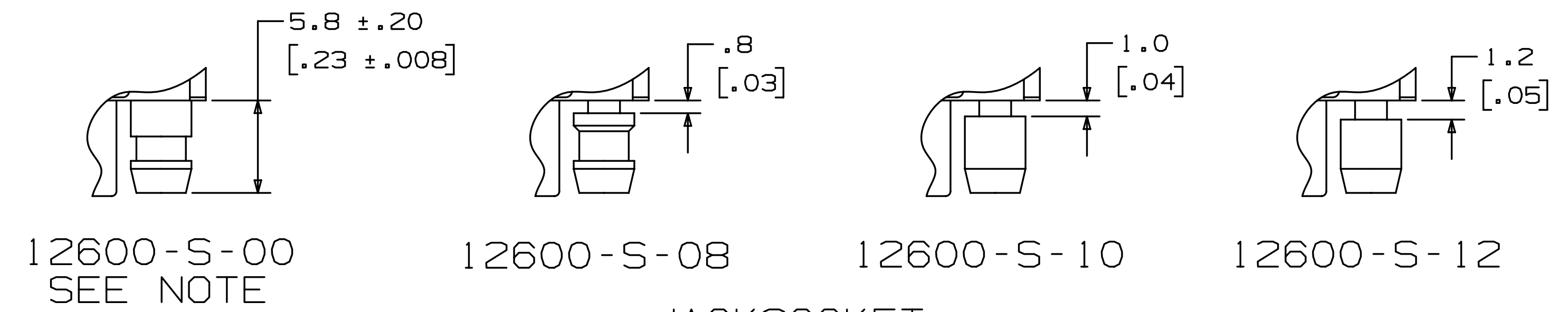
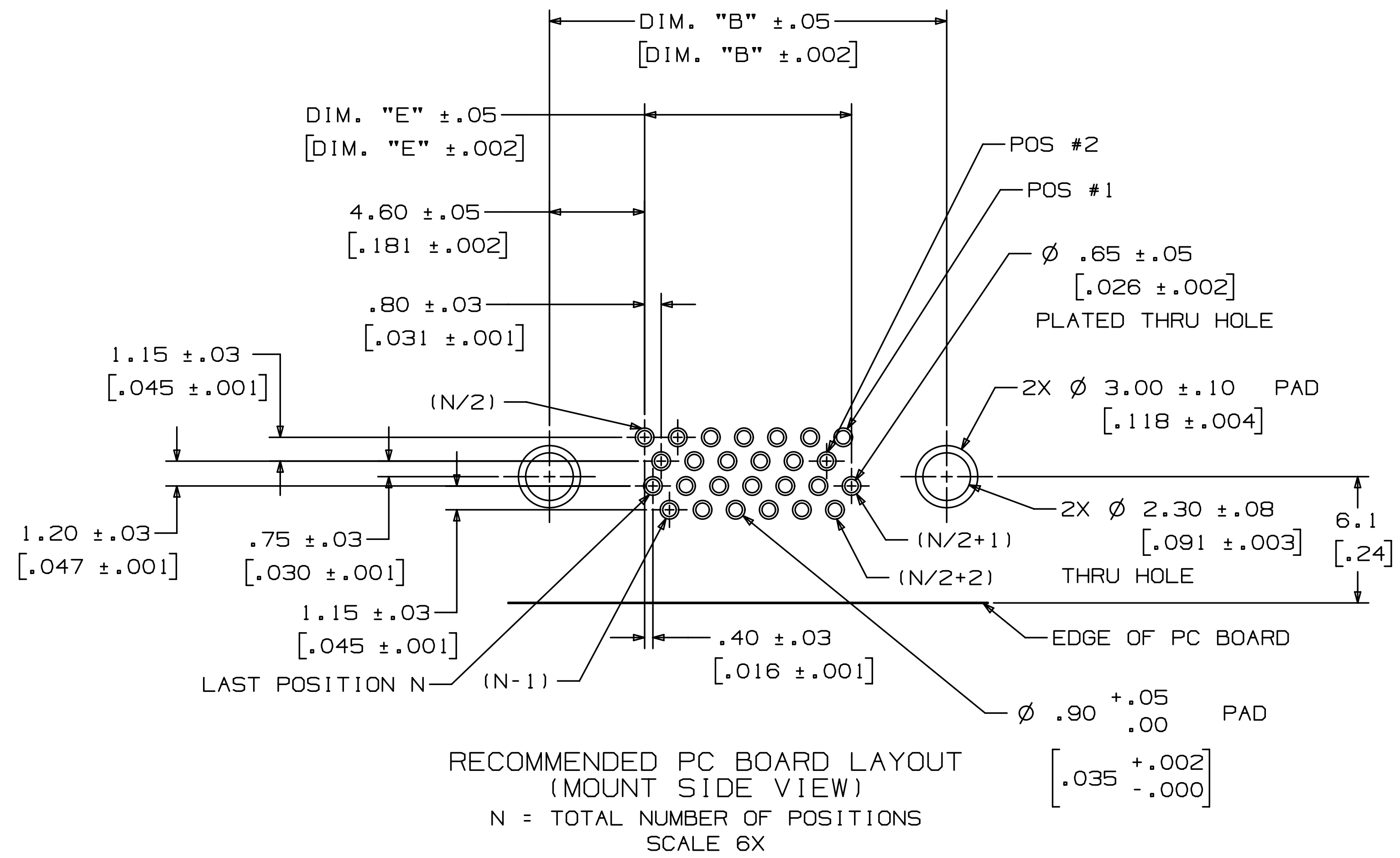
CONNECTOR DIMENSION TABLE  
 TABLE 1

DIMENSIONS ARE IN MM.  
 SECONDARY ARE IN [INCHES]  
 AND ARE FOR REFERENCE ONLY

DESIGN REFERENCE	NEXT ASSEMBLY	REV	ECO	ISSUE DATE AND DESCRIPTION	DRFT	CHKD
				JAN 05, 2011	JNC	SC
DESIGNER	DATE	APP'D	DATE	DATE		
CASTIGLIONE	JAN 05, 2011	DR	JAN 12, 2011			
CHKD	DATE	APP'D	DATE	DATE		
		B. CRONCH	JAN 12, 2011			
DIVISION	DIVISION CODE	© 3M COPYRIGHT 2011				
Interconnect Solutions	ISD	This document and the information it contains are 3M property and may not be reproduced or further distributed without 3M permission, or used or disclosed other than for 3M authorized purposes. All rights reserved.				
DO NOT SCALE DRAWING	SCALE 6/1	TOLERANCES EXCEPT AS NOTED	3M Center St. Paul, MN 55144			
		INCHES	TITLE			
		.00 ±.006	3M SHRUNK DELTA RIBBON (SDR) CONN.			
		.000 ±.006	122XX-51X0-00FR			
		.0000 ±.005	CAGE SIZE DRAWING NO.			
THIRD ANGLE PROJECTION	MILLIMETERS	0 ±	NUMBER			
INTERPRET PER ASME Y14.5 - 1994	0 ±	.0 ±.15	D 78-5100-2124-5			
MAX SURFACE ROUGHNESS	.00 ±.15	.000 ±.13	REV.			
UNFINISHED SURFACES	.000 ±.13		E			
MARKED ONLY	ANGLES		MODEL			
			122XX-51X0-00			
			SHT 1 OF 2			

**3M**  
 UL FILE NO: E68080

3M™ Shrunk Delta Ribbon (SDR) Connectors, 122 Series  
 .80 mm Through-Hole, Right Angle Receptacle, Shielded



NOTE: JACKSOCKET 12600-S-00 COMES FACTORY INSTALLED IN CONNECTOR 122XX-5150-00FR. IT IS FIXED WITH THREAD LOCKING ADHESIVE AND CANNOT BE REMOVED.

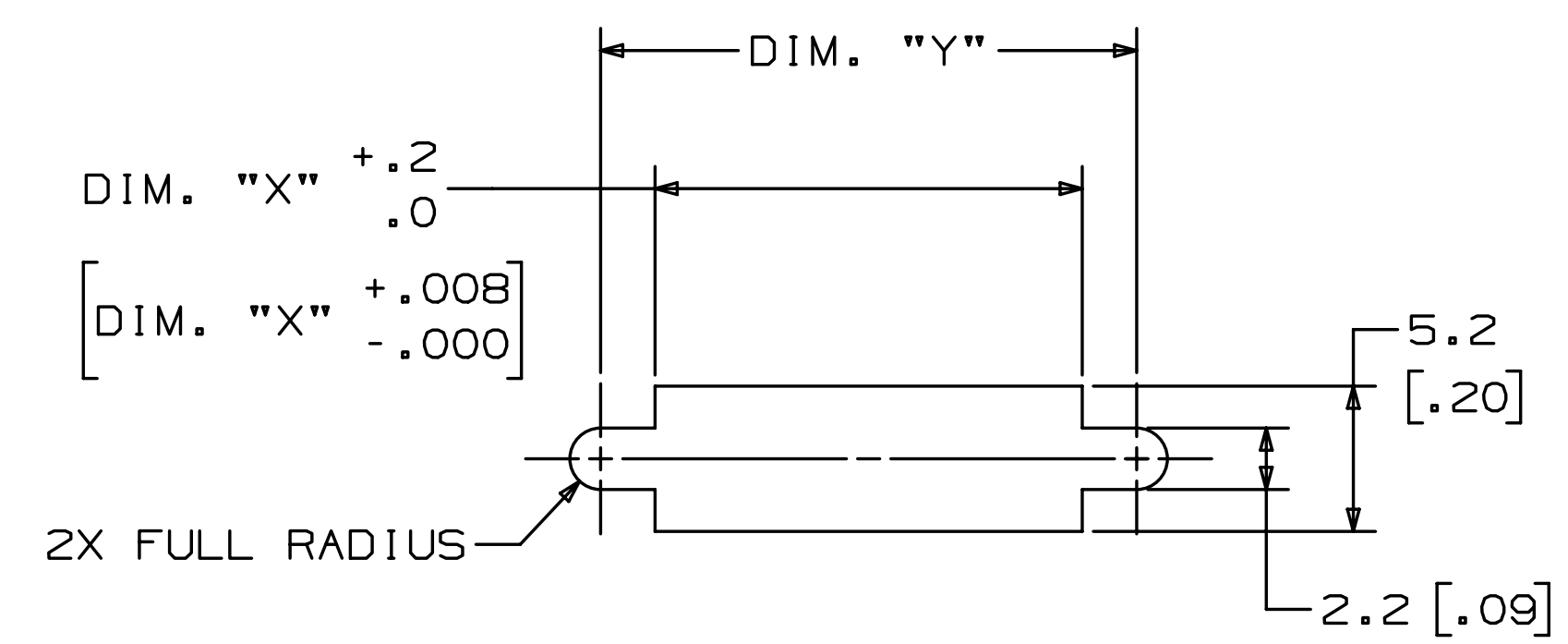
PANEL THICKNESS	CONNECTOR	JACKSOCKET
NO PANEL	122XX-5150-00FR	FACTORY INSTALLED (SEE NOTE)
0.8±0.1MM	122XX-5100-00FR	12600-S-08 (ORDER SEPARATELY)
1.0±0.1MM	122XX-5100-00FR	12600-S-10 (ORDER SEPARATELY)
1.2±0.1MM	122XX-5100-00FR	12600-S-12 (ORDER SEPARATELY)

SELECTION TABLE FOR PANEL MOUNTING  
 TABLE 3

ORDERING INFORMATION:  
 122XX-51X0-00FR

CONTACT QUANTITY (SEE TABLE 1)

SCREW LOCK OPTION: (SEE TABLE 3)  
 0=NONE (RIA E1 & C1 APPLY)  
 5=WITH 12600-S-00 NON-REMOVABLE SCREW LOCK (RIA E5 & C3 APPLY)



RECOMMENDED PANEL CUT-OUT  
 (MAXIMUM PANEL THICKNESS 1.2MM)

POSITION	DIM. "X"	DIM. "Y"
14	10.5 [.41]	14.4 [.57]
26	15.3 [.60]	19.2 [.76]
50	24.9 [.98]	28.8 [1.13]

RECOMMENDED PANEL CUT-OUT DIMENSION TABLE  
 TABLE 2

DESIGN REFERENCE	NEXT ASSEMBLY	REV	ECO	ISSUE DATE AND DESCRIPTION	DRFT	CHKD
				JAN 05, 2011	JNC	SC
DISTRIBUTION CODES		DRFT	CASTIGLIONE	DATE	DATE	DATE
		CHKD		JAN 05, 2011		JAN 12, 2011
DIVISION	DIVISION CODE	© 3M COPYRIGHT 2011				
Interconnect Solutions	ISD	This document and the information it contains are 3M property and may not be reproduced or further distributed without 3M permission, or used or disclosed other than for 3M authorized purposes. All rights reserved.				
DO NOT SCALE DRAWING	SCALE 4/1	TOLERANCES EXCEPT AS NOTED				
		INCHES				
		.0 ±.006				
		.00 ±.006				
		.0000 ±.005				
		MILLIMETERS				
		0 ±.15				
		.00 ±.15				
		.000 ±.13				
THIRD ANGLE PROJECTION		CAGE SIZE DRAWING NO.				
INTERPRET PER ASME Y14.5 - 1994		NUMBER D 78-5100-2124-5				
MAX SURFACE ROUGHNESS		MODEL 122XX-51X0-00				
MARKED SURFACES		REV. E				
MARKED ONLY		DET. [ ] YES [X] NO SHT 2 OF 2				