


3M™ Mini D Ribbon (MDR) Connectors

Metal Junction Shell for Round Cable

103 Series



- Metal junction shell for round cable
- Rugged two-piece die cast metal shell with round straight exit (compatible with 101XX-6000 EC plug)
- Reliable metal strain relief clamp provides grounding for cable shield
- Excellent EMI/ESD protection
- Quick release latching mechanism
- Positions: 14, 20, 26, 36, 40, 50, 68 and 100
- See the Regulatory Information Appendix (RIA) in the “RoHS compliance” section of www.3mconnectors.com for compliance information

Date Modified: February 7, 2012

TS-0341-C
Sheet 1 of 2

Physical

Shell:

Material: Zinc Alloy

Plating: Nickel

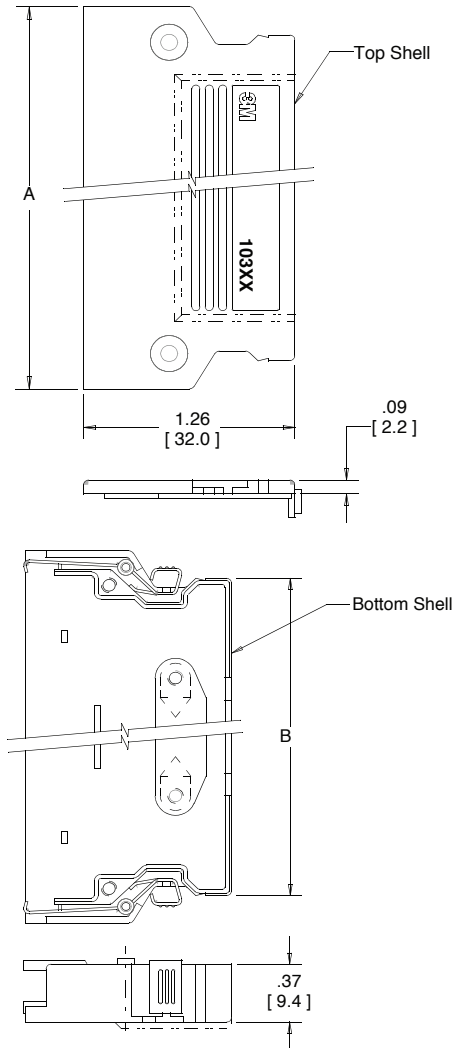
Marking: 3M Logo and Part Number Identification

*RoHS = Directive 2002/95/EC, Restriction of the Use of Certain Hazardous Substances in Electrical and Electronic Equipment
“RoHS compliant” means that the product or part does not contain any of the following substances in excess of the following proposed maximum concentration values in any homogeneous material (unless exempt under RoHS): (a) 0.1% (by weight) for each of lead, mercury, hexavalent chromium, polybrominated biphenyls or polybrominated diphenyl ethers; or (b) 0.01% (by weight) for cadmium.

3M™ Mini D Ribbon (MDR) Connectors

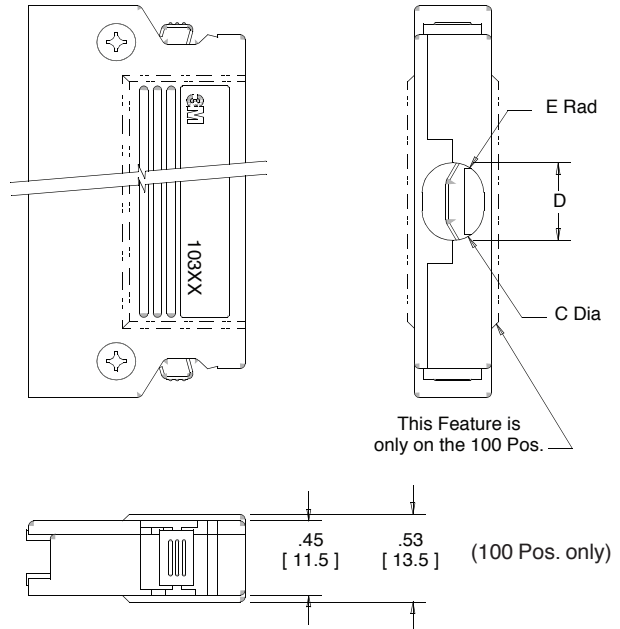
Metal Junction Shell for Round Cable

103 Series



Package Contents:

- 1 - Cable Clamps (Plated Steel)
- 2 - M2.6 x 6 mm Flat Head Screws
- 2 - M2.6 x 4 mm Pan Head Screws
- 2 - Metal Shell Halves
- 2 - Metal Latches



Assembled Junction Shell

Contact Quantity	Dimensions				
	A	B	C	D	E
14	1.01 [25.8]	.78 [19.9]	.27 [6.8]	—	—
20	1.17 [29.7]	.82 [21.0]	.31 [8.0]	—	—
26	1.32 [33.5]	.98 [24.8]	.33 [8.5]	—	—
36	1.57 [39.8]	1.22 [31.3]	.36 [9.1]	—	.18 [4.5]
40	1.67 [42.4]	1.32 [33.7]	.36 [9.1]	—	.18 [4.5]
50	1.92 [48.7]	1.57 [40.0]	—	.39 [10.0]	.18 [4.5]
68	2.37 [60.1]	2.02 [51.4]	—	.47 [12.0]	.18 [4.5]
100	3.16 [80.2]	2.81 [71.5]	—	.47 [12.0]	.22 [5.5]

Inch
(mm)

Tolerance Unless Noted			
	.0	.00	.000
Inch	±.1	±.01	±.005

[] Dimensions for Reference Only

Ordering Information

103XX - C200 - 00

Contact Quantity (See Table)
Note 100 position = A0

TS-0341-C
Sheet 2 of 2

Important Notice

All statements, technical information, and recommendations related to 3M's products are based on information believed to be reliable, but the accuracy or completeness is not guaranteed. Before using this product, you must evaluate it and determine if it is suitable for your intended application. You assume all risks and liability associated with such use. Any statements related to the product which are not contained in 3M's current publications, or any contrary statements contained on your purchase order shall have no force or effect unless expressly agreed upon, in writing, by an authorized officer of 3M.

Warranty; Limited Remedy; Limited Liability.

This product will be free from defects in material and manufacture for a period of one (1) year from the time of purchase. **3M MAKES NO OTHER WARRANTIES INCLUDING, BUT NOT LIMITED TO, ANY IMPLIED WARRANTY OF MERCHANTABILITY OR FITNESS FOR A PARTICULAR PURPOSE.** If this product is defective within the warranty period stated above, your exclusive remedy shall be, at 3M's option, to replace or repair the 3M product or refund the purchase price of the 3M product. **Except where prohibited by law, 3M will not be liable for any indirect, special, incidental or consequential loss or damage arising from this 3M product, regardless of the legal theory asserted.**

**3M Electronics Solutions Division**

6801 River Place Blvd.
Austin, TX 78726-9000
U.S.A.
1-800-225-5373
www.3Mconnectors.com

Please recycle. Printed in USA.
© 3M 2012. All rights reserved.
RIA-2217B-E

3M is a trademark of 3M Company.