


# 3M™ D Sub Plug, 8200 Series

Plug Connector

8200 Series



- Available in either open or closed end cover
- Available with dimples to aid in EMI/ESD protection
- Improved metal strain relief hooks directly to metal shell
- Low profile
- Four mounting options
- RoHS Compliant. See the “Go to RoHS Search” section on 3Mconnectors.com for compliance information (RIA E1 and C1 apply).

Date Modified: March 15, 2017

TS-0234-H  
Sheet 1 of 4

---

## Physical

### Insulation:

Material: Glass Filled Polyester (PBT)

Flammability: UL 94V-0

Color: Gray

### Contact:

Material: Copper Alloy

### Plating:

Underplating: 50 μ” [ 1.27 μm ] min Nickel

Wiping Area: 30 μ” [ 0.76 μm ] Gold

**Shell Material:** Steel

Plating: Tin

**Strain Relief Material:** Stainless Steel .016 [ 0.40 ] Thick

**Wire Accommodation:** 26 and 28 AWG Solid or Stranded

**Marking:** 3M Logo and Contact Position Numbers

---

## Electrical

**Current Rating:** 1A

**Insulation Resistance:**  $> 1 \times 10^9 \Omega$  at 500 V<sub>DC</sub>

**Withstanding Voltage:** 1000 V<sub>RMS</sub> at Sea Level

---

## Environmental

**Temperature Rating:** -55°C to +105°C

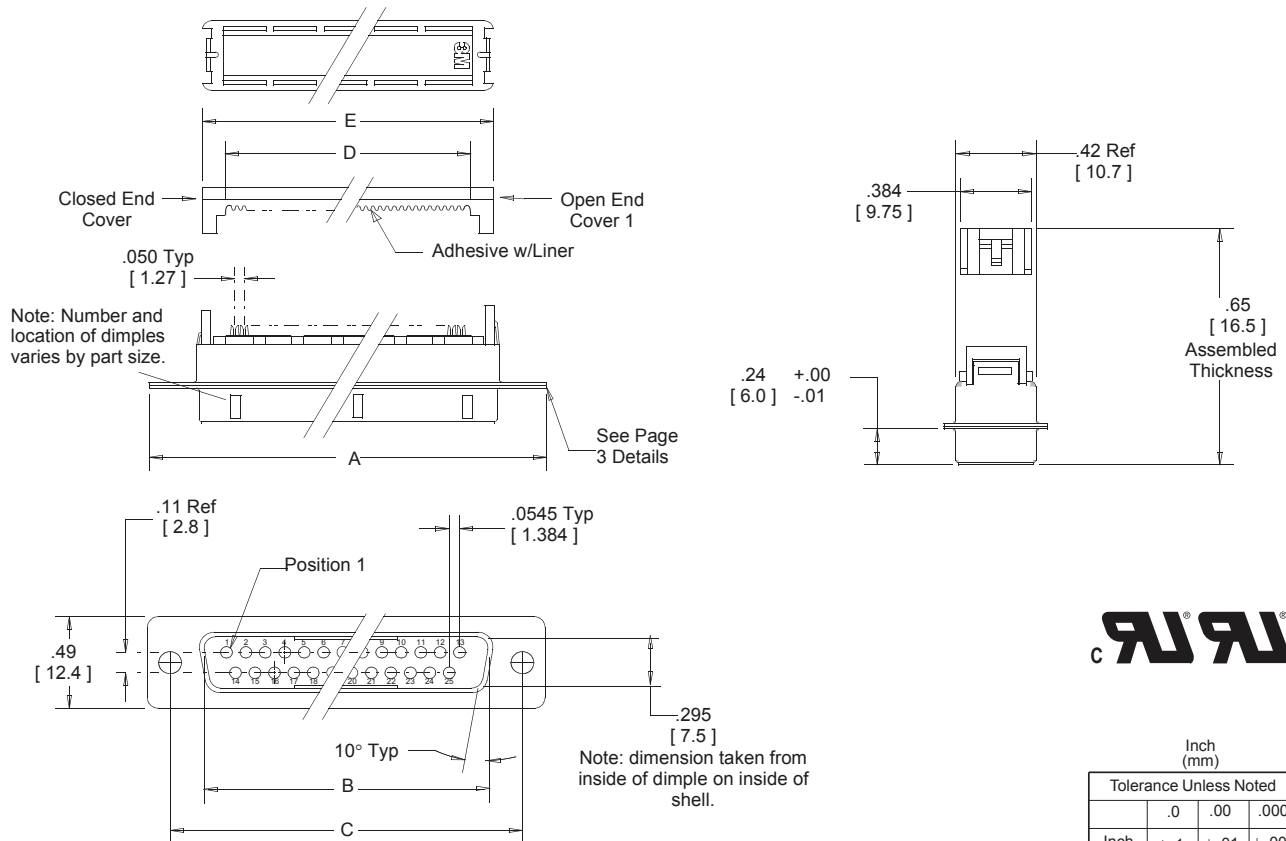
UL File No.: E68080

# 3M™ D Sub Plug, 8200 Series

Plug Connector

8200 Series

Contact Quantity	Dimensions						
	A	B	C	D	E	F ± .008	G
9	1.22 [30.9]	0.67 [16.9]	0.98 [25.0]	0.46 [11.75]	0.67 [16.92]	0.70 [17.9]	0.04 [1.0]
15	1.54 [39.2]	1.00 [25.4]	1.31 [33.3]	0.76 [19.4]	0.99 [25.2]	1.03 [26.1]	0.05 [1.2]
25	2.09 [53.0]	1.54 [39.1]	1.85 [47.0]	1.27 [32.2]	1.54 [39.0]	1.56 [39.7]	0.06 [1.4]
37	2.73 [69.4]	2.18 [55.43]	2.50 [63.5]	1.87 [47.6]	2.19 [55.56]	2.22 [56.3]	0.07 [1.8]



Inch (mm)

Tolerance Unless Noted		
	.0	.00 .000
Inch	±.1	±.01 ±.005

[ ] Dimensions for Reference only

## Ordering Information

### Connector 82XX - X00X

Contact Quantity

Cover Style:  
6= Open Cover  
7= Closed Cover  
8=Open Cover,  
WO Adhesive, Preassembled

Mounting Style:  
0 = Ø .120 [3.05] (E1 & C1 Apply)  
3 = 4-40 UNC (E5 & C3 Apply)  
9 = Rivet Crimp (E1 & C1 Apply)

### Strain Relief (Order Separately) 3448-8DXXA

09 = 9 Position  
15 = 15 Position  
25 = 25 Position  
37 = 37 Position

Assembly tools: 3M™ Standard Assembly Press 3640 (or equivalent), 3M™ Locator Plate, 3443-106N, 3M™ Platen, 3442-39N for (9 & 15 pos.) or 3442-41N for (25 & 37 pos.)

TS-0234-H  
Sheet 2 of 4

# 3M™ D Sub Plug, 8200 Series

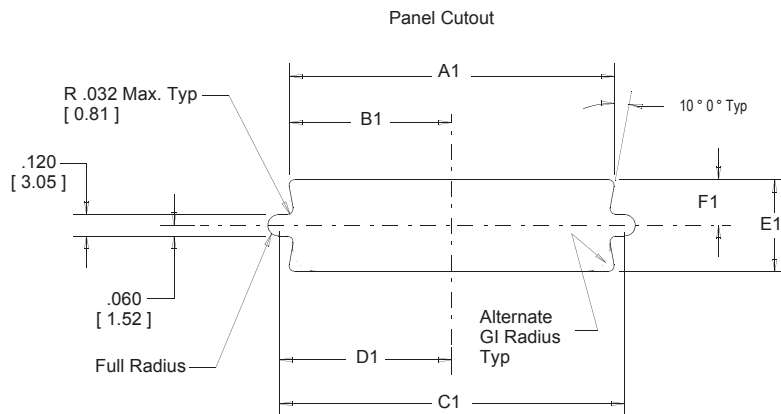
Plug Connector

8200 Series

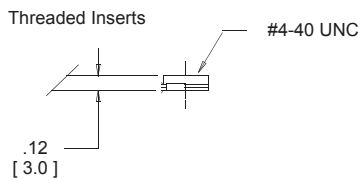
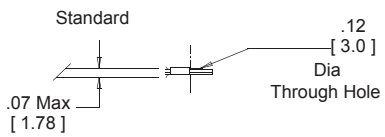
Mounting Method*	Contact Quantity	Dimensions						
		A1	B1	C1	D1	E1	F1	G1
Front	9	.87 [ 22.1 ]	.44 [ 11.2 ]	.98 [ 24.9 ]	.49 [ 12.5 ]	.51 [ 13.0 ]	.26 [ 6.6 ]	.12 [ 3.0 ]
	15	1.20 [ 30.5 ]	.60 [ 15.2 ]	1.31 [ 33.3 ]	.66 [ 16.8 ]			
	25	1.74 [ 44.2 ]	.87 [ 22.1 ]	1.85 [ 47.0 ]	.93 [ 23.6 ]			
	37	2.39 [ 60.7 ]	1.20 [ 30.5 ]	2.50 [ 63.5 ]	1.25 [ 31.8 ]			
Rear	9	0.81 [ 20.6 ]	.40 [ 10.2 ]	.98 [ 25.0 ]	.49 [ 12.5 ]	0.45 [ 11.4 ]	0.22 [ 5.6 ]	.12 [ 3.0 ]
	15	1.13 [ 28.7 ]	.57 [ 14.5 ]	1.31 [ 33.3 ]	.66 [ 16.8 ]			
	25	1.67 [ 42.4 ]	.84 [ 21.3 ]	1.85 [ 47.0 ]	.93 [ 23.6 ]			
	37	2.33 [ 59.2 ]	1.16 [ 29.5 ]	2.50 [ 63.5 ]	1.25 [ 31.8 ]			

Front Mount-The connector is mounted in front of the panel.

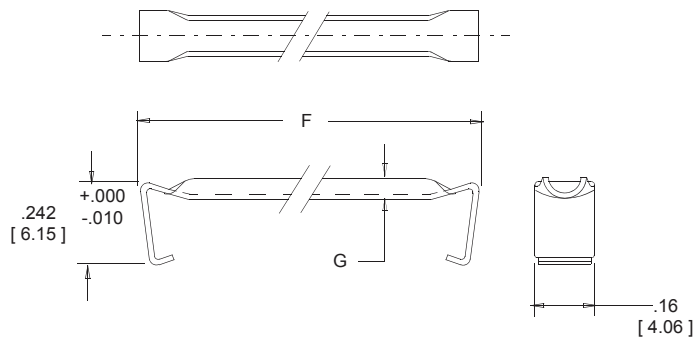
Rear Mount-The connector is mounted behind the panel.



### Mounting Styles



### Strain Relief (Order Separately) Material: Stainless Steel



TS-0234-H  
Sheet 3 of 4

Regulatory: For regulatory information about this product, contact your 3M representative.

Technical Information: The technical information, recommendations and other statements contained in this document are based upon tests or experience that 3M believes are reliable, but the accuracy or completeness of such information is not guaranteed.

Product Use: Many factors beyond 3M's control and uniquely within user's control can affect the use and performance of a 3M product in a particular application. Given the variety of factors that can affect the use and performance of a 3M product, user is solely responsible for evaluating the 3M product and determining whether it is fit for a particular purpose and suitable for user's method of application.

Warranty, Limited Remedy, and Disclaimer: Unless an additional warranty is specifically stated on the applicable 3M product packaging or product literature, 3M warrants that each 3M product meets the applicable 3M product specification at the time 3M ships the product. 3M MAKES NO OTHER WARRANTIES OR CONDITIONS, EXPRESS OR IMPLIED, INCLUDING, BUT NOT LIMITED TO, ANY IMPLIED WARRANTY OR CONDITION OF MERCHANTABILITY OR FITNESS FOR A PARTICULAR PURPOSE OR ANY IMPLIED WARRANTY OR CONDITION ARISING OUT OF A COURSE OF DEALING, CUSTOM OR USAGE OR TRADE. If the 3M product does not conform to this warranty, then the sole and exclusive remedy is, at 3M's option, replacement of the 3M product or refund of the purchase price.

Limitation of Liability: Except where prohibited by law, 3M will not be liable for any loss or damage arising from the 3M product, whether direct, indirect, special, incidental or consequential, regardless of the legal theory asserted, including warranty, contract, negligence or strict liability.



3M Electronics Materials Solutions Division  
6801 River Place Blvd.  
Austin, TX 78726-9000  
U.S.A.  
1-800-225-5373  
[www.3Mconnectors.com](http://www.3Mconnectors.com)

3M is a trademark of 3M Company.  
Please recycle. Printed in USA.  
© 3M 2017. All rights reserved.  
RIA-2217B-E