


3M™ Round Conductor Flat Cable

.100" 24 AWG Stranded, PVC

8125 Series



- Designed for power applications requiring higher current carrying capability
- 24 AWG tinned stranded copper wire provides flexibility and extended product life
- Individually insulated conductors are laminated to a PVC backing which can be zipped apart for branching or discrete terminations
- RoHS Compliant. See the Regulatory Information Appendix (RIA) in the "RoHS Compliance" section of www.3Mconnectors.com for compliance information (RIA E1 and C1 apply).

Date Modified: September 26, 2013

TS-0259-C
Sheet 1 of 2

Physical

Insulation:

Material: Polyvinyl Chloride (PVC)

Color: Dark Gray Wires

Marking Standard: None

Canadian Option:  AWM 20462 105C 300V VW1 3M NU C  AWM IA 80C 150V FT1 EU <50V

Conductors: 24 AWG 7 × 32 [7 × 0.203] Tinned Stranded Copper

Electrical

Voltage Rating: USA: 300V Canada: 150V EU: <50V

Insulation Resistance: $> 1 \times 10^{10} \Omega/10 \text{ ft. [3 m]}$

Characteristic Impedance: Unbalanced: 136 Ω

Capacitance: Unbalanced: 9.6 pF/ft [31.5 pF/m]

Inductance: Unbalanced: 0.18 $\mu\text{H/ft [0.59 } \mu\text{H/m]}$

Propagation Delay: Unbalanced: 1.30 ns/ft [4.27 ns/m]

Velocity of Propagation: Unbalanced: 78%

Note: Unbalanced is measured between ground-signal-ground conductors.

Environmental

Temperature Rating: -20°C to +105°C Canada: -20°C to +80°C

Flammability Rating: USA: VW-1 Canada: FT1

UL File No.: E42769, Style No: 20462

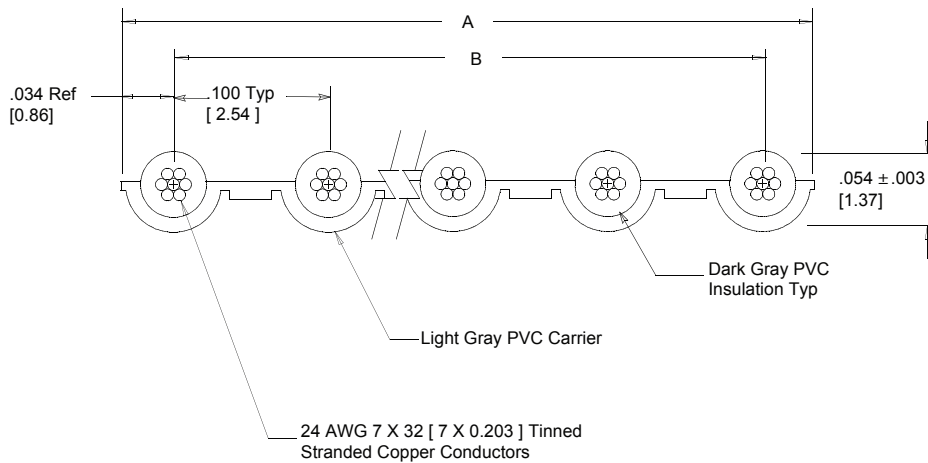
3M™ Round Conductor Flat Cable

.100" 24 AWG Stranded, PVC

8125 Series



Number of Conductors	3M Part Number	Dimension A	Dimension B
06	8125/06	0.568 ± .010 [14.43]	0.500 ± .007 [12.70]
08	8125/08	0.768 ± .010 [19.51]	0.700 ± .007 [17.78]
10	8125/10	0.968 ± .010 [24.59]	0.900 ± .007 [22.86]
12	8125/12	1.168 ± .015 [29.67]	1.100 ± .011 [27.94]
13	8125/13	1.268 ± .015 [32.21]	1.300 ± .011 [33.02]
14	8125/14	1.368 ± .015 [34.65]	1.300 ± .011 [33.02]
15	8125/15	1.468 ± .015 [37.29]	1.400 ± .011 [35.56]
17	8125/17	1.668 ± .015 [42.37]	1.600 ± .011 [40.64]
20	8125/20	1.968 ± .015 [49.99]	1.900 ± .011 [48.26]



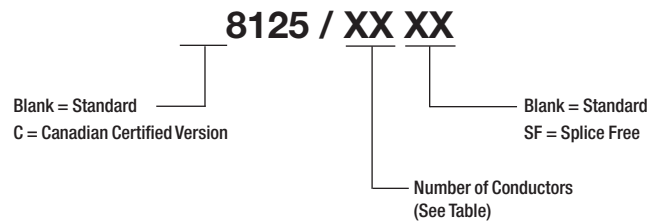
Inch
[mm]

Tolerance Unless Noted			
	.0	.00	.000
Inch	±.1	±.01	±.005

[] Dimensions for Reference Only

Note: Red marking on one edge of cable designates wire #1.

Ordering Information



Note: Available in standard 100 ft rolls. Contact 3M for availability of additional conductor counts and/or custom roll lengths.

TS-0259-C
Sheet 2 of 2

3M is a trademark of 3M Company.

Important Notice

All statements, technical information, and recommendations related to 3M's products are based on information believed to be reliable, but the accuracy or completeness is not guaranteed. Before using this product, you must evaluate it and determine if it is suitable for your intended application. You assume all risks and liability associated with such use. Any statements related to the product which are not contained in 3M's current publications, or any contrary statements contained on your purchase order shall have no force or effect unless expressly agreed upon, in writing, by an authorized officer of 3M.

Warranty; Limited Remedy; Limited Liability.

This product will be free from defects in material and manufacture for a period of one (1) year from the time of purchase. **3M MAKES NO OTHER WARRANTIES INCLUDING, BUT NOT LIMITED TO, ANY IMPLIED WARRANTY OF MERCHANTABILITY OR FITNESS FOR A PARTICULAR PURPOSE.** If this product is defective within the warranty period stated above, your exclusive remedy shall be, at 3M's option, to replace or repair the 3M product or refund the purchase price of the 3M product. **Except where prohibited by law, 3M will not be liable for any indirect, special, incidental or consequential loss or damage arising from this 3M product, regardless of the legal theory asserted.**



3M Electronics Solutions Division

6801 River Place Blvd.
Austin, TX 78726-9000
U.S.A.
1-800-225-5373
www.3Mconnectors.com

Please recycle. Printed in USA.
© 3M 2013. All rights reserved.
RIA-2217B-E