


# 3M™ Pak 20 Wiremount Socket, 1522 Series

2 mm × 2 mm for 1 mm Pitch Cable



- Mates with 1552 Series Latch Eject Header and Pak 20 (2 mm x 2 mm) grid pin strips
- Low profile
- Preassembled covers
- Available with or without strain relief
- Available with optional centerbump polarity feature
- Visit [3M.com/regs](http://3M.com/regs) or contact your 3M representative to find the RoHS compliance status of the 3M part you are interested in.

Date Modified: February 16, 2017

TS-0523-F  
Sheet 1 of 4

## Physical

### Insulation:

Material: Glass Filled Polyester (PBT)

Flammability: UL 94V-0

Color: Gray

### Contact:

Material: Copper Alloy

### Plating:

Underplating and U-Slot: 50 -150 μ" [ 1.27-3.81 μm ] Nickel - QQ-N-290, Class 2

Wiping Area: Gold, ASTM B488-01, Class C

Wire Accommodation: 28 AWG Stranded

**Marking:** 3M Logo, Part Identification Number and Orientation Triangle

Note: The location and thickness of the contact plating is determined by the part number. Refer to ordering information.

## Electrical

**Current Rating:** 4.75 A, 1 Line Powered

2.00 A, 6 Adjacent Lines Powered

1.25 A, All Lines Powered

Rating Conditions: EIA-364-070 Method 2, 30°C maximum temperature rise, 20% derated. Reference appropriate 3M Product Specification for detailed current derating curves.

**Insulation Resistance:**  $> 1 \times 10^9 \Omega$  at 500 V<sub>DC</sub>

**Withstanding Voltage:** 500 V<sub>RMS</sub> at Sea Level

## Environmental

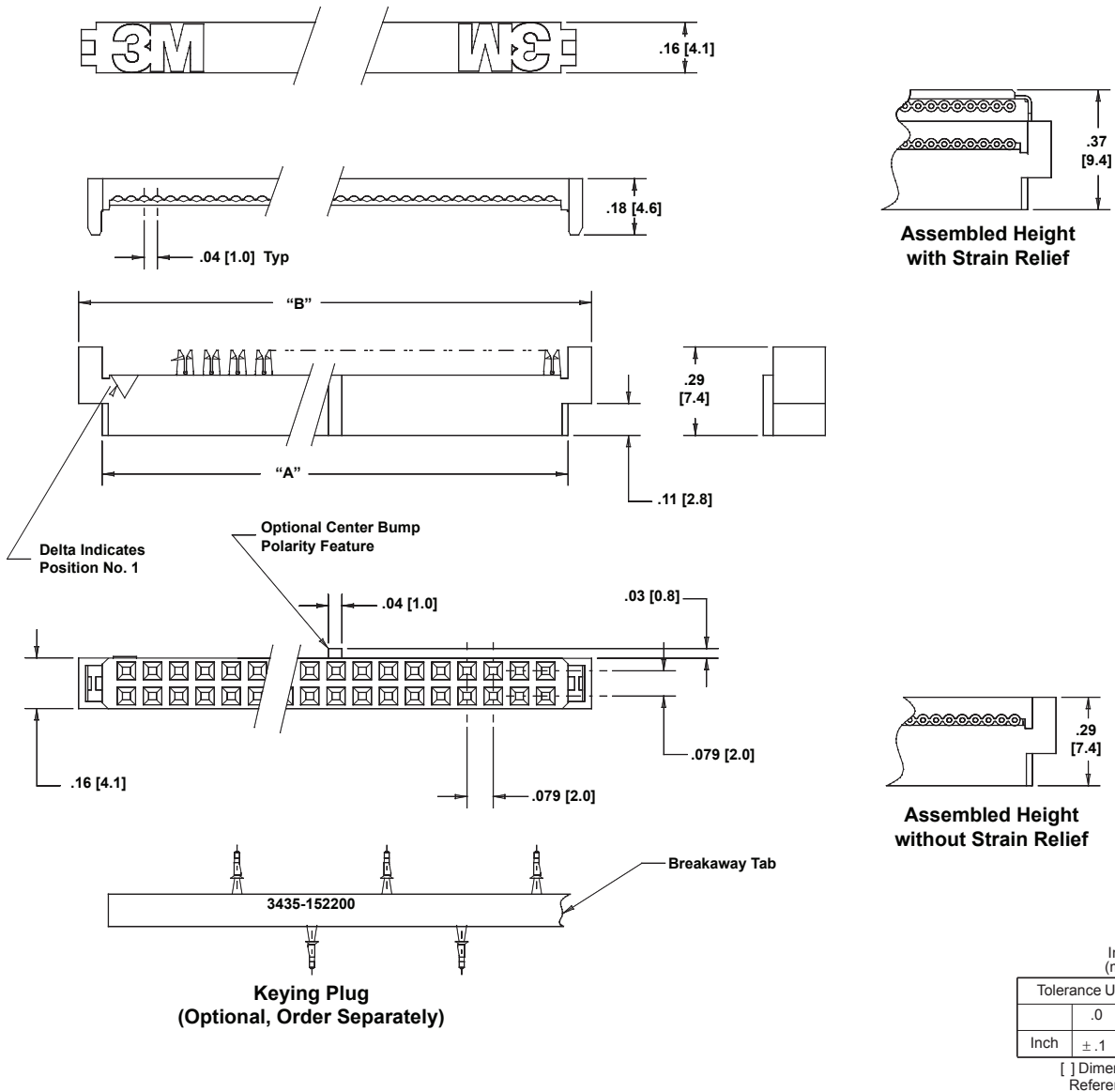
**Temperature Rating:** -55°C to +105°C

UL File No.: E68080

RoHS = Directive 2002/95/EC,  
Restriction of the Use of Certain Hazardous Substances in Electrical and Electronic Equipment

# 3M™ Pak 20 Wiremount Socket, 1522 Series

2 mm × 2 mm for 1 mm Pitch Cable



Inch (mm)			
Tolerance Unless Noted			
	.0	.00	.000
Inch	±.1	±.01	±.005

[ ] Dimensions for Reference only

## Ordering Information

**Socket**  
**1522XX - 01XXGB** RIA (E1 & C1 Apply)

Contact Quantity: \_\_\_\_\_ (See Table 1)

1 = Preassembled Open Cover

Plating  
 GB = 30 μ" [ 0.76 μm ] Avg Gold

0 = No Polarization  
 1 = Center Bump

0 = No Strain Relief  
 3 = With Strain Relief

## Strain Relief

**3448-1522XX**

Contact Quantity  
 (See Table 1)

## Gold Keying Plug

3435-152200  
 Order Separately

Application Tools: 3640 press (or equivalent), 3443-118 locator plate, 3442-9 platen

TS-0523-F  
 Sheet 2 of 4

# 3M™ Pak 20 Wiremount Socket, 1522 Series

2 mm × 2 mm for 1 mm Pitch Cable

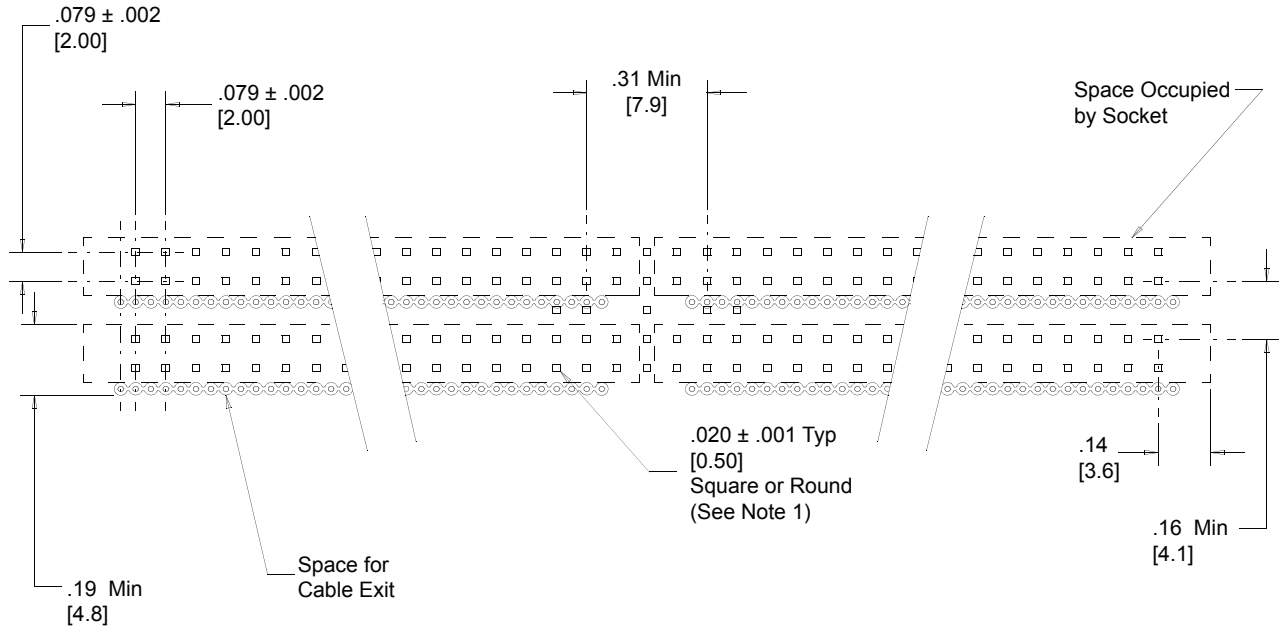
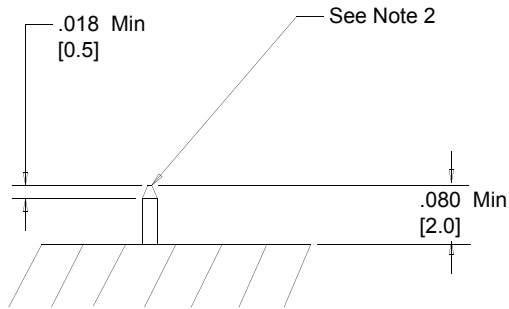


Table 1		
Contact Quantity	Dimensions	
	A	B
10	.45 [ 11.4 ]	.59 [ 15.0 ]
12	.53 [ 13.4 ]	.67 [ 17.0 ]
20	.84 [ 21.3 ]	.99 [ 25.1 ]
26	1.08 [ 27.4 ]	1.22 [ 31.0 ]
40	1.63 [ 41.4 ]	1.77 [ 45.0 ]
44	1.79 [ 45.5 ]	1.93 [ 49.0 ]
50	2.03 [ 51.3 ]	2.17 [ 55.0 ]



**Mating Pin Detail**

Inch (mm)			
Tolerance Unless Noted			
	.0	.00	.000
Inch	±.1	±.01	±.005

[ ] Dimensions for Reference only

**Notes:**

1. Measured at tip.
2. Tapered pin tip configuration recommended.

TS-0523-F  
Sheet 3 of 4

Regulatory: For regulatory information about this product, contact your 3M representative.

Technical Information: The technical information, recommendations and other statements contained in this document are based upon tests or experience that 3M believes are reliable, but the accuracy or completeness of such information is not guaranteed.

Product Use: Many factors beyond 3M's control and uniquely within user's control can affect the use and performance of a 3M product in a particular application. Given the variety of factors that can affect the use and performance of a 3M product, user is solely responsible for evaluating the 3M product and determining whether it is fit for a particular purpose and suitable for user's method of application.

Warranty, Limited Remedy, and Disclaimer: Unless an additional warranty is specifically stated on the applicable 3M product packaging or product literature, 3M warrants that each 3M product meets the applicable 3M product specification at the time 3M ships the product. 3M MAKES NO OTHER WARRANTIES OR CONDITIONS, EXPRESS OR IMPLIED, INCLUDING, BUT NOT LIMITED TO, ANY IMPLIED WARRANTY OR CONDITION OF MERCHANTABILITY OR FITNESS FOR A PARTICULAR PURPOSE OR ANY IMPLIED WARRANTY OR CONDITION ARISING OUT OF A COURSE OF DEALING, CUSTOM OR USAGE OR TRADE. If the 3M product does not conform to this warranty, then the sole and exclusive remedy is, at 3M's option, replacement of the 3M product or refund of the purchase price.

Limitation of Liability: Except where prohibited by law, 3M will not be liable for any loss or damage arising from the 3M product, whether direct, indirect, special, incidental or consequential, regardless of the legal theory asserted, including warranty, contract, negligence or strict liability.



3M Electronics Materials Solutions Division  
6801 River Place Blvd.  
Austin, TX 78726-9000  
U.S.A.  
1-800-225-5373  
[www.3Mconnectors.com](http://www.3Mconnectors.com)

3M is a trademark of 3M Company.  
Please recycle. Printed in USA.  
© 3M 2017. All rights reserved.