

3M™ Low Profile Header

.100" × .100" Straight and Right Angle, Four-Wall

303 Series



- All over gold flash
- Sturdy body
- End windows
- Low cost
- Straight or right angle
- Ejector/latch option not available
- RoHS Compliant. See the Regulatory Information Appendix (RIA) in the “RoHS compliance” section of www.3Mconnectors.com for compliance information (RIA E1 & C1 apply)

Date Modified: April 11, 2012

TS-0818 -C
Sheet 1 of 3

Physical

Insulation:

Material: Glass Filled Polyester (PBT)

Flammability: UL 94V-0

Color: Black

Contact:

Material: Brass

Plating:

Underplating: 30 μ" [0.76 μm] Nickel

Wiping Area and Solder Tails: Gold Flash

Marking: Orientation Triangle

Electrical

Current Rating: 1 A

Insulation Resistance: >1 x 10⁹ Ω at 500 V_{DC}

Withstanding Voltage: 500 V_{RMS} at Sea Level

Environmental

Temperature Rating: -55°C to +105°C

Process Temperature: Maximum insulator temperature 191°C max, solder wave process only

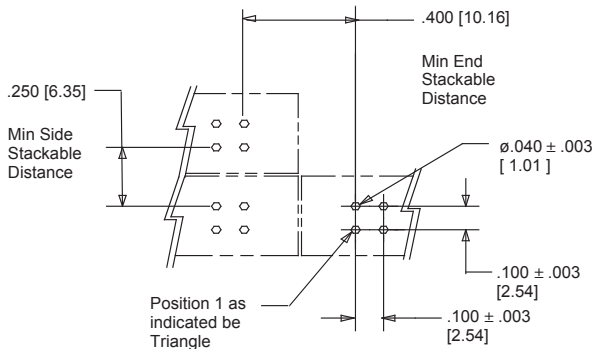
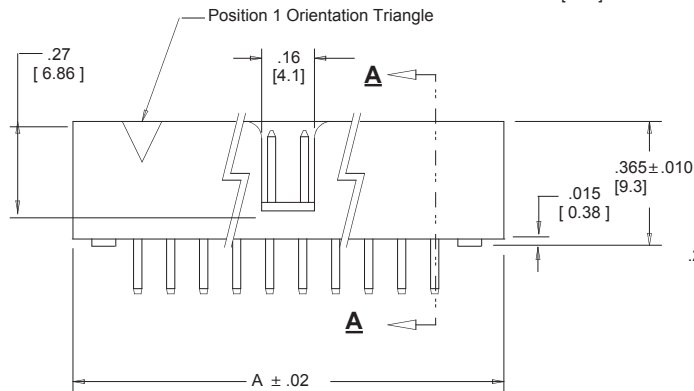
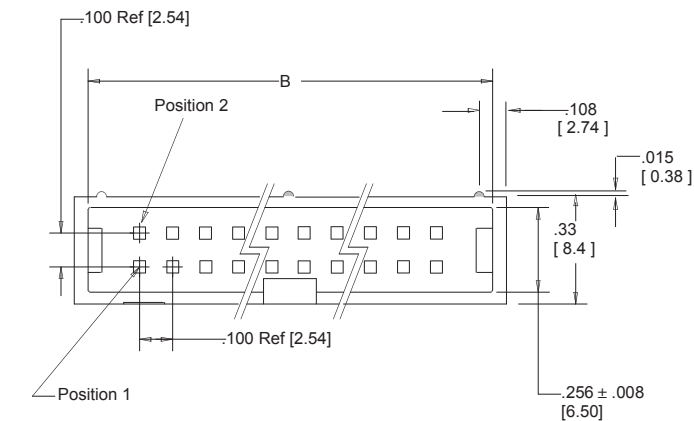
UL File No.: E68080

3M™ Low Profile Header

.100" × .100" Straight and Right Angle, Four-Wall

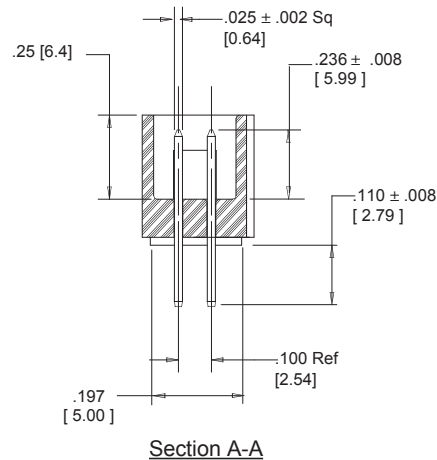
303 Series

Straight



Recommended P.C. Board Hole Pattern
(Shown for mounting side of board.)

Table 1		
Pin Quantity	Dimensions	
	A	B
06	.60 [15.4]	.51 [12.9]
08	.70 [17.8]	.61 [15.5]
10	.80 [20.3]	.71 [18.0]
14	1.00 [25.4]	.91 [23.1]
16	1.10 [27.9]	1.01 [25.6]
20	1.30 [33.0]	1.21 [30.7]
26	1.60 [40.6]	1.51 [38.4]
34	2.00 [50.8]	1.91 [48.5]
36	2.10 [53.6]	2.01 [51.0]
40	2.30 [58.4]	2.21 [56.1]
50	2.80 [71.1]	2.71 [68.8]



Tolerance Unless Noted			
	.0	.00	.000
Inch	±.1	±.01	±.005

[] Dimensions for Reference only

- Note 1: No ejector/latch option available.
 Note 2: Low temperature plastic. Check compatibility with "no lead" processing conditions prior to production use.

Ordering Information

303XX - 6002HB (RIA E1 and C1 apply)

Pin Quantity:
(See Table 1)

HB - Gold Flash

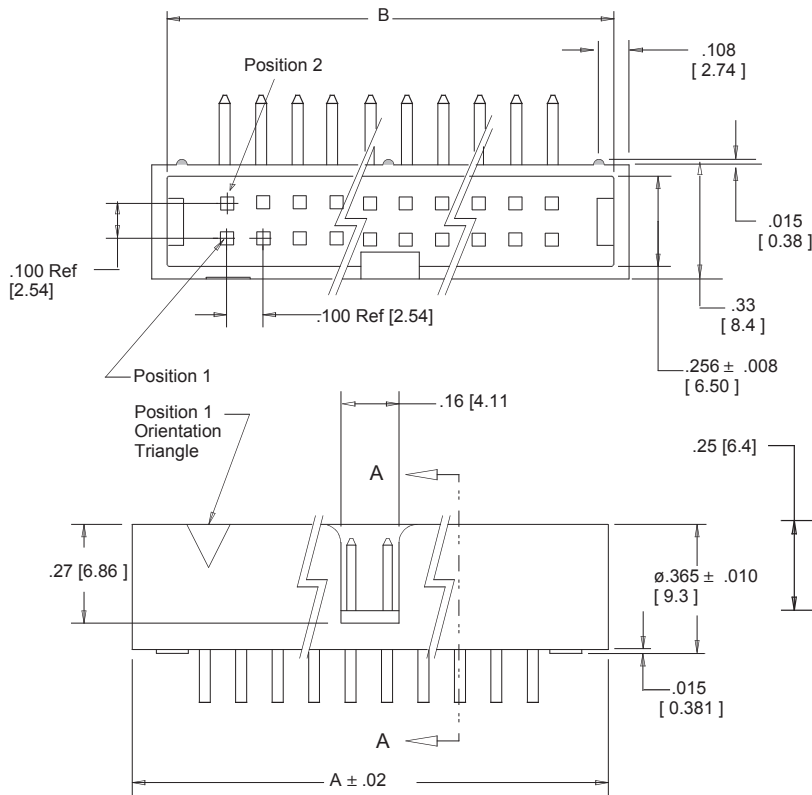
TS-0818-C
Sheet 2 of 3

3M™ Low Profile Header

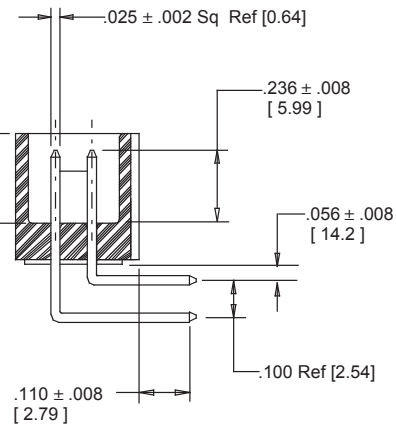
.100" × .100" Straight and Right Angle, Four-Wall

303 Series

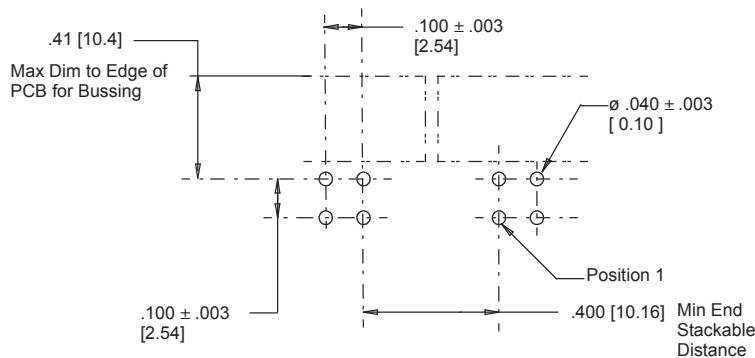
Right Angle



Pin Quantity	Dimensions	
	A	B
06	.60 [15.2]	.51 [12.9]
08	.70 [17.8]	.61 [15.5]
10	.80 [20.3]	.71 [18.0]
14	1.00 [25.4]	.91 [23.1]
16	1.10 [27.9]	1.01 [25.6]
20	1.30 [33.0]	1.21 [30.7]
26	1.60 [40.6]	1.51 [38.4]
34	2.00 [50.8]	1.91 [48.5]
36	2.10 [53.6]	2.01 [51.0]
40	2.30 [58.4]	2.21 [56.1]
50	2.80 [71.1]	2.71 [68.8]



Section A-A



Recommended P.C. Board Hole Pattern
(Shown for mounting side of board)



	Inch [mm]		
	Tolerance Unless Noted		
	.0	.00	.000
Inch	±.1	±.01	±.005

[] Dimensions for Reference only

Note 1: No ejector/latch option available.

Ordering Information

303XX - 5002HB (RIA E1 and C1 apply)

Pin Quantity:
(See Table 1)

HB - Gold Flash

TS-0818-C
Sheet 3 of 3

Important Notice

All statements, technical information, and recommendations related to 3M's products are based on information believed to be reliable, but the accuracy or completeness is not guaranteed. Before using this product, you must evaluate it and determine if it is suitable for your intended application. You assume all risks and liability associated with such use. Any statements related to the product which are not contained in 3M's current publications, or any contrary statements contained on your purchase order shall have no force or effect unless expressly agreed upon, in writing, by an authorized officer of 3M.

Warranty; Limited Remedy; Limited Liability.

This product will be free from defects in material and manufacture for a period of one (1) year from the time of purchase. **3M MAKES NO OTHER WARRANTIES INCLUDING, BUT NOT LIMITED TO, ANY IMPLIED WARRANTY OF MERCHANTABILITY OR FITNESS FOR A PARTICULAR PURPOSE.** If this product is defective within the warranty period stated above, your exclusive remedy shall be, at 3M's option, to replace or repair the 3M product or refund the purchase price of the 3M product. **Except where prohibited by law, 3M will not be liable for any indirect, special, incidental or consequential loss or damage arising from this 3M product, regardless of the legal theory asserted.**

**3M Electronics Solutions Division**

6801 River Place Blvd.
Austin, TX 78726-9000
U.S.A.
1-800-225-5373
www.3Mconnectors.com

Please recycle. Printed in USA.
© 3M 2012. All rights reserved.
RIA-2217B-E

3M is a trademark of 3M Company.