

# 3M™ Wiremount Socket

.100" × .100" for .050" Pitch Cable (Optional Plastic or Metal Strain Relief)

3000 Series



- Industry standard IDC socket
- Positive locking metal “J” clips provide high cover retention
- Mates with 3M headers, plugs and pin strips for quick connect/disconnect capability
- Open or closed end covers available
- Accepts flat cable or discrete wire
- Military polarization, with or without centerbump
- Transfer adhesive on covers provides precision alignment between connector and cables resulting in high yield terminations
- Availability of pull tab to facilitate proper unplugging
- Availability of 2 types of strain relief (standard and low profile) to isolate the IDC interface
- Set the standard for MIL spec and IEC standardization
- Availability of Military and Center Bump polarization
- See the Regulatory Information Appendix (RIA) in the “RoHS compliance” section of [www.3mconnectors.com](http://www.3mconnectors.com) for compliance information (RIA E1 & C1 apply)

Date Modified: October 12, 2011

TS-0718-F  
Sheet 1 of 3

## Physical

### Insulation:

Material: Glass Filled Polyester (PBT)

Flammability: UL 94V-0

Color: Gray

### Contact:

Material: Copper Alloy

J Clip Material: Stainless Steel

### Plating:

Underplating and U-Slot: 100 μ" [ 2.54 μm ] Nickel

Wiping Area: 30 μ" [ 0.76 μm ] Gold

Wire Accommodation: 26 and 28 AWG Solid and Stranded

Marking: 3M Logo, Part Identification Number and Orientation Triangle

## Electrical

| Current Rating: | 1 Line | 6 Adjacent Lines | All Lines |
|-----------------|--------|------------------|-----------|
| 26 AWG          | 4.75   | 2.00             | 1.00      |
| 28 AWG          | 4.50   | 1.75             | 1.00      |

Rating Conditions: EIA-364-070 Method 2, 30°C maximum temperature rise, 20% derated.  
Reference appropriate 3M Product Specification for detailed current derating curves.

Insulation Resistance:  $> 1 \times 10^9 \Omega$  at 500 V<sub>DC</sub>

Withstanding Voltage: 1000 V<sub>RMS</sub> at Sea Level

## Environmental

Temperature Rating: -55°C to +105°C

UL File No.: E68080

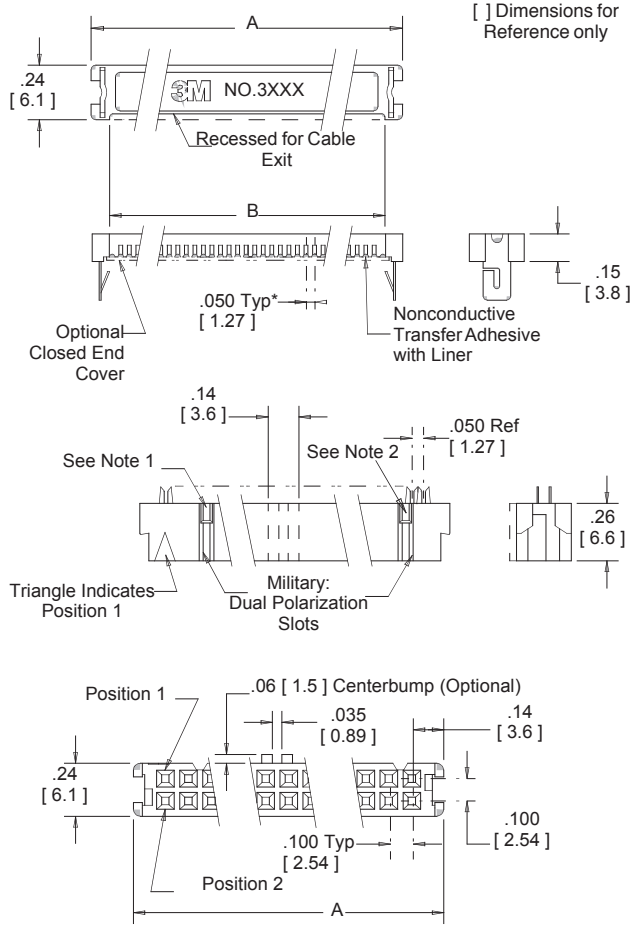
# 3M™ Wiremount Socket

.100" × .100" for .050" Pitch Cable (Optional Plastic or Metal Strain Relief)

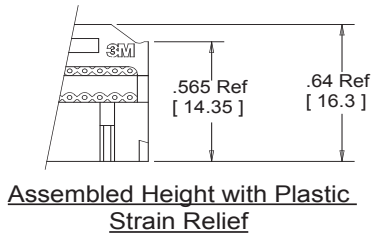
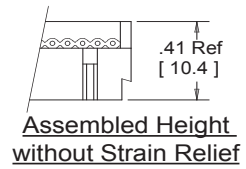
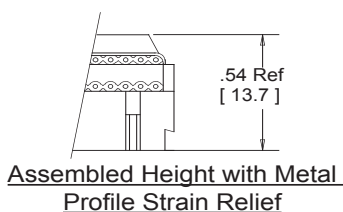
3000 Series



| Inch (mm)              |      |       |        |
|------------------------|------|-------|--------|
| Tolerance Unless Noted |      |       |        |
|                        | .0   | .00   | .000   |
| Inch                   | ± .1 | ± .01 | ± .005 |



| Contact Quantity | Dimensions    |             |             |
|------------------|---------------|-------------|-------------|
|                  | Socket Series | A           | B           |
| 6                | 3863          | 0.48 [12.2] | 0.34 [8.6]  |
| 8                | 3868          | 0.58 [14.7] | 0.44 [11.2] |
| 10               | 3473          | 0.68 [17.3] | 0.54 [13.7] |
| 14               | 3385          | 0.88 [22.4] | 0.74 [18.8] |
| 16               | 3452          | 0.98 [24.9] | 0.84 [21.3] |
| 20               | 3421          | 1.18 [30.0] | 1.04 [26.4] |
| 24               | 3626          | 1.38 [35.1] | 1.24 [31.5] |
| 26               | 3399          | 1.48 [37.6] | 1.34 [34.0] |
| 30               | 3419          | 1.68 [42.7] | 1.54 [39.1] |
| 34               | 3414          | 1.88 [47.8] | 1.74 [44.2] |
| 36               | 9436          | 1.98 [50.3] | 1.84 [46.7] |
| 40               | 3417          | 2.18 [55.4] | 2.04 [51.8] |
| 44               | 9444          | 2.38 [60.5] | 2.24 [56.9] |
| 50               | 3425          | 2.68 [68.1] | 2.54 [64.5] |
| 60               | 3334          | 3.18 [80.8] | 3.04 [77.2] |



- Notes:
1. This polarizing groove is non-existent on 3863, 3868, 3385 and 3473 Series.
  2. This polarizing groove is non-existent on 3863 series for Polarization option 6.
  3. The low profile strain relief can be used with the 4600 Series Plug and .1 x .1 Headers with ejector latches. The latches will only function as an ejector.

## Ordering Information

### Sockets

XXXX-XXXX RIA (E1 & C1 Apply)

Socket Series:  
See Table for  
3M Part Number

Cover:  
6 = Open End  
(For Daisy Chaining or Bussing)  
7 = Closed End  
(For End Cable Termination)  
(10-60 Position Only)

00 = No Strain Relief  
XX = Contact Quantity for  
Plastic Strain Relief  
10-60 Position  
05 = Plastic Strain Relief  
6 & 8 Position  
06 = Metal Strain Relief  
10-60 Position

Polarization:  
0 = Military (Dual Slot)  
6 = Centerbump and Military

### Strain Relief (Order Separately) 3448-X0XX

Type:  
2 = Low Profile 10-60  
Position (Metal)  
3 = Plastic

XX = "Contact Quantity"  
See Table  
(i.e. 50 for  
a 50 Position  
Strain Relief)

### Keying Plug (Order Separately) 3435-0

### Pull Tabs (Order Separately) 3490-X

See TS-0720

Assembly tools: 3M™ Press (or equivalent) 3640, 3M™  
Locator Plate 3443-94, 3M™ Platen 3442-9.

TS-0718-F  
Sheet 2 of 3



**Important Notice**

All statements, technical information, and recommendations related to 3M's products are based on information believed to be reliable, but the accuracy or completeness is not guaranteed. Before using this product, you must evaluate it and determine if it is suitable for your intended application. You assume all risks and liability associated with such use. Any statements related to the product which are not contained in 3M's current publications, or any contrary statements contained on your purchase order shall have no force or effect unless expressly agreed upon, in writing, by an authorized officer of 3M.

**Warranty; Limited Remedy; Limited Liability.**

This product will be free from defects in material and manufacture for a period of one (1) year from the time of purchase. **3M MAKES NO OTHER WARRANTIES INCLUDING, BUT NOT LIMITED TO, ANY IMPLIED WARRANTY OF MERCHANTABILITY OR FITNESS FOR A PARTICULAR PURPOSE.** If this product is defective within the warranty period stated above, your exclusive remedy shall be, at 3M's option, to replace or repair the 3M product or refund the purchase price of the 3M product. **Except where prohibited by law, 3M will not be liable for any indirect, special, incidental or consequential loss or damage arising from this 3M product, regardless of the legal theory asserted.**

**3M Electronics Solutions Division**

6801 River Place Blvd.  
Austin, TX 78726-9000  
U.S.A.  
1-800-225-5373  
[www.3Mconnector.com](http://www.3Mconnector.com)

Please recycle. Printed in USA.  
© 3M 2010. All rights reserved.  
RIA-2217B-E

3M is a trademark of 3M Company.