

# 3M™ IDC Ribbon Cable Socket

.100" × .100" for .050" Pitch Cable

891 Series



- Preassembled, packaging on swords for easy loading of manual and semi-automatic assembly equipment
- “Bumps” are designed to prevent premature latch locking during shipment
- Optional double-sided adhesive pull tab for easy unplugging
- Double-recessed cover for cable terminating from either side virtually eliminating the need for single-recessed cover connectors
- Military polarization, with or without centerbump
- See the Regulatory Information Appendix (RIA) in the “RoHS compliance” section of [www.3Mconnectors.com](http://www.3Mconnectors.com) for compliance information (RIA E1 & C1 apply)

Date Modified: July 18, 2012

TS-0449-L  
Sheet 1 of 3

## Insulation:

Material: Glass Filled Polyester (PBT)

Flammability: UL 94V-0

Color: Gray

## Contact:

Material: Phosphor Bronze

## Plating:

Underplating: 50 μ" [ 1.27 μm ] Nickel

Wiping Area: 30 μ" [ 0.76 μm ] Gold

Wire Accommodation: 26 and 28 AWG Stranded

**Marking:** 3M Logo and Orientation Triangle

| Current Rating: | 1 line | 6 Adjacent Lines | All Lines |
|-----------------|--------|------------------|-----------|
|                 | 28 AWG | 4.25             | 1.75      |
| 26 AWG          | 4.50   | 2.25             | 1.50      |

Rating Conditions: EIA-364-070 Method 2, 30°C maximum temperature rise, 20% derated. Reference appropriate 3M Product Specification for detailed current derating curves.

**Insulation Resistance:**  $> 1 \times 10^9 \Omega$  at 500 V<sub>DC</sub>

**Withstanding Voltage:** 1,000 V<sub>RMS</sub> at Sea Level

**Temperature Rating:** -55°C to +105°C

UL File No.: E68080

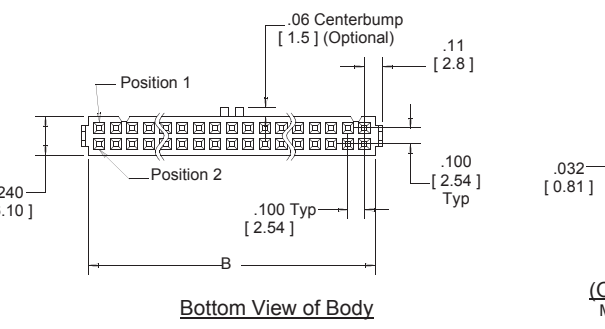
# 3M™ IDC Ribbon Cable Socket

.100" × .100" for .050" Pitch Cable

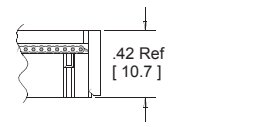
891 Series



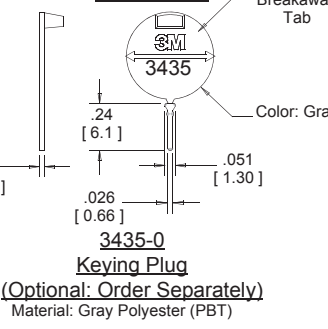
| Contact Quantity | Dimensions    |               |
|------------------|---------------|---------------|
|                  | A             | B             |
| 8                | 0.58 [ 14.7 ] | 0.43 [ 10.9 ] |
| 10               | 0.68 [ 17.3 ] | 0.53 [ 13.5 ] |
| 14               | 0.88 [ 22.4 ] | 0.73 [ 18.5 ] |
| 16               | 0.98 [ 24.9 ] | 0.83 [ 21.1 ] |
| 20               | 1.18 [ 30.0 ] | 1.03 [ 26.2 ] |
| 24               | 1.38 [ 35.1 ] | 1.23 [ 31.2 ] |
| 26               | 1.48 [ 37.6 ] | 1.33 [ 33.8 ] |
| 30               | 1.68 [ 42.7 ] | 1.53 [ 38.9 ] |
| 34               | 1.88 [ 47.8 ] | 1.73 [ 43.9 ] |
| 36               | 1.98 [ 50.3 ] | 1.83 [ 46.5 ] |
| 40               | 2.18 [ 55.4 ] | 2.03 [ 51.6 ] |
| 44               | 2.38 [ 60.5 ] | 2.23 [ 56.4 ] |
| 50               | 2.68 [ 68.1 ] | 2.53 [ 64.3 ] |
| 60               | 3.18 [ 80.8 ] | 3.03 [ 77.0 ] |



Assembled Height with Standard Plastic Strain Relief



Assembled Height Without Strain Relief



Inch (mm)

| Tolerance Unless Noted |     |      |       |
|------------------------|-----|------|-------|
|                        | .0  | .00  | .000  |
| Inch                   | ±.1 | ±.01 | ±.005 |

[ ] Dimensions for Reference only

## Ordering Information

**Sockets**  
**891XX-0X0X**

Contact Quantity See Table

1 = No Strain Relief  
 3 = Strain Relief

Package Style Options:  
 0 = Preassembled

Polarization Options:  
 0 = Without Centerbump  
 1 = With Centerbump

**Strain Relief**  
 (Order Separately)  
**3448-891XX**

Contact Quantity:  
 See Table

**Pull Tabs**  
 (Order Separately)  
 See TS-0496

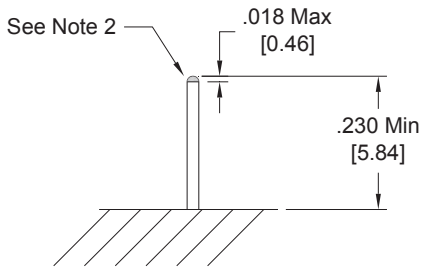
Assembly tools: 3M™ Press (or equivalent) 3640, 3M™ Locator Plate 3443-107N, 3M™ Platen 3442-9.

TS-0449-L  
 Sheet 2 of 3

# 3M™ IDC Ribbon Cable Socket

.100" × .100" for .050" Pitch Cable

891 Series



## Recommended Post Pattern for Stacked Configurations

Note 1: Measured at tip.

Note 2: Tapered pin tip configuration recommended.

TS-0449-L  
Sheet 3 of 3

**Important Notice**

All statements, technical information, and recommendations related to 3M's products are based on information believed to be reliable, but the accuracy or completeness is not guaranteed. Before using this product, you must evaluate it and determine if it is suitable for your intended application. You assume all risks and liability associated with such use. Any statements related to the product which are not contained in 3M's current publications, or any contrary statements contained on your purchase order shall have no force or effect unless expressly agreed upon, in writing, by an authorized officer of 3M.

**Warranty; Limited Remedy; Limited Liability.**

This product will be free from defects in material and manufacture for a period of one (1) year from the time of purchase. **3M MAKES NO OTHER WARRANTIES INCLUDING, BUT NOT LIMITED TO, ANY IMPLIED WARRANTY OF MERCHANTABILITY OR FITNESS FOR A PARTICULAR PURPOSE.** If this product is defective within the warranty period stated above, your exclusive remedy shall be, at 3M's option, to replace or repair the 3M product or refund the purchase price of the 3M product. **Except where prohibited by law, 3M will not be liable for any indirect, special, incidental or consequential loss or damage arising from this 3M product, regardless of the legal theory asserted.**

**3M Electronics Solutions Division**

6801 River Place Blvd.  
Austin, TX 78726-9000  
U.S.A.  
1-800-225-5373  
[www.3Mconnectors.com](http://www.3Mconnectors.com)

Please recycle. Printed in USA.  
© 3M 2012. All rights reserved.  
RIA-2217B-E

3M is a trademark of 3M Company.