


# 3M™ CF Card Header

CompactFlash™ Type I, Surface Mount

7E50 Series



- Meets CFA standards
- Single row solder tails with 0.635 mm spacing
- Board component clearance with 1.64 mm standoff
- Ejector option for easy removal of CF Card
- Retainer clip option permits stability for mobile and high vibration applications
- RoHS Compliant. See the Regulatory Information Appendix (RIA) in the "RoHS Compliance" section of [www.3Mconnectors.com](http://www.3Mconnectors.com) for compliance information (RIA E1 and C1 apply)

Date Modified: July 25, 2014

TS-0662-D  
Sheet 1 of 4

## Physical

### Insulation

Material: Liquid Crystal Polyester (LCP)

Flammability: UL 94V-0

Color: Beige

### Contact

Material: Copper Alloy

### Plating

Underplating: 100 μ" [ 2.54 μm ] Nickel

Wiping Area: Gold flash over 80/20 Palladium Nickel, Lubricated (see Ordering Information)

Solder Tails: Gold flash (see Ordering Information)

**Marking** 3M Logo, Part Number on Ejector Only

## Electrical

**Current Rating:** .5 A

Insulation Resistance:  $>1 \times 10^9 \Omega$  at 500 V<sub>DC</sub>,  $>1 \times 10^8 \Omega$  at 500 V<sub>DC</sub> after Environmental Conditioning

Withstanding Voltage: 500 V<sub>RMS</sub> at Sea Level

**Current Rating:** Insulation Resistance and Withstanding Voltage

## Environmental

**Temperature Rating:** -55°C to +85°C

**Process Rating:** 260°C (per J-STD-020C)

UL File No.: E68080

CompactFlash is a registered trademark of Sandisk Corporation.

**3M**

Electronic Solutions Division  
Interconnect Solutions  
<http://www.3Mconnectors.com>

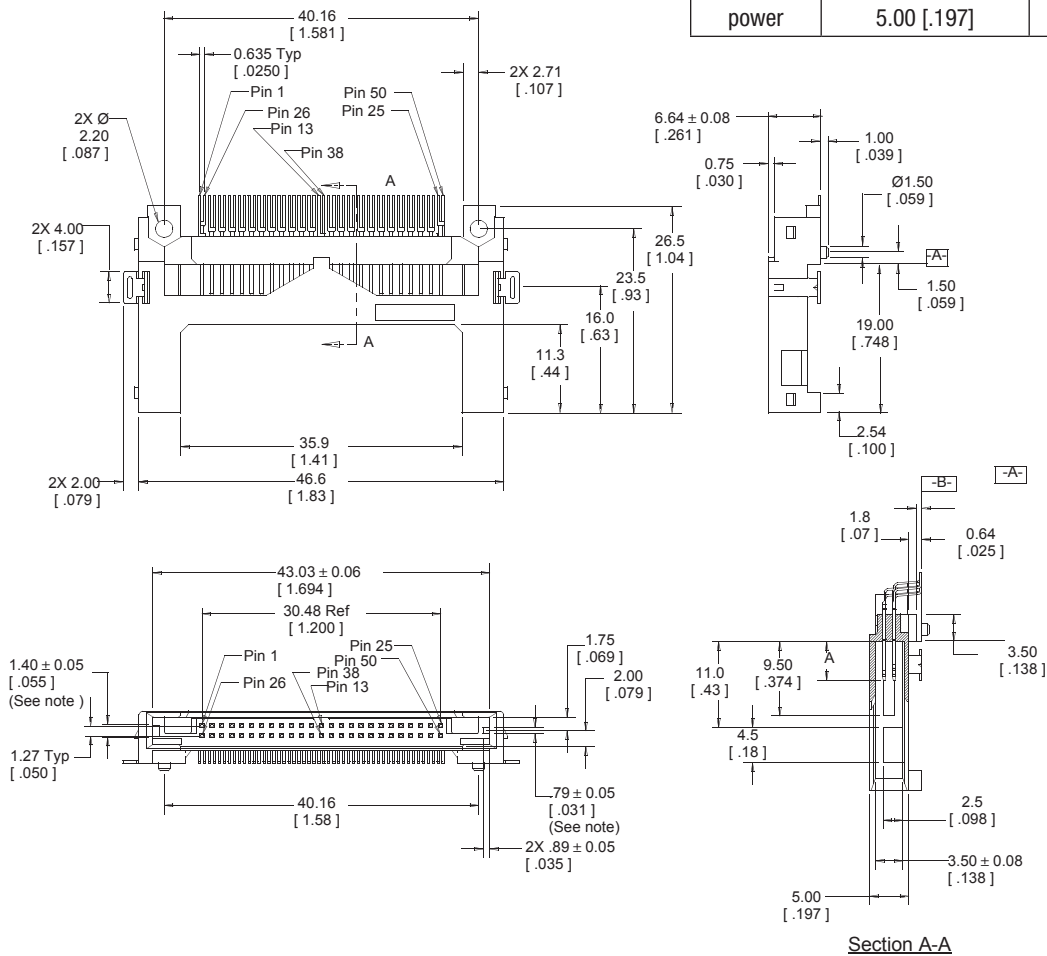
3M is a trademark of 3M Company.  
For technical, sales or ordering information call  
**800-225-5373**

# 3M™ CF Card Header

CompactFlash™ Type I, Surface Mount

7E50 Series

| Pin Type | Interface Dim A | Pin No.        |
|----------|-----------------|----------------|
| detect   | 3.50 [.138]     | 25, 26         |
| general  | 4.25 [.167]     | all other pins |
| power    | 5.00 [.197]     | 1, 3, 38 & 50  |



**Note:** Normal (Option "7") style shown. For inverse style rotate polarization keys and pin call outs 180°.

| Tolerance Unless Noted |      |       |
|------------------------|------|-------|
|                        | mm   | inch  |
|                        | .0   | .00   |
| mm                     | ± .3 | ± .15 |

[ ] Dimensions for Reference only

## N7E50-X516XX-20-XX (RIA E1 & C1 apply)

Options: CF Card Polarization  
 7 = Normal  
 A = Inverse

Options: T&R  
 WF = 72 mm

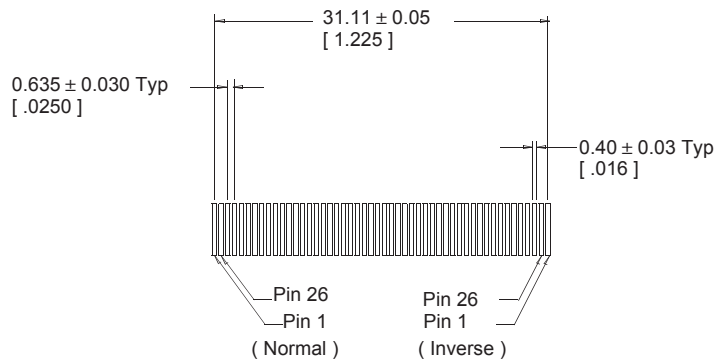
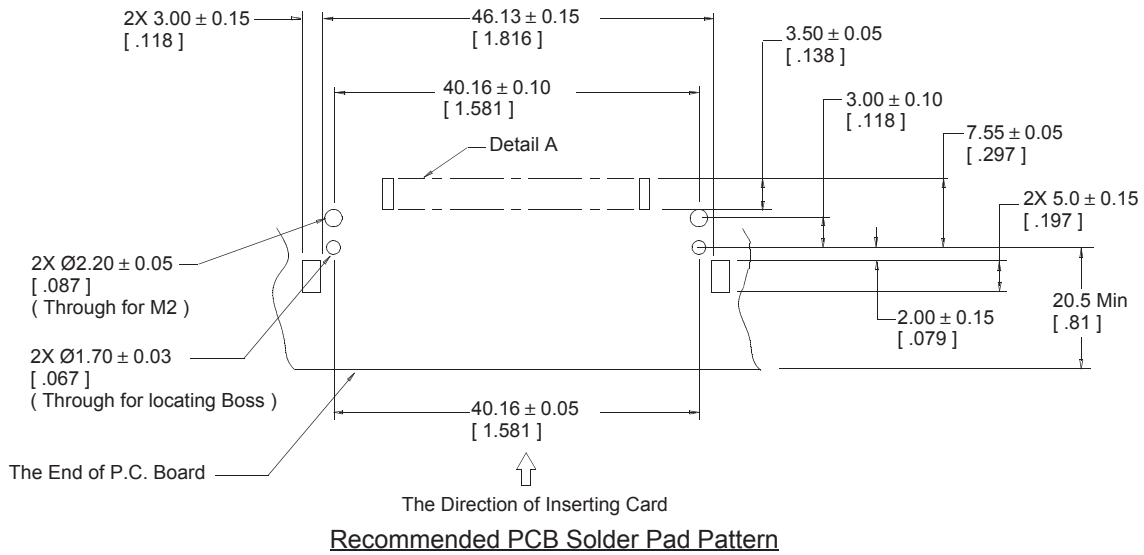
Plating:  
 PG = Au Flash over 25 μm [0.64 μm] PdNi Lubricated with Au Flash tails  
 PK = Au Flash over 20 μm [0.5 μm] PdNi Lubricated with Au Flash tails

TS-0662-D  
 Sheet 2 of 4

# 3M™ CF Card Header

CompactFlash™ Type I, Surface Mount

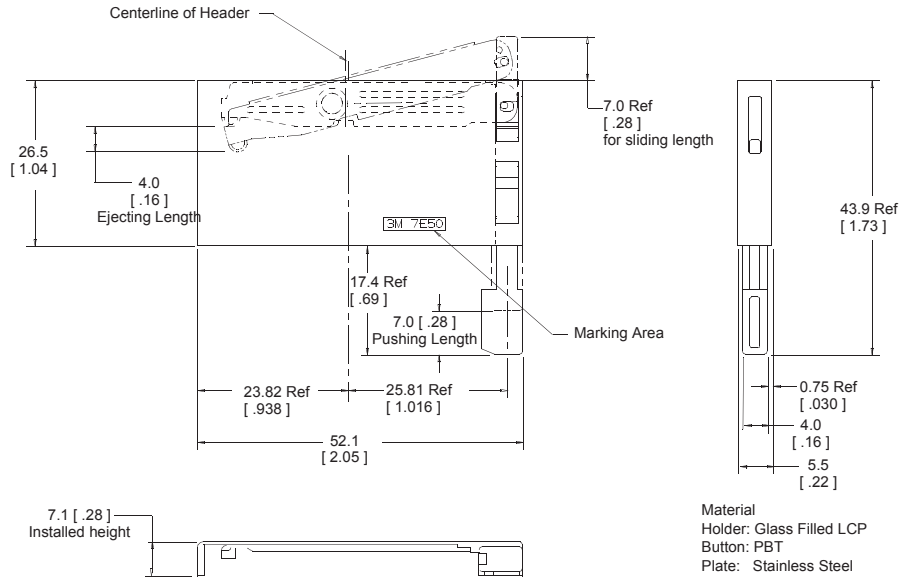
7E50 Series



**Detail A**

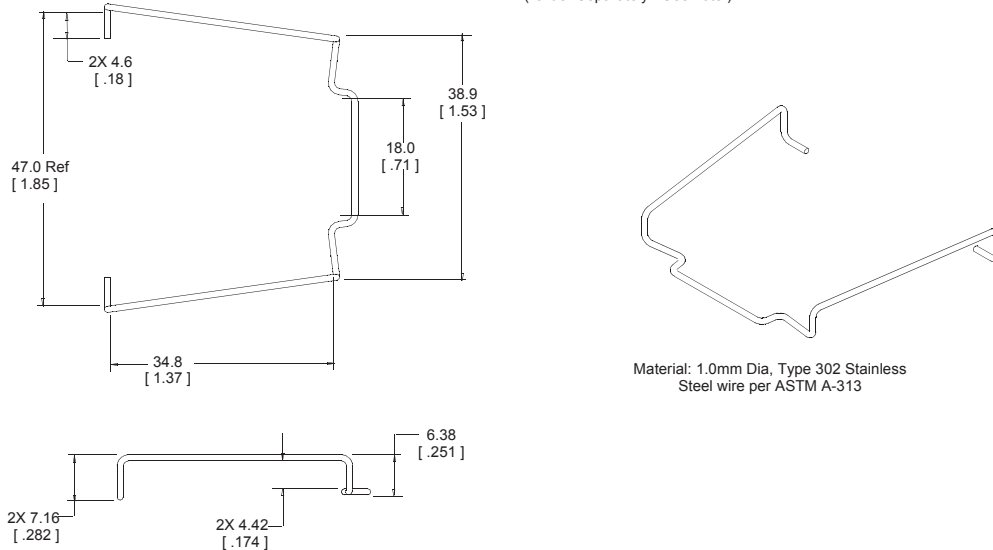
**Right Button Ejector 3M Part D7E50-7316-03**

( Order Separately - See note )



**CF Card Retainer Clip 3M Part 3505-34**

( Order Separately - See note )



**Important Notice**

All statements, technical information, and recommendations related to 3M's products are based on information believed to be reliable, but the accuracy or completeness is not guaranteed. Before using this product, you must evaluate it and determine if it is suitable for your intended application. You assume all risks and liability associated with such use. Any statements related to the product which are not contained in 3M's current publications, or any contrary statements contained on your purchase order shall have no force or effect unless expressly agreed upon, in writing, by an authorized officer of 3M.

**Warranty; Limited Remedy; Limited Liability.**

This product will be free from defects in material and manufacture for a period of one (1) year from the time of purchase. **3M MAKES NO OTHER WARRANTIES INCLUDING, BUT NOT LIMITED TO, ANY IMPLIED WARRANTY OF MERCHANTABILITY OR FITNESS FOR A PARTICULAR PURPOSE.** If this product is defective within the warranty period stated above, your exclusive remedy shall be, at 3M's option, to replace or repair the 3M product or refund the purchase price of the 3M product. **Except where prohibited by law, 3M will not be liable for any indirect, special, incidental or consequential loss or damage arising from this 3M product, regardless of the legal theory asserted.**



**3M Electronics Solutions Division**  
6801 River Place Blvd.  
Austin, TX 78726-9000  
U.S.A.  
1-800-225-5373  
www.3Mconnectors.com

Please recycle. Printed in USA.  
© 3M 2014. All rights reserved.  
RIA-2217B-E

3M is a trademark of 3M Company.