


3M™ MetPak™ 2-FB Socket

2 mm 4/5-Row, Solder Tail or Press-Fit With Tail Cover, Right Angle

MP2 Series



- End-to-end stackable
- Offset dual-beam contact minimizes insertion force
- Expanded pin counts
- Protective Push-Cap
- Monoblockable
- Press or heat stake peg
- 12 mm modular units
- Meets global IEC 61076-4-104 Futurebus+® standard
- See the Regulatory Information Appendix (RIA) in the “RoHS compliance” section of www.3Mconnectors.com for compliance information (RIA E1 & C1 apply)

Date Modified: September 17, 2013

TS-1115-D
Sheet 1 of 4

Physical

Insulation:

Material: High Temp LCP
Flammability: UL 94V-0
Color: Beige

Contact:

Material: Copper Alloy

Plating:

Underplating: 50 μ” (1.27 μm) Nickel
Wiping Area: See Ordering Information
Solder Tails: See Ordering Information

Electrical

Current Rating: Signal: 1.5 A - All contacts simultaneously

Insulation Resistance: 10³ MΩ

Withstanding Voltage: 1,000 V_{AC}

Environmental

Temperature Rating: -55° C to 125° C

Process Temperature Rating: 260°C (Profile per J-STD-020C)

Moisture Sensitivity Level: 1 (per J-STD-020C)

UL File No.: E68080

MetPak is a trademark of 3M Company.
Futurebus+ is a registered trademark of the Institute of Electrical and Electronic Engineers, Inc. (IEEE)

3M

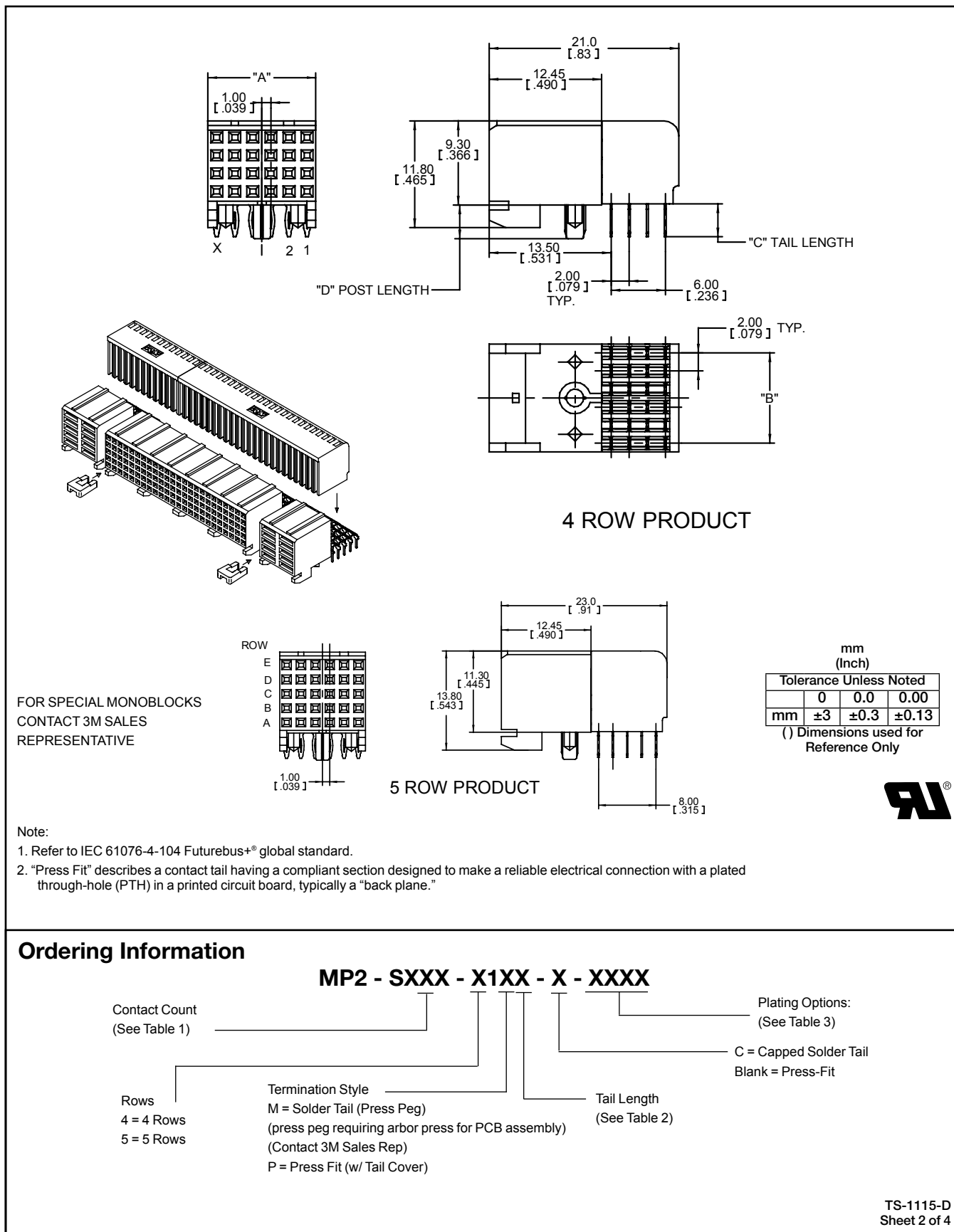
Electronic Solutions Division
Interconnect Solutions
<http://www.3Mconnectors.com>

3M is a trademark of 3M Company.
For technical, sales or ordering information call
800-225-5373

3M™ MetPak™ 2-FB Socket

2 mm 4/5-Row, Solder Tail or Press-Fit With Tail Cover, Right Angle

MP2 Series



3M™ MetPak™ 2-FB Socket

2 mm 4/5-Row, Solder Tail or Press-Fit With Tail Cover, Right Angle

MP2 Series

Table 1 - Connector & Row Lengths						
Pin Count	Dim "A" mm (Inch)		Dim "B" mm (Inch)		Rows	Block Count
024	11.95	[0.471]	10.00	[0.394]	4	1
048	23.95	[0.943]	22.00	[0.866]	4	2
072	35.95	[1.415]	34.00	[1.339]	4	3
096	47.95	[1.889]	46.00	[1.811]	4	4
120	59.95	[2.36]	58.00	[2.283]	4	5
144	71.95	[2.833]	70.00	[2.756]	4	6
168	83.95	[3.305]	82.00	[3.228]	4	7
192	95.95	[3.778]	94.00	[3.701]	4	8
030	11.95	[0.471]	10.00	[0.394]	5	1
060	23.95	[0.943]	22.00	[0.866]	5	2
090	35.95	[1.415]	34.00	[1.339]	5	3
120	47.95	[1.888]	46.00	[1.811]	5	4
150	59.95	[2.361]	58.00	[2.283]	5	5
180	71.95	[2.833]	70.00	[2.756]	5	6
210	83.95	[3.305]	82.00	[3.228]	5	7
240	95.95	[3.778]	94.00	[3.701]	5	8

Table 2 - Tail & Post Lengths			
Contact-to-PC Board Tail Termination Option No.		Dim "C"	Dim. "D"
Solder	Press-Fit*		
M1		2.72 [0.107]	3.57 [0.141]
M2	P1	3.53 [0.139]	3.57 [0.141]

*Compliant-Pin Tail

Table 3 - Plating			
Plating Suffix	Press-Fit Tails*	Solder Tails	Plating Composition
KR	(RIA E1 & C1 apply)	(RIA E1 & C1 apply)	0.76 µm [30 µ"] Min. Au Contact Area 2.54 µm [100 µ"] Min. Matt Whisker Mitigating Sn Tail Area 1.27 µm [50 µ"] Min. Ni all over
LR	(RIA E1 & C1 apply)	(RIA E1 & C1 apply)	0.08 µm [3 µ"] Min. Au Contact Area 0.67 µm [27 µ"] Min. PdNi Contact Area 2.54 µm [100 µ"] Min. Matt Whisker Mitigating Sn Tail Area 1.27 µm [50 µ"] Min. Ni all over

*Compliant-Pin Tail

TS-1115-D
Sheet 3 of 4

3M™ MetPak™ 2-FB Socket

2 mm 4/5-Row, Solder Tail or Press-Fit With Tail Cover, Right Angle

MP2 Series

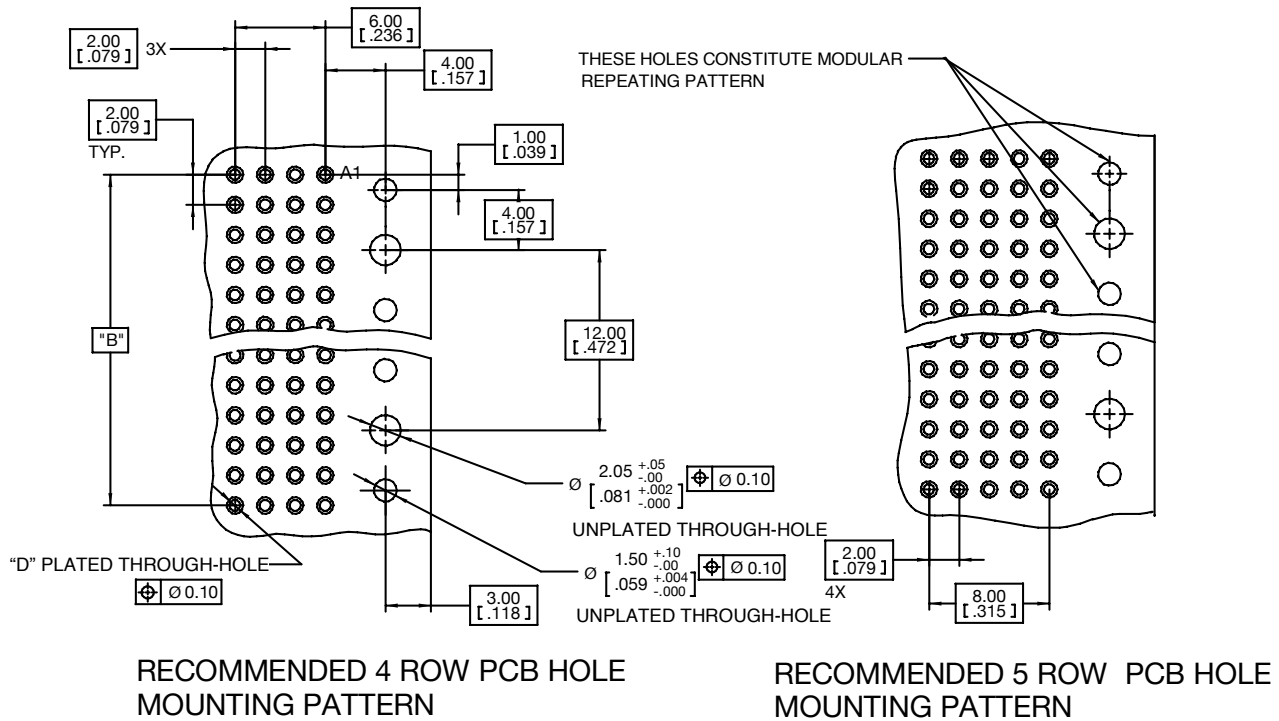


Table 4: HOLE PLATING FINISHES

HOLE	Finished Dia. mm [in]	Cu Thickness mm [in]	Immersion Matte Sn Thickness microns [μm]	Electrolytic Au Thickness microns [μm]	OSP ENTEK Thickness microns [μm]	Drilled Hole Dia. mm [in]
"D"	0.700-0.800 [.0276-.0315]	0.025-0.045 [0.001-0.002]	0.5 - 2.5 [20 - 100]	0.1 - 0.5 [4 - 20]	0.2 - 0.5 [8 - 20]	0.830-0.860 [.0330-.0340] or 0.85mm [#66] TWIST DRILL

TS-1115-D
Sheet 4 of 4

3M

Electronic Solutions Division
Interconnect Solutions
<http://www.3Mconnectors.com>

3M is a trademark of 3M Company.
For technical, sales or ordering information call
800-225-5373

3M is a trademark of 3M Company.

Important Notice

All statements, technical information, and recommendations related to 3M's products are based on information believed to be reliable, but the accuracy or completeness is not guaranteed. Before using this product, you must evaluate it and determine if it is suitable for your intended application. You assume all risks and liability associated with such use. Any statements related to the product which are not contained in 3M's current publications, or any contrary statements contained on your purchase order shall have no force or effect unless expressly agreed upon, in writing, by an authorized officer of 3M.

Warranty; Limited Remedy; Limited Liability.

This product will be free from defects in material and manufacture for a period of one (1) year from the time of purchase. **3M MAKES NO OTHER WARRANTIES INCLUDING, BUT NOT LIMITED TO, ANY IMPLIED WARRANTY OF MERCHANTABILITY OR FITNESS FOR A PARTICULAR PURPOSE.** If this product is defective within the warranty period stated above, your exclusive remedy shall be, at 3M's option, to replace or repair the 3M product or refund the purchase price of the 3M product. **Except where prohibited by law, 3M will not be liable for any indirect, special, incidental or consequential loss or damage arising from this 3M product, regardless of the legal theory asserted.**



3M Electronics Solutions Division

6801 River Place Blvd.
Austin, TX 78726-9000
U.S.A.
1-800-225-5373
www.3Mconnectors.com

Please recycle. Printed in USA.
© 3M 2013. All rights reserved.
RIA-2217B-E