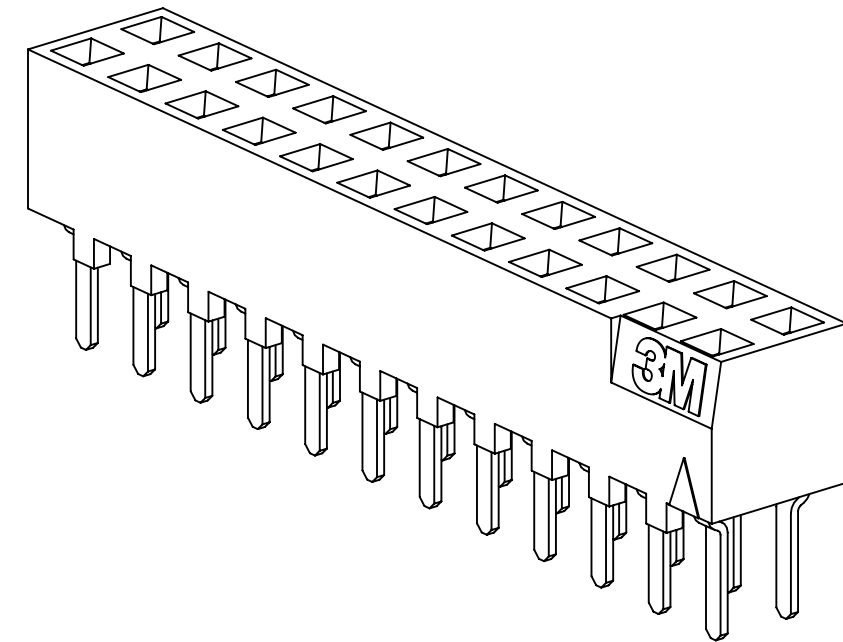
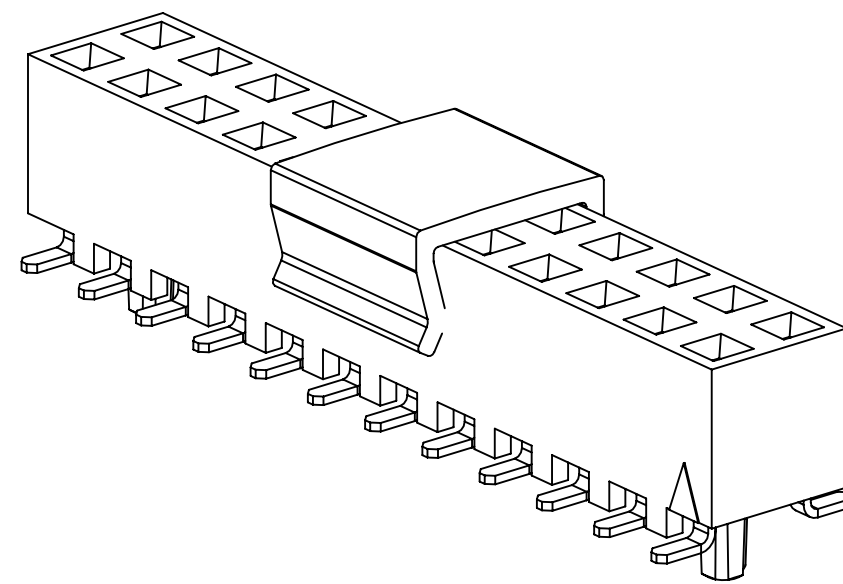


3M™ BOARDMOUNT SOCKET, 1502 SERIES
 2.00MM X 2.00MM STRAIGHT AND SURFACE MOUNT, PLATED THROUGH HOLE



STRAIGHT
VERSION



SURFACE MOUNT
VERSION

2 PHYSICAL :

INSULATOR :
 MATERIAL : HIGH TEMP THERMOPLASTIC
 CONTACT :
 MATERIAL : COPPER ALLOY
 PLATING :
 UNDER PLATING : 1.27-3.8µm (50-150µ") NICKEL-OVERALL
 WIPING : .76µm (30µ") GOLD
 SOLDER : 5.1µm (200µ") MATTE TIN (RIA E1 & C1 APPLY)
 FINISHING : ORIENTATION DELTA AND 3M LOGO (EXCEPT SURFACE MOUNT)

2 ELECTRICAL :

CURRENT RATING : 1A
 VOLTAGE RATING : 150V_{AC} PER EIA-364-20
 INSULATION RESISTANCE : >1 X 10⁹ OHM AT 250V_{DC}
 WITHSTANDING VOLTAGE : 500V_{DC} AT SEA LEVEL

2 ENVIRONMENTAL :

TEMPERATURE RATING : -55° C TO 105° C
 PROCESS RATING : MAX. 260° C (PER J-STD-020C)
 HUMIDITY SENSITIVITY LEVEL : 1 (PER J-STD-020C)

DISCONTINUED 7/17

- NOTES
1. REGULATORY INFORMATION:
 ROHS COMPLIANT. SEE THE REGULATORY INFORMATION APPENDIX (RIA) IN THE "ROHS COMPLIANCE" SECTION OF WWW.3MCONNECTORS.COM FOR COMPLIANCE INFORMATION.
 2. IN THE EVENT OF CONFLICT BETWEEN THIS DATA AND THAT CONTAINED IN THE PRODUCT SPECIFICATION, THE PRODUCT SPECIFICATION TAKES PRECEDENT.
 3. TAPE & REEL INCLUDE VACUUM PICK-UP CAP FOR PICK 'N PLACE HANDLING EQUIPMENT.
 4. PARTS IN TRAY PACKAGING ARE SUPPLIED WITHOUT VACUUM CAP.
 5. POSITIONS PER ROW, SUBTRACT 1, MULTIPLY BY 2MM SPACING.
 6. OPTIONAL LOCATOR POSTS: POSITIONS PER ROW, MULTIPLY BY 2MM SPACING, THEN SUBTRACT 4MM. POSTS ARE ONLY AVAILABLE FOR POSITIONS 08 AND GREATER.

3M™ ELECTRONICS MATERIALS SOLUTIONS DIVISION
 INTERCONNECT SOLUTIONS
<http://www.3mconnectors.com>
 3M IS A TRADEMARK OF 3M COMPANY.
 FOR TECHNICAL, SALES OR ORDERING
 INFORMATION CALL 800-225-5373

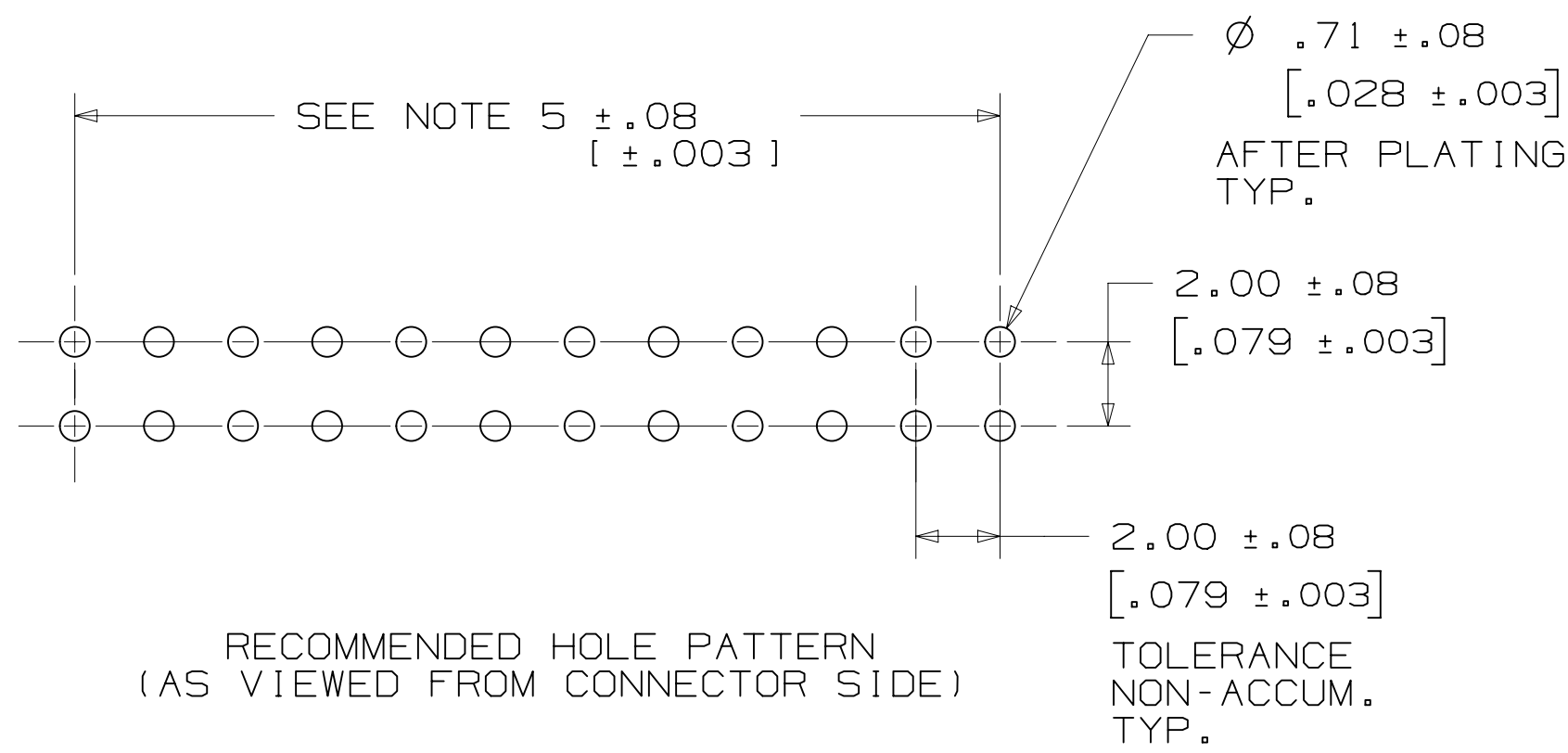
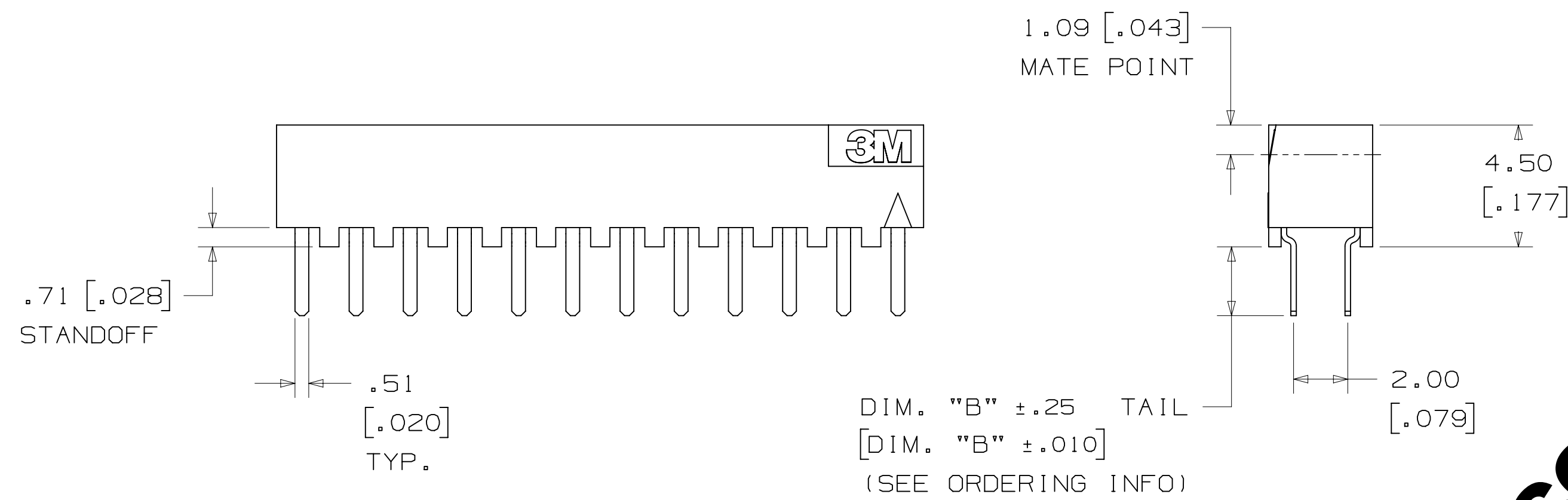
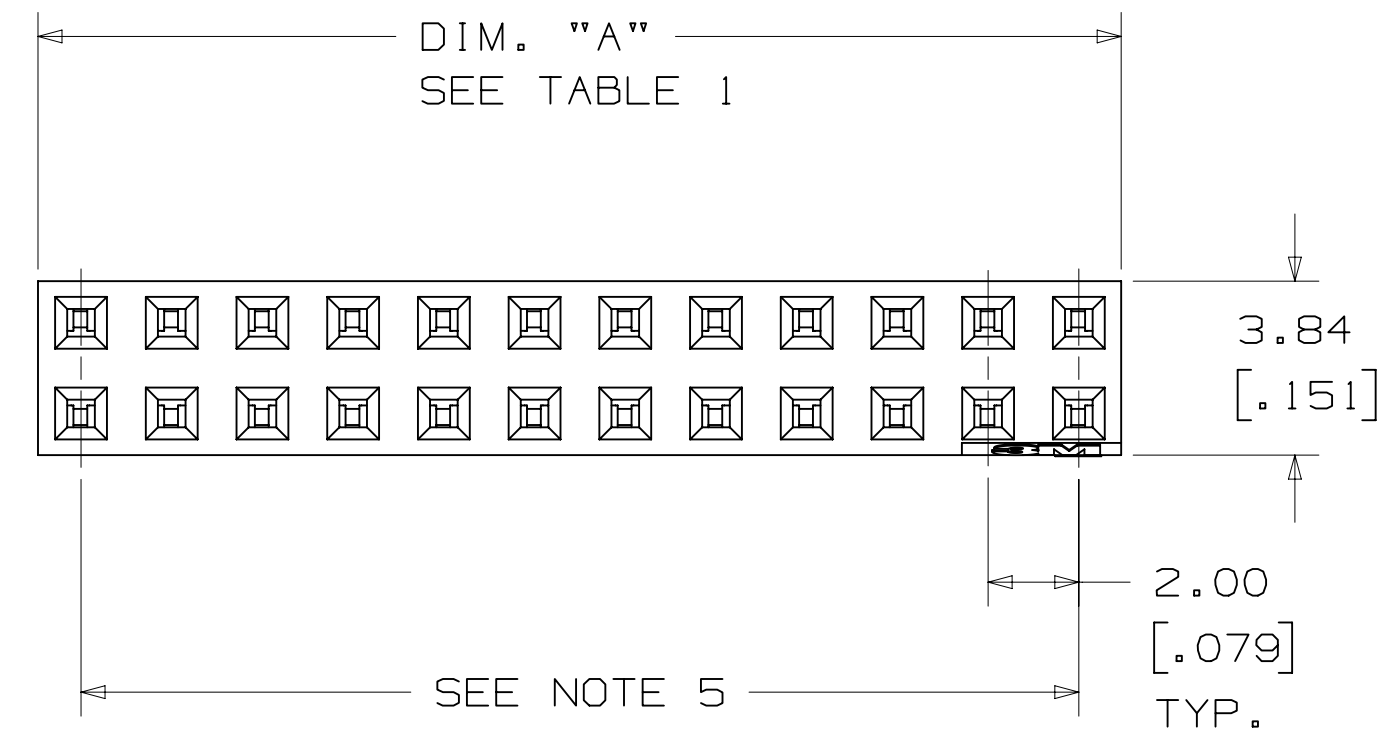
UL
 UL FILE NO: E68080

DIMENSIONS: MM (INCH)
 (INCH) FOR REF. ONLY

| | | | | | | |
|--|---------------|------------------------------------|--------------|---|------|------------|
| DESIGN REFERENCE | NEXT ASSEMBLY | REV | ECO | ISSUE DATE AND DESCRIPTION | DRFT | CHKD |
| | | | | SEP 03, 2015 REDRAWN & REMOVED RIGHT ANGLE | | |
| APPROVED | DATE | APPROVED | DATE | © 3M COPYRIGHT 2015 This document and the information it contains are 3M property and may not be reproduced or further distributed without 3M permission, or used or disclosed other than for 3M authorized purposes. All rights reserved. | | |
| CASTIGLIONE | SEP 03, 2015 | MATH | SEP 03, 2015 | | | |
| CHKD | DATE | APPRV | DATE | | | |
| | | G. MATHEWS | SEP 03, 2015 | | | |
| DIVISION | DIVISION CODE | 3M Center St. Paul, MN 55144 | | | | |
| DO NOT SCALE DRAWING | SCALE 6/1 | TOLERANCES EXCEPT AS NOTED | | | | |
| | | INCHES | | | | |
| | | .00 ± .01 | | | | |
| | | .000 ± .005 | | | | |
| | | .0000 ± | | | | |
| THIRD ANGLE PROJECTION | | MILLIMETERS | | | | |
| | | 0 ± .3 | | | | |
| | | .00 ± .13 | | | | |
| | | .000 ± | | | | |
| MAX SURFACE ROUGHNESS | | ANGLES | | | | |
| ✓ | MARKED ONLY | | | | | |
| TITLE | | CAGE NUMBER | SIZE | DRAWING NO. | REV. | |
| BOARDMOUNT SOCKET, 2MM X 2MM, STRAIGHT & SMT, PAC 20 | | D | | 78-5100-0519-8 | K | |
| MODEL | 1502 | DET | LISTS | YES | NO | SHT 1 OF 3 |

Image: K.2 10/15/2015 1:02 PM UTC-05:00

3M™ BOARDMOUNT SOCKET, 1502 SERIES
 2.00MM X 2.00MM STRAIGHT AND SURFACE MOUNT, PLATED THROUGH HOLE



| TABLE 1 | |
|--------------|---------------|
| CONTACT QTY. | DIM. "A" |
| 04 | 3.96 [.156] |
| 06 | 5.87 [.231] |
| 08 | 7.87 [.310] |
| 10 | 9.88 [.389] |
| 12 | 11.86 [.467] |
| 14 | 13.87 [.546] |
| 16 | 15.88 [.625] |
| 18 | 17.88 [.704] |
| 20 | 19.86 [.782] |
| 22 | 21.87 [.861] |
| 24 | 23.88 [.940] |
| 26 | 25.88 [1.019] |
| 28 | 27.86 [1.097] |
| 30 | 29.87 [1.176] |
| 32 | 31.88 [1.255] |
| 34 | 33.88 [1.334] |
| 36 | 35.86 [1.412] |
| 38 | 37.87 [1.491] |
| 40 | 39.88 [1.570] |
| 42 | 41.88 [1.649] |
| 44 | 43.87 [1.727] |
| 46 | 45.87 [1.806] |
| 48 | 47.88 [1.885] |
| 50 | 49.89 [1.964] |
| 52 | 51.87 [2.042] |
| 54 | 53.87 [2.121] |
| 56 | 55.88 [2.200] |
| 58 | 57.86 [2.278] |
| 60 | 59.87 [2.357] |

DISCONTINUED 1/17

ORDERING INFORMATION
 STRAIGHT
 1502XX-600X-RB

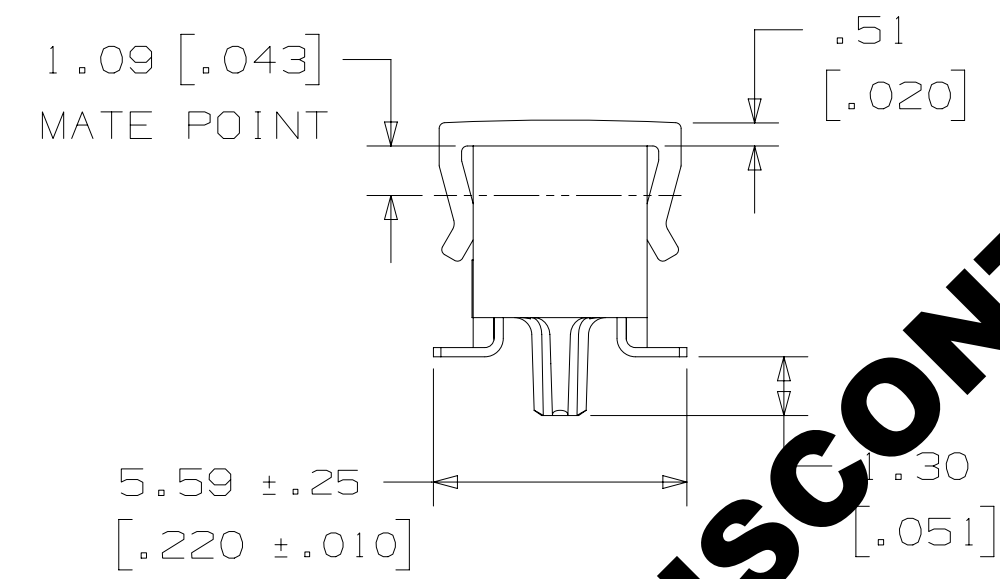
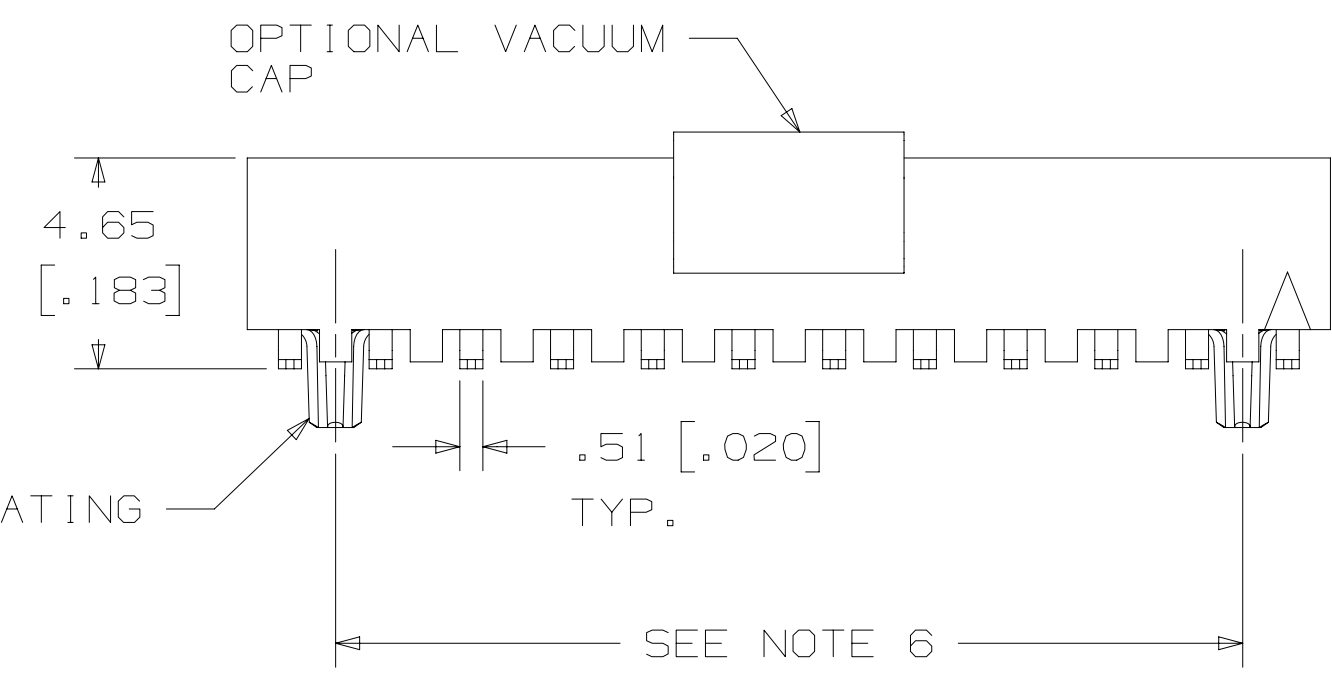
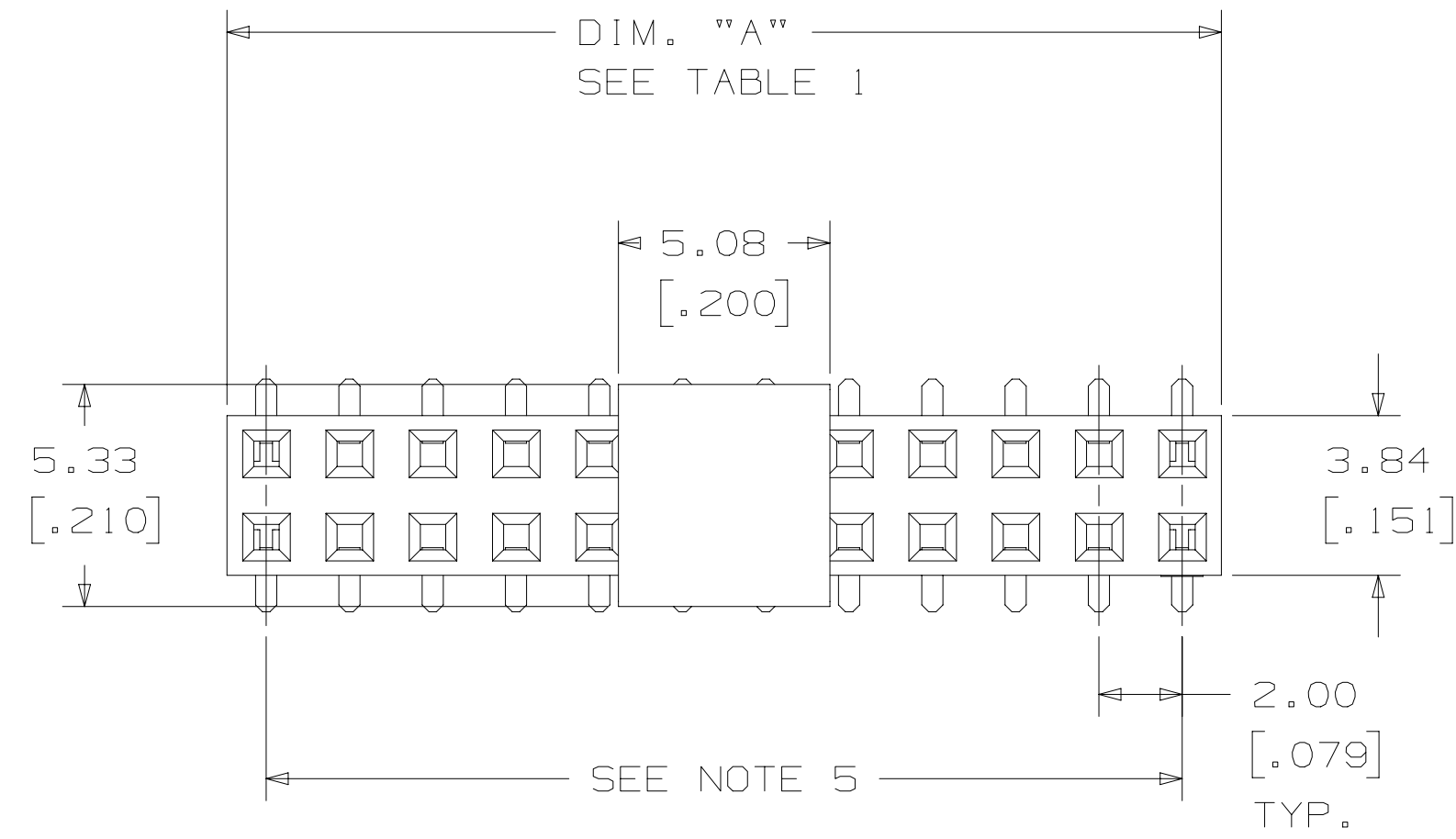
CONTACT QTY.:
 SEE TABLE 1

SOLDER TAIL LENGTH:
 DIMENSION "B"
 1 = 1.4MM (SPECIAL ORDER)
 2 = 2.54MM (STANDARD)

| | | | | | | |
|---------------------------------|---------------|---|--------------|---|------|------------|
| DESIGN REFERENCE | NEXT ASSEMBLY | REV | ECO | ISSUE DATE AND DESCRIPTION | DRFT | CHKD |
| | | | | SEP 03, 2015 REDRAWN & REMOVED RIGHT ANGLE | | |
| APPROVED | DATE | APPROVED | DATE | © 3M COPYRIGHT 2015 This document and the information it contains are 3M property and may not be reproduced or further distributed without 3M permission, or used or disclosed other than for 3M authorized purposes. All rights reserved. | | |
| CASTIGLIONE | SEP 03, 2015 | G. MATHEWS | SEP 03, 2015 | | | |
| DIVISION | | EMSD | | | | |
| DO NOT SCALE DRAWING | SCALE 6/1 | TOLERANCES EXCEPT AS NOTED | | | | |
| THIRD ANGLE PROJECTION | | INCHES .00 ±.01 .000 ±.005 .0000 ± | | | | |
| INTERPRET PER ASME Y14.5 - 2009 | | MILLIMETERS 0 ±.3 .00 ±.13 .000 ± | | | | |
| MAX SURFACE ROUGHNESS | | SURFACES .000 ± | | | | |
| MARKED ONLY | | ANGLES | | | | |
| CAGE NUMBER | SIZE | DRAWING NO. | REV. | | | |
| D78-5100-0519-8 | | | K | | | |
| MODEL | 1502 | DET | ISTS | YES | NO | SHT 2 OF 3 |

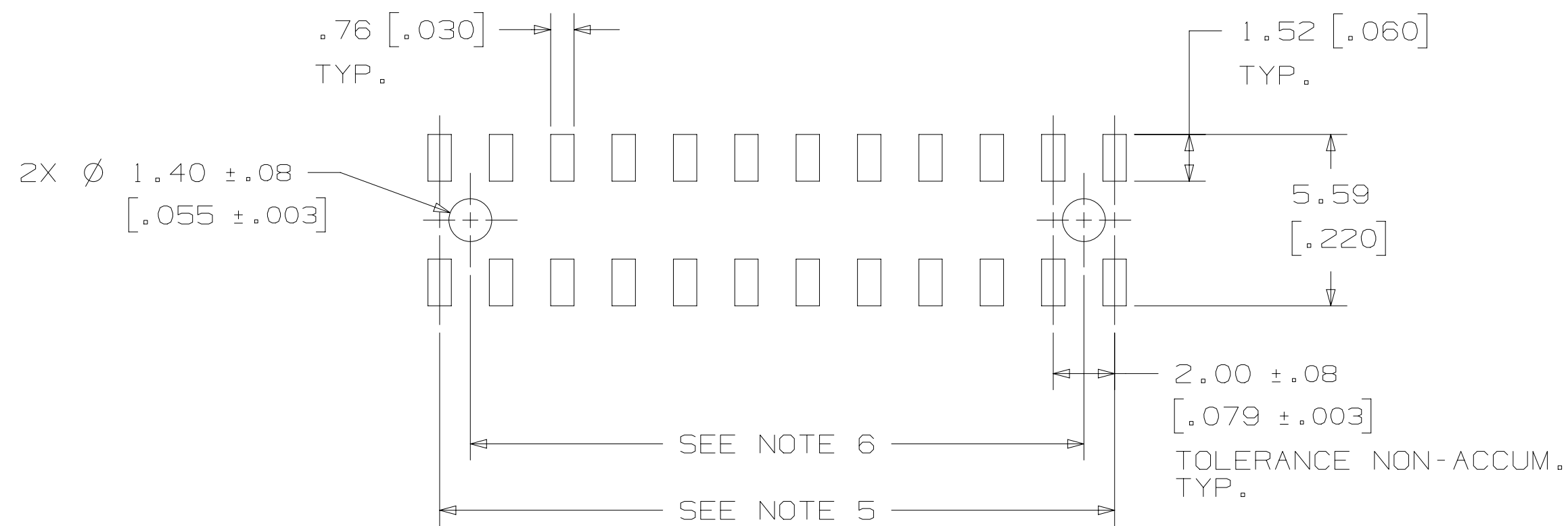
78-5100-0519-8
 DRAWING NUMBER
 K
 REVISION
 10/15/2015 1:02 PM UTC-05:00
 K
 REV.

3M™ BOARDMOUNT SOCKET, 1502 SERIES
 2.00MM X 2.00MM STRAIGHT AND SURFACE MOUNT, PLATED THROUGH HOLE



DISCONTINUED 1/17

| CONTACT QTY. | DIM. "A" | TAPE WIDTH | ORDER CODE |
|--------------|-----------------|------------|------------|
| 04 | 3.96 [.156] | N/A | N/A |
| 06 | 5.87 [.231] | N/A | N/A |
| 08 | 7.87 [.310] | 24 MM | WB |
| 10 | 9.88 [.389] | 24 MM | WB |
| 12 | 11.86 [.467] | 24 MM | WB |
| 14 | 13.87 [.546] | 24 MM | WB |
| 16 | 15.88 [.625] | 24 MM | WB |
| 18 | 17.88 [.704] | 44 MM | WD |
| 20 | 19.86 [.782] | 44 MM | WD |
| 22 | 21.87 [.861] | 44 MM | WD |
| 24 | 23.88 [.940] | 44 MM | WD |
| 26 | 25.88 [1.019] | 44 MM | WD |
| 28 | 27.86 [1.097] | 44 MM | WD |
| 30 | 29.87 [1.176] | 44 MM | WD |
| 32 | 31.88 [1.255] | 56 MM | WE |
| 34 | 33.88 [1.334] | 56 MM | WE |
| 36 | 35.86 [1.412] | 56 MM | WE |
| 38 | 37.87 [1.491] | 56 MM | WE |
| 40 | 39.88 [1.570] | 56 MM | WE |
| 42 | 41.88 [1.649] | 56 MM | WE |
| 44 | 43.87 [1.727] | 72 MM | WF |
| 46 | 45.87 [1.806] | 72 MM | WF |
| 48 | 47.88 [1.885] | 72 MM | WF |
| 50 | 49.89 [1.964] | 72 MM | WF |
| 52 | 51.87 [2.042] | 72 MM | WF |
| 54 | 53.87 [2.121] | 72 MM | WF |
| 56 | 55.88 [2.200] | 72 MM | WF |
| 58 | 57.86 [2.278] | 88 MM | WG |
| 60 | 59.87 [2.357] | 88 MM | WG |



RECOMMENDED PAD PATTERN
 (AS VIEWED FROM CONNECTOR SIDE)

ORDERING INFORMATION
 SURFACE MOUNT
 1502XX-20X0-RB-XX

CONTACT QTY.:
 SEE TABLE 1

BOARD LOCATION POST:
 0 = NONE (STANDARD)
 2 = WITH BOARD LOCATION POSTS
 (SPECIAL ORDER)

PACKAGING STYLE:
 BLANK = TRAY PACKAGING
 WX = TAPE & REEL PACKAGING
 (SEE TABLE 1 FOR ORDERING CODE)

| | | | | | | |
|------------------------|---------------------------------|---|------|--|-------------|------------|
| DESIGN REFERENCE | NEXT ASSEMBLY | REV | ECO | ISSUE DATE AND DESCRIPTION | DRFT | CHKD |
| | | | | SEP 03, 2015 REDRAWN & REMOVED RIGHT ANGLE | | |
| APPROVED | DATE | DATE | DATE | DATE | DATE | DATE |
| | | | | | | |
| DIVISION | DIVISION CODE | © 3M COPYRIGHT 2015 This document and the information it contains are 3M property and may not be reproduced or further distributed without 3M permission, or used or disclosed other than for 3M authorized purposes. All rights reserved. | | | | |
| DO NOT SCALE DRAWING | SCALE 6/1 | TOLERANCES EXCEPT AS NOTED INCHES .00 ± .01 .000 ± .005 .0000 ± | | | | |
| THIRD ANGLE PROJECTION | INTERPRET PER ASME Y14.5 - 2009 | MILLIMETERS 0 ± .00 ± .03 .00 ± .13 .000 ± | | | | |
| MAX SURFACE ROUGHNESS | ALL SURFACES | CAGE NUMBER D 78-5100-0519-8 | | | | |
| MARKED ONLY | ANGLES | MODEL 1502 | | | | |
| | | K 63282 | | SEP 03, 2015 | JNC | ARM |
| | | ECO | | ISSUE DATE AND DESCRIPTION | DRFT | CHKD |
| | | CASTIGLIONE | | SEP 03, 2015 | | |
| | | G. MATHEWS | | SEP 03, 2015 | | |
| | | 3M Center St. Paul, MN 55144 | | | | |
| | | CAGE NUMBER | | SIZE | DRAWING NO. | REV. |
| | | D 78-5100-0519-8 | | | | K |
| | | MODEL | | 1502 | DET | 1515 |
| | | | | YES | NO | SHT 3 OF 3 |