


3M™ Pin Strip Header

2 mm and 2 mm x 2 mm Straight, Surface Mount

951 Series



- High temperature dielectric
- “No lead” reflow solder compatible
- Optimizes use of PC board space
- End stackable feature
- Mates with boardmount and wiremount products
- RoHS Compliant. See the Regulatory Information Appendix (RIA) in the RoHS compliance section of www.3Mconnectors.com for compliance information (RIA E1 & C1 apply)

Date Modified: January 2, 2013

TS-2157-F
Sheet 1 of 2

Physical

Insulation

Material: High Temperature Thermoplastic
Flammability: UL 94V-0
Color: Black

Contact

Material: Copper Alloy

Plating

Underplating: 1.25–2.5 μm [100 μm] Nickel
Wiping Area: Flash Gold
Solder Tail Area: 1–3 μm [40–118 μm] Matte Tin

Current Rating: 1 A

Insulation Resistance: $> 5 \times 10^8$ Ohm at 100 V_{DC}

Withstanding Voltage: 1000 V_{DC}

Transition Resistance: ≤ 20 mOhm

Environmental

Temperature Range: -25 °C to +105 °C

Processing Temperature: max. 260 °C (Profile per J-STD-020C)

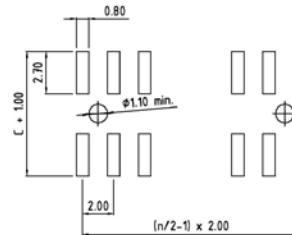
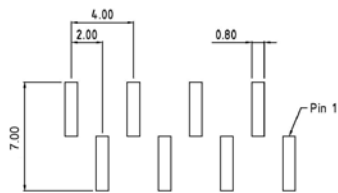
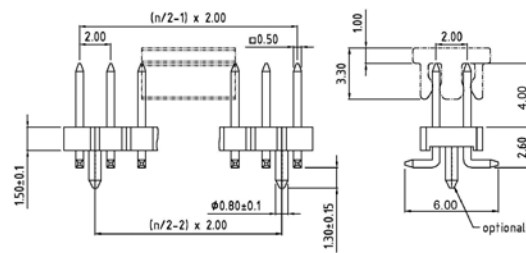
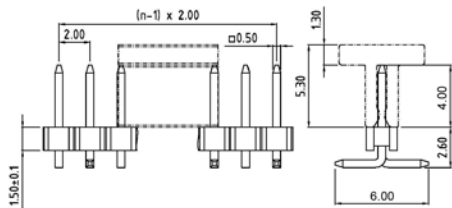
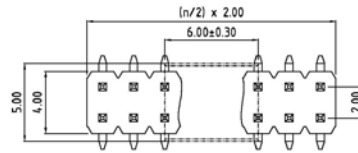
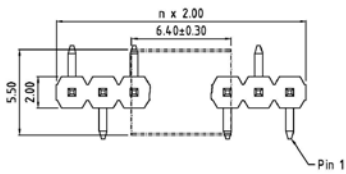
Moisture Sensitivity Level: 1 (per J-STD-020C)

UL File No.: E68080

3M™ Pin Strip Header

2 mm and 2 mm x 2 mm Straight, Surface Mount

951 Series



PCB-Layout

PCB-Layout

Tape & Reel Option								
9511xx-2530 (1 Row)	Contact Quantity	4-6	7-9	10-15	16-20	21-27	28-36	37-40
9512xx-25x0 (2 Row)		8-14	16-20	22-30	32-42	44-58	60-74	76-80
Tape Width [mm]		24	32	44	56	72	88	104

Tolerance Unless Noted [mm]				
n = No. of Contacts				
Nominal Size	0.5-3	3-6	6-30	30-120
Linear Dim	+/- 0.1	+/- 0.1	+/- 0.2	+/- 0.3
Radii	+/- 0.2	+/- 0.5	+/- 1	+/- 1

Ordering Information

951XXX — 25X0 — AR — XX (RIA E1 & C1 Apply)

Rows: _____
 1 = 1 Row
 2 = 2 Row

Contact Quantity: _____
 03-40 Pins / 1 Row
 04-80 Pins / 2 Row

Mounting Style: _____
 2 = Surface Mount,
 Straight

Packaging:
 TP = Tube
 PT = Tube with Pad
 PR = Tape & Reel with Pad
 Note: Pad options
 1 Row - 4 to 40 pos.
 2 Row - 8 to 80 pos.

Board Location Features:
 3 = 1 Row / Pin 1 Left
 2 = 2 Row / none
 5 = 2 Row / with Loc. Posts
 (8-14 Contacts)

TS-2157-F
Sheet 2 of 2

Important Notice

All statements, technical information, and recommendations related to 3M's products are based on information believed to be reliable, but the accuracy or completeness is not guaranteed. Before using this product, you must evaluate it and determine if it is suitable for your intended application. You assume all risks and liability associated with such use. Any statements related to the product which are not contained in 3M's current publications, or any contrary statements contained on your purchase order shall have no force or effect unless expressly agreed upon, in writing, by an authorized officer of 3M.

Warranty; Limited Remedy; Limited Liability.

This product will be free from defects in material and manufacture for a period of one (1) year from the time of purchase. **3M MAKES NO OTHER WARRANTIES INCLUDING, BUT NOT LIMITED TO, ANY IMPLIED WARRANTY OF MERCHANTABILITY OR FITNESS FOR A PARTICULAR PURPOSE.** If this product is defective within the warranty period stated above, your exclusive remedy shall be, at 3M's option, to replace or repair the 3M product or refund the purchase price of the 3M product. **Except where prohibited by law, 3M will not be liable for any indirect, special, incidental or consequential loss or damage arising from this 3M product, regardless of the legal theory asserted.**



3M Electronics Solutions Division

6801 River Place Blvd.
Austin, TX 78726-9000
U.S.A.
1-800-225-5373
www.3Mconnectors.com

3M is a trademark of 3M Company.

Please recycle. Printed in USA.
© 3M 2013. All rights reserved.
RIA-2217A-E