

3M™ Mini D Ribbon (MDR) Cable Assembly

.050" High Speed Digital Data Transmission System - 26 to 26 Pos.

14526-EZ8B-XXX-07C



- Solution for Digital Displays, Datacom and Telecom applications
- Supports LVDS FPD Link™, FlatLink™, ChannelLink™, PanelLink™/TMDS™ electrical interfaces
- Each differential twin-ax pair has a foil shield and drain
- Entire cable bundle is shielded with foil and braid for additional signal protection
- Rugged MDR ribbon type contact
- Quick release latches
- RoHS* compliant

Date Modified: May 15, 2006

TS-0757-17
Sheet 1 of 4

Physical

Connector Contact Plating

Wiping Area: 30 μ " [0.76 μ m] Min. Gold

Shell Color: Beige

Shell Material: Acrylonitrile Butadiene Styrene (ABS)

Cable Color: Beige

Cable Jacket Material: Polyvinyl Chloride (PVC)

Cable Flammability: AWM VW-1

Electrical

Voltage Rating: 30 V

Current Rating: 1 A

Insulation Resistance: $> 1 \times 10^8 \Omega$ at @100 Vdc

Withstanding Voltage: 350 Vrms for 1 minute

Individually Shielded Twisted Pairs

Characteristic Impedance: $100 \pm 10 \Omega$

Conductor Size: 28 AWG Stranded

Propagation Velocity: 1.25 ns/ft [4.1 ns/m]

Environmental

Temperature Rating: -20°C to +75°C

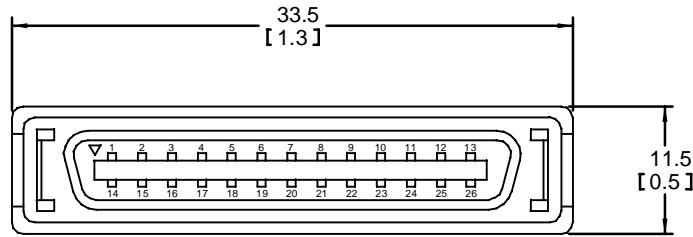
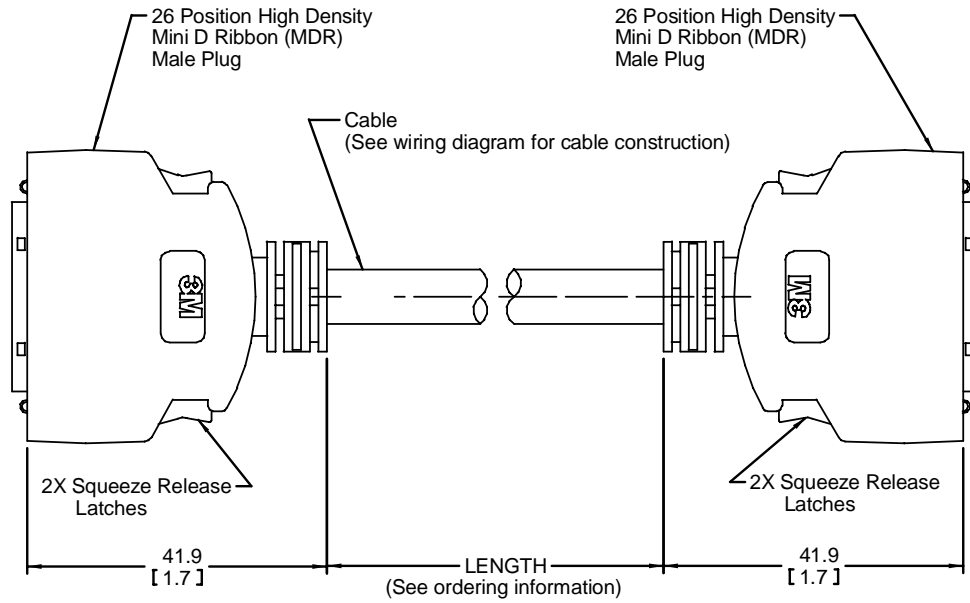
*RoHS = Directive 2002/95/EC, Restriction of the Use of Certain Hazardous Substances in Electrical and Electronic Equipment
"RoHS compliant" means that the product or part does not contain any of the following substances in excess of the following maximum concentration values in any homogeneous material, unless the substance is in an application that is exempt under RoHS: (a) 0.1% (by weight) for lead, mercury, hexavalent chromium, polybrominated biphenyls or polybrominated diphenyl ethers; or (b) 0.01% (by weight) for cadmium. Unless otherwise stated by 3M in writing, this information represents 3M's knowledge and belief based upon information provided by third party suppliers to 3M.

FPD Link is a registered trademark of National Semiconductor Inc.
PanelLink and TMDS are trademarks of Silicon Image, Inc.
FlatLink is a trademark of Texas Instruments, Inc.
ChannelLink is a trademark of Computer Network Technology Corp.

UL File No.: E86982

3M™ Mini D Ribbon (MDR) Cable Assembly

.050" High Speed Digital Data Transmission System - 26 to 26 Pos. 14526-EZ8B-XXX-07C



MDR 26 Position Plug
(Both Ends)

mm
[Inch]

Tolerance Unless Noted		
	0.0	0.00
mm	± .1	± .10

[] Dimensions for Reference only



Assembly Length Tolerance

Cable Length:
0.5 to 1.5 meters -0 + .05 meters
2 to 10 meters -0 +3% of length

Ordering Information

14526-EZ8B-XXX-07C

Length	Length
060 = 0.61 meter (2 ft.)	050 = 0.5 meter
100 = 1 meters	150 = 1.5 meters
200 = 2 meters	250 = 2.5 meters
300 = 3 meters	350 = 3.5 meters
500 = 5 meters	400 = 4 meters
A00 = 10 meters	450 = 4.5 meters
	600 = 6 meters
	700 = 7 meters
	800 = 8 meters
	900 = 9 meters

Notes:

1. USB/DDC Gnd grounding pins for USB and DDC are not commoned in the cable assembly. The end user must specify proper grounding at the board level.
2. Contact 3M for polarization key system.

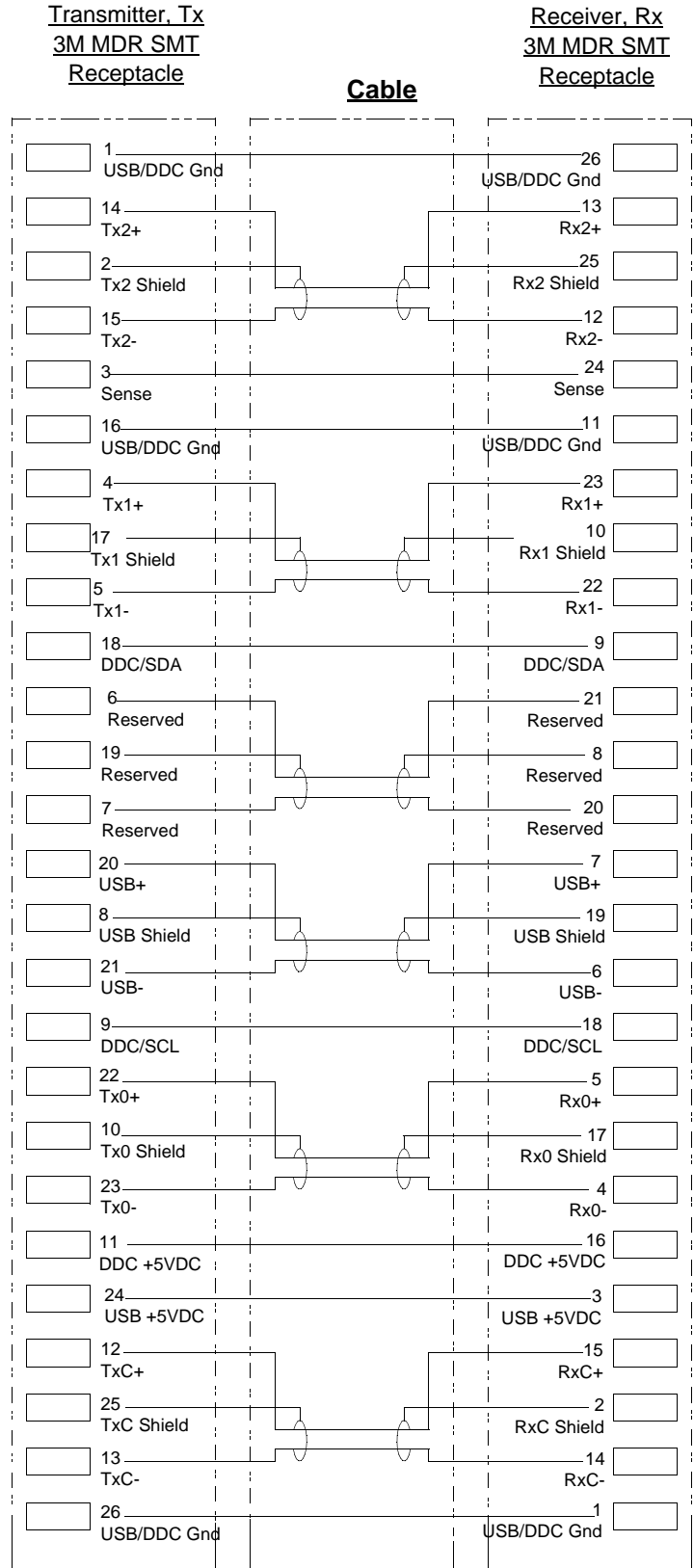
TS-0757-17
Sheet 2 of 4

3M™ Mini D Ribbon (MDR) Cable Assembly

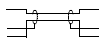
.050" High Speed Digital Data Transmission System - 26 to 26 Pos.

14526-EZ8B-XXX-07C

MDR 26 Pin, PanelLink™/TMD5™ Pinout P26-7 (Rev 7.0)



Symbols Key:



100 Ohm balanced individually shielded twisted pair w/drain

- 28 AWG insulated conductor

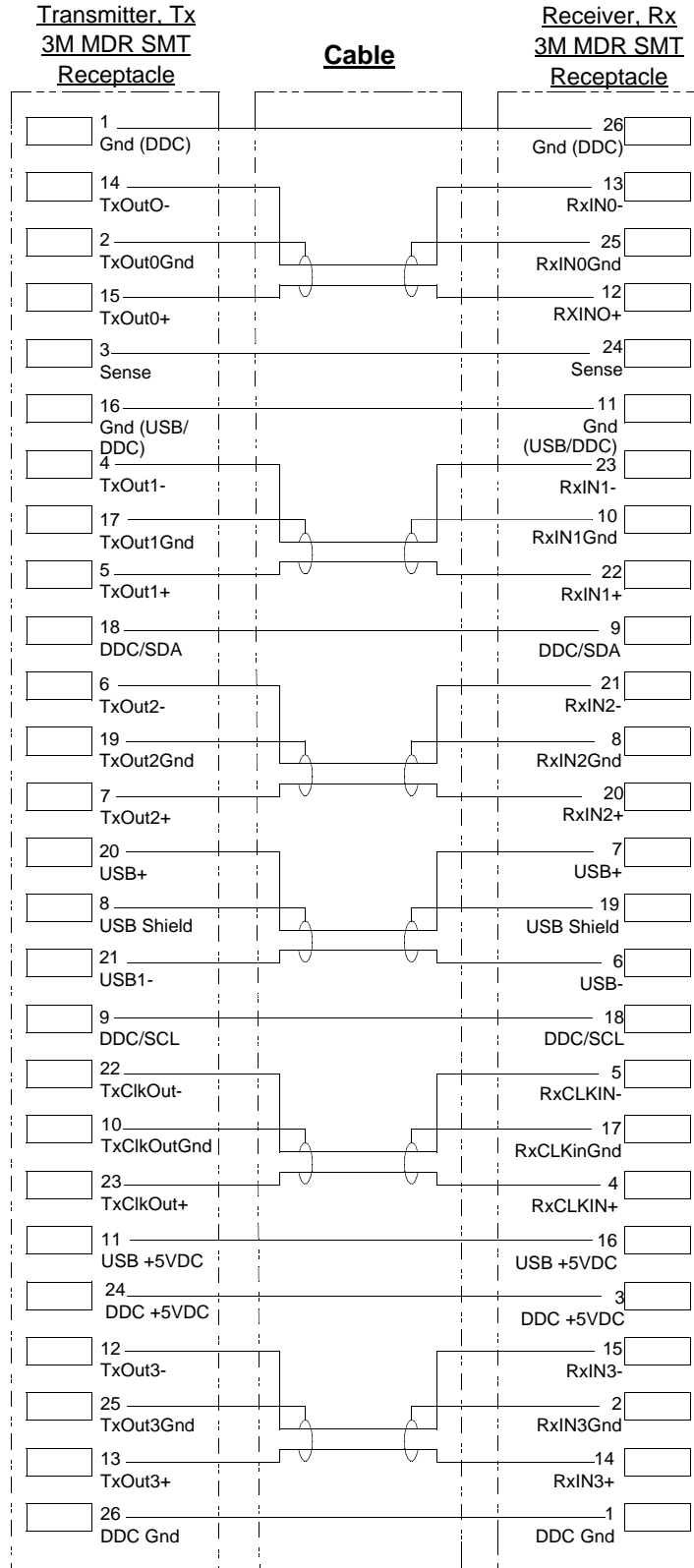
TS-0757-17
Sheet 3 of 4

3M™ Mini D Ribbon (MDR) Cable Assembly

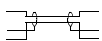
.050" High Speed Digital Data Transmission System - 26 to 26 Pos.

14526-EZ8B-XXX-07C

MDR 26 Pin, FPD Link Pinout DISM 1.0



Symbols Key:



100 Ohm balanced individually shielded twisted pair w/drain

- 28 AWG insulated conductor

TS-0757-17
Sheet 4 of 4

Important Notice

All statements, technical information, and recommendations related to 3M's products are based on information believed to be reliable, but the accuracy or completeness is not guaranteed. Before using this product, you must evaluate it and determine if it is suitable for your intended application. You assume all risks and liability associated with such use. Any statements related to the product which are not contained in 3M's current publications, or any contrary statements contained on your purchase order shall have no force or effect unless expressly agreed upon, in writing, by an authorized officer of 3M.



3M Electronics

6801 River Place Blvd.
Austin, TX 78726-9000
800/225-5373
www.3M.com/electronics

Warranty; Limited Remedy; Limited Liability.

This product will be free from defects in material and manufacture for a period of one (1) year from the time of purchase. **3M MAKES NO OTHER WARRANTIES INCLUDING, BUT NOT LIMITED TO, ANY IMPLIED WARRANTY OF MERCHANTABILITY OR FITNESS FOR A PARTICULAR PURPOSE.** If this product is defective within the warranty period stated above, your exclusive remedy shall be, at 3M's option, to replace or repair the 3M product or refund the purchase price of the 3M product. **Except where prohibited by law, 3M will not be liable for any indirect, special, incidental or consequential loss or damage arising from this 3M product, regardless of the legal theory asserted.**



Minimum 10%
Post-Consumer Fiber

Printed in USA.

© 3M 2006