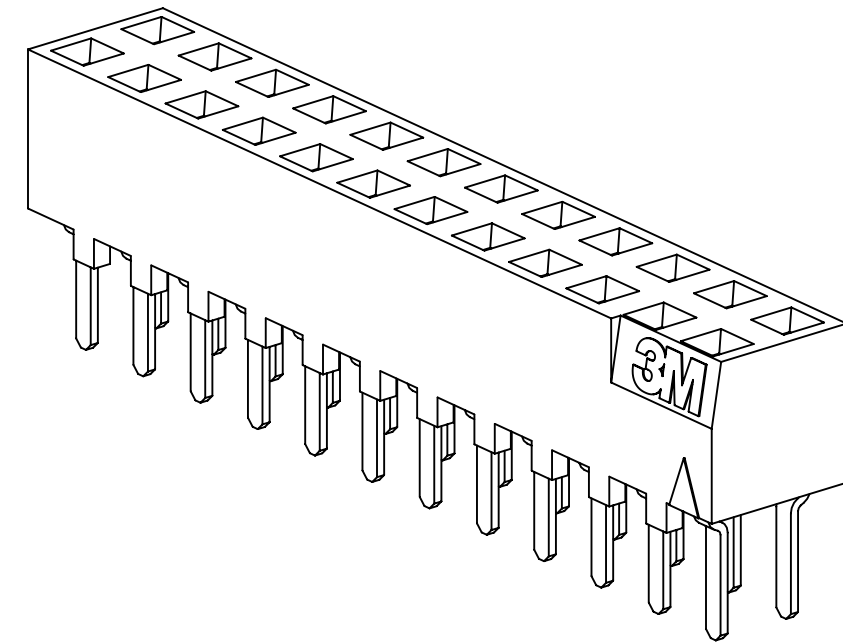
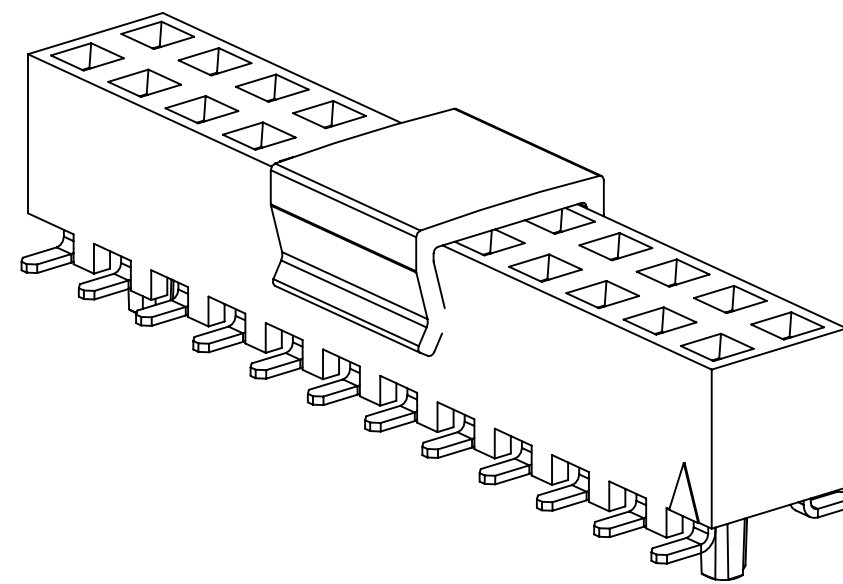


3M™ BOARDMOUNT SOCKET, 1502 SERIES  
 2.00MM X 2.00MM STRAIGHT AND SURFACE MOUNT, PLATED THROUGH HOLE



STRAIGHT  
VERSION



SURFACE MOUNT  
VERSION

2 PHYSICAL :

INSULATOR :  
 MATERIAL : HIGH TEMP THERMOPLASTIC  
 CONTACT :  
 MATERIAL : COPPER ALLOY  
 PLATING :  
 UNDER PLATING : 1.27-3.8µm ( 50-150µ" ) NICKEL-OVERALL  
 WIPING AREA : .76µm ( 30µ" ) GOLD  
 SOLDER TAILS : 5.1µm ( 200µ" ) MATTE TIN ( RIA E1 & C1 APPLY )  
 MARKING : ORIENTATION DELTA AND 3M LOGO ( EXCEPT SURFACE MOUNT )

2 ELECTRICAL :

CURRENT RATING : 1A  
 VOLTAGE RATING : 150V<sub>AC</sub> PER EIA-364-20  
 INSULATION RESISTANCE : >1 X 10<sup>9</sup> OHM AT 250V<sub>DC</sub>  
 WITHSTANDING VOLTAGE : 500V<sub>DC</sub> AT SEA LEVEL

2 ENVIRONMENTAL :

TEMPERATURE RATING : -55° C TO 105° C  
 PROCESS RATING : MAX. 260° C ( PER J-STD-020C )  
 MOISTURE SENSITIVITY LEVEL : 1 ( PER J-STD-020C )

- NOTES
1. REGULATORY INFORMATION: ROHS COMPLIANT. SEE THE REGULATORY INFORMATION APPENDIX (RIA) IN THE "ROHS COMPLIANCE" SECTION OF WWW.3MCONNECTORS.COM FOR COMPLIANCE INFORMATION.
  2. IN THE EVENT OF CONFLICT BETWEEN THIS DATA AND THAT CONTAINED IN THE PRODUCT SPECIFICATION, THE PRODUCT SPECIFICATION TAKES PRECEDENT.
  3. TAPE & REEL INCLUDE VACUUM PICK-UP CAP FOR PICK 'n PLACE HANDLING EQUIPMENT.
  4. PARTS IN TRAY PACKAGING ARE SUPPLIED WITHOUT VACUUM CAP.
  5. POSITIONS PER ROW, SUBTRACT 1, MULTIPLY BY 2MM SPACING.
  6. OPTIONAL LOCATOR POSTS: POSITIONS PER ROW, MULTIPLY BY 2MM SPACING, THEN SUBTRACT 4MM. POSTS ARE ONLY AVAILABLE FOR POSITIONS 08 AND GREATER.

3M ELECTRONICS MATERIALS SOLUTIONS DIVISION  
 INTERCONNECT SOLUTIONS  
<http://www.3mconnectors.com>

3M IS A TRADEMARK OF 3M COMPANY.  
 FOR TECHNICAL, SALES OR ORDERING  
 INFORMATION CALL 800-225-5373

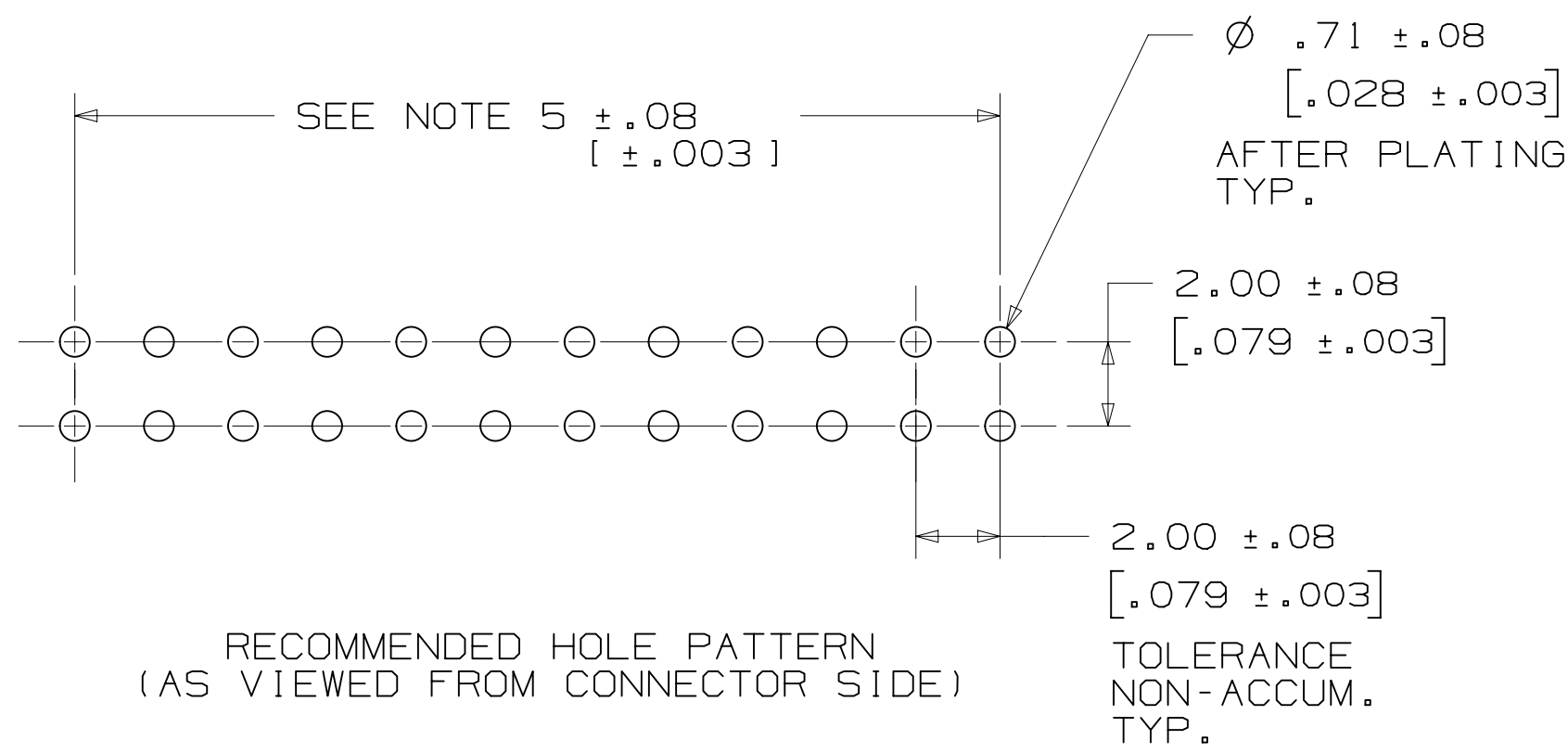
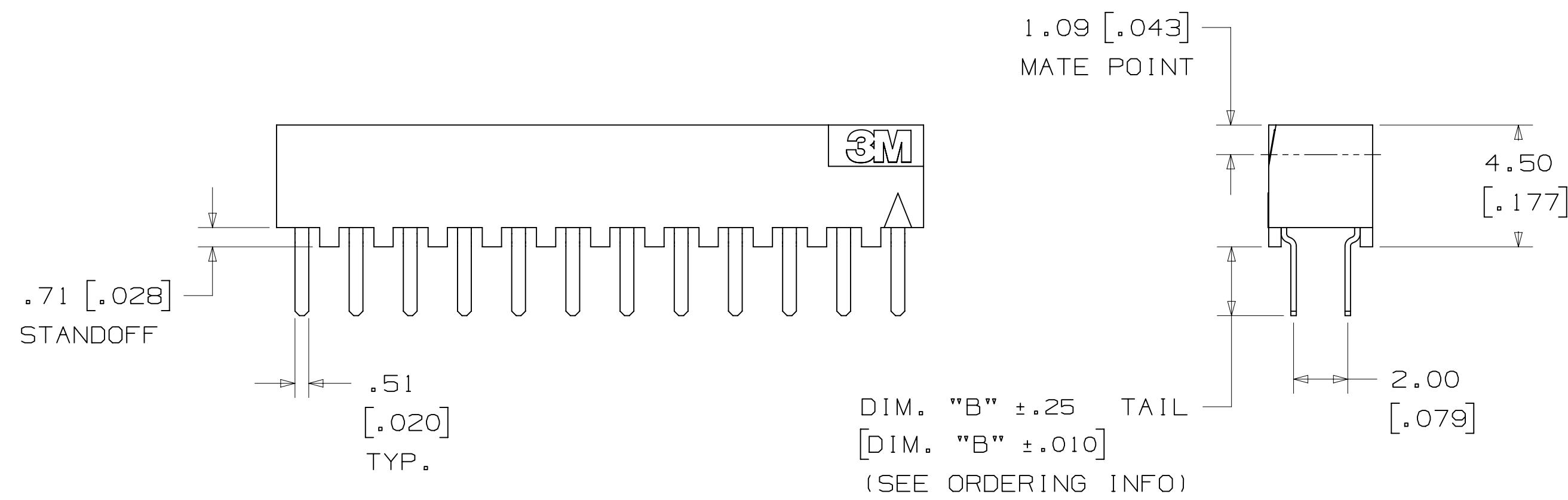
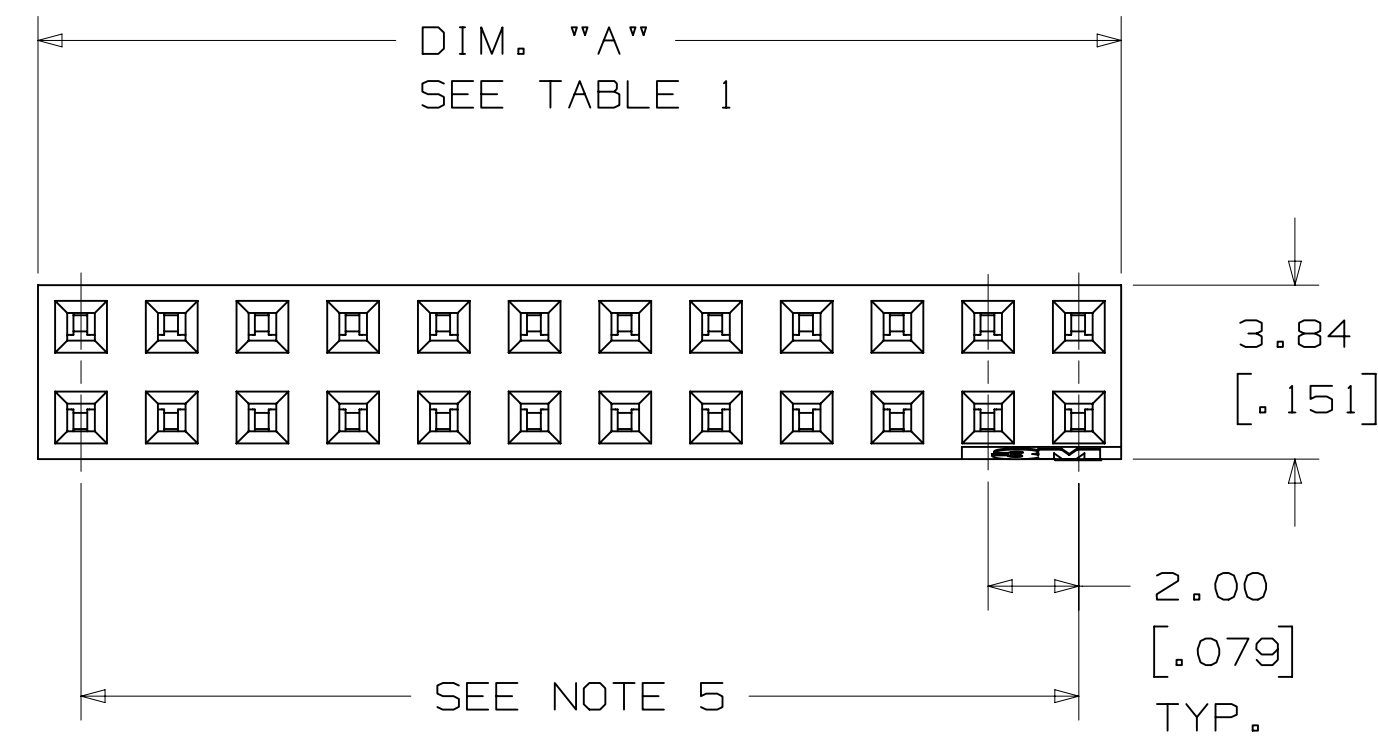
**UL** **us**  
 UL FILE NO: E68080

DIMENSIONS: MM ( INCH )  
 ( INCH ) FOR REF. ONLY

DESIGN REFERENCE	NEXT ASSEMBLY	REV	ECO	ISSUE DATE AND DESCRIPTION	DRFT	CHKD
				SEP 03, 2015		
DO NOT SCALE DRAWING	SCALE 6/1	TOLERANCES EXCEPT AS NOTED				
THIRD ANGLE PROJECTION	INTERPRET PER ASME Y14.5 - 2009	MILLIMETERS 0 ± .2		TITLE BOARDMOUNT SOCKET, 2MM X 2MM, STRAIGHT & SMT, PAC 20		
MAX SURFACE ROUGHNESS	0.13	CAGE NUMBER		MODEL 1502		
MARKED ONLY	0.005	DRAWING NO.		REV. K		
		D 78-5100-0519-8		SHT 1 OF 4		

78-5100-0519-8  
 DRAWING NUMBER  
 K  
 REVISION  
 Standard Time 12/7/2017 UTC Offset

3M™ BOARDMOUNT SOCKET, 1502 SERIES  
 2.00MM X 2.00MM STRAIGHT AND SURFACE MOUNT, PLATED THROUGH HOLE



CONTACT QTY.	DIM. "A"
04	3.96 [.156]
06	5.87 [.231]
08	7.87 [.310]
10	9.88 [.389]
12	11.86 [.467]
14	13.87 [.546]
16	15.88 [.625]
18	17.88 [.704]
20	19.86 [.782]
22	21.87 [.861]
24	23.88 [.940]
26	25.88 [1.019]
28	27.86 [1.097]
30	29.87 [1.176]
32	31.88 [1.255]
34	33.88 [1.334]
36	35.86 [1.412]
38	37.87 [1.491]
40	39.88 [1.570]
42	41.88 [1.649]
44	43.87 [1.727]
46	45.87 [1.806]
48	47.88 [1.885]
50	49.89 [1.964]
52	51.87 [2.042]
54	53.87 [2.121]
56	55.88 [2.200]
58	57.86 [2.278]
60	59.87 [2.357]

ORDERING INFORMATION  
 STRAIGHT  
 1502XX-600X-RB

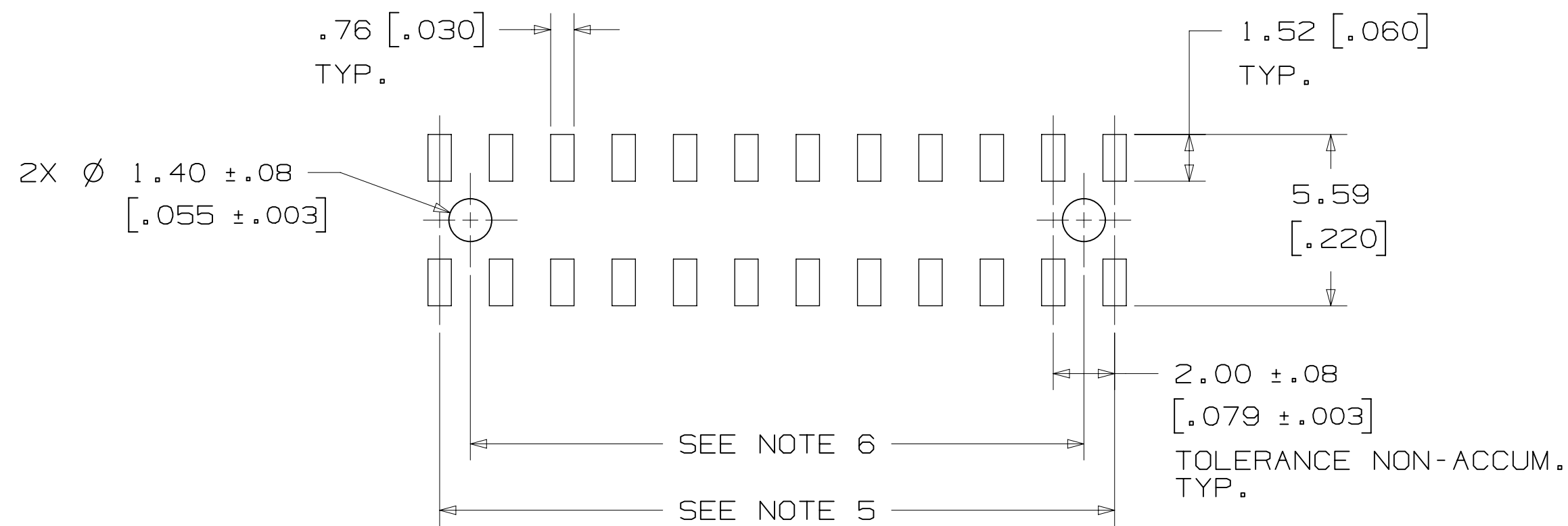
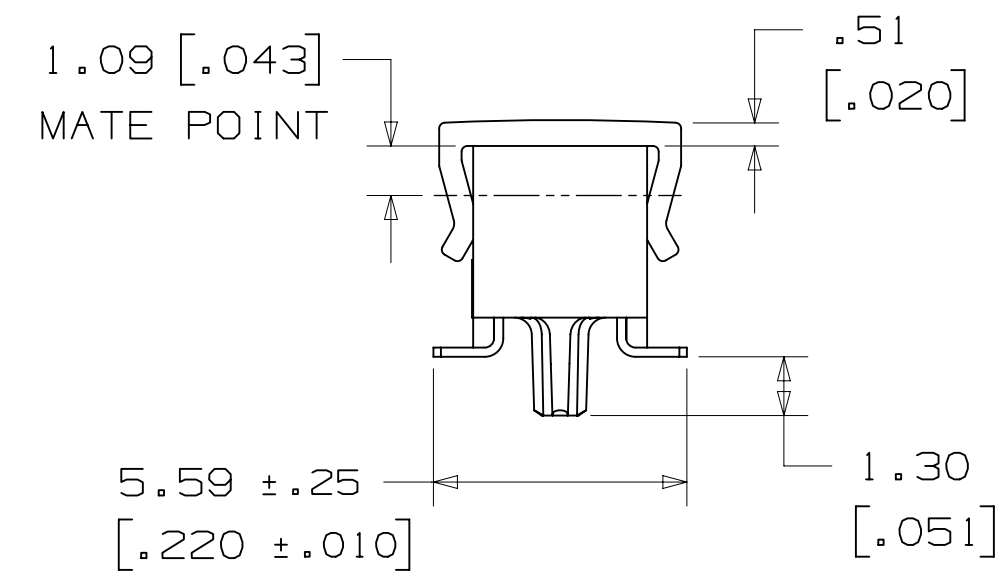
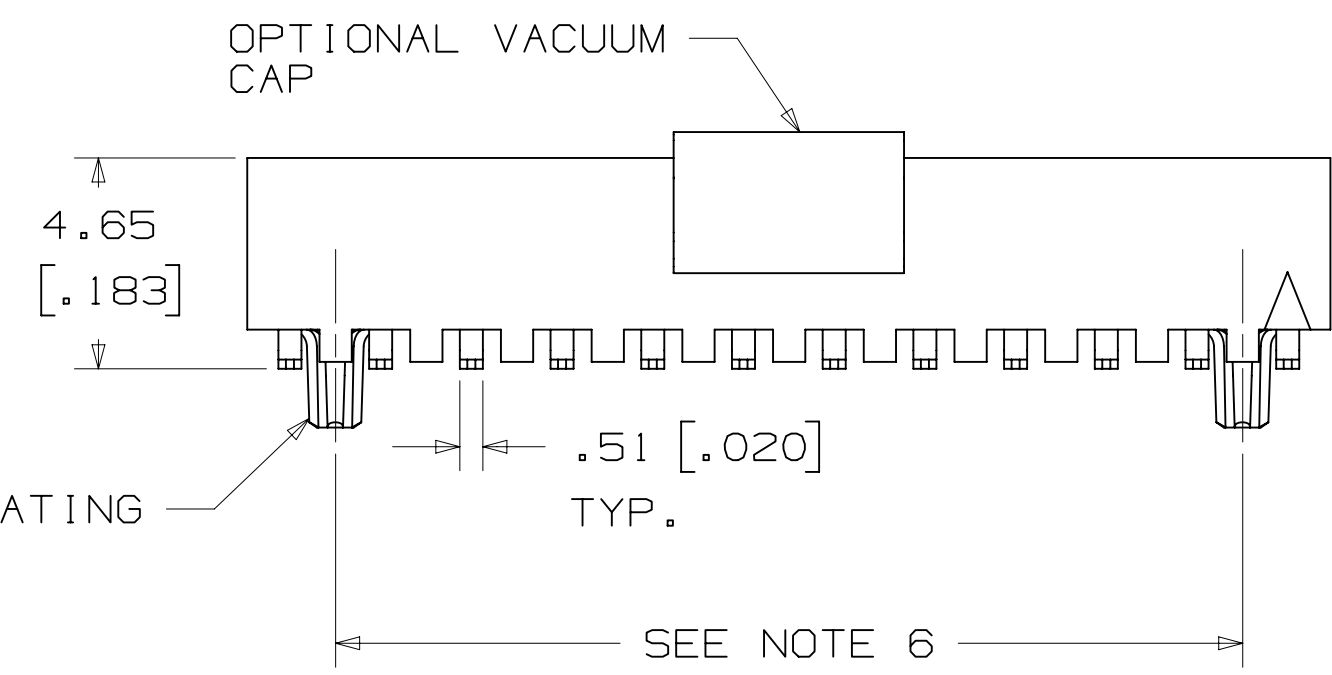
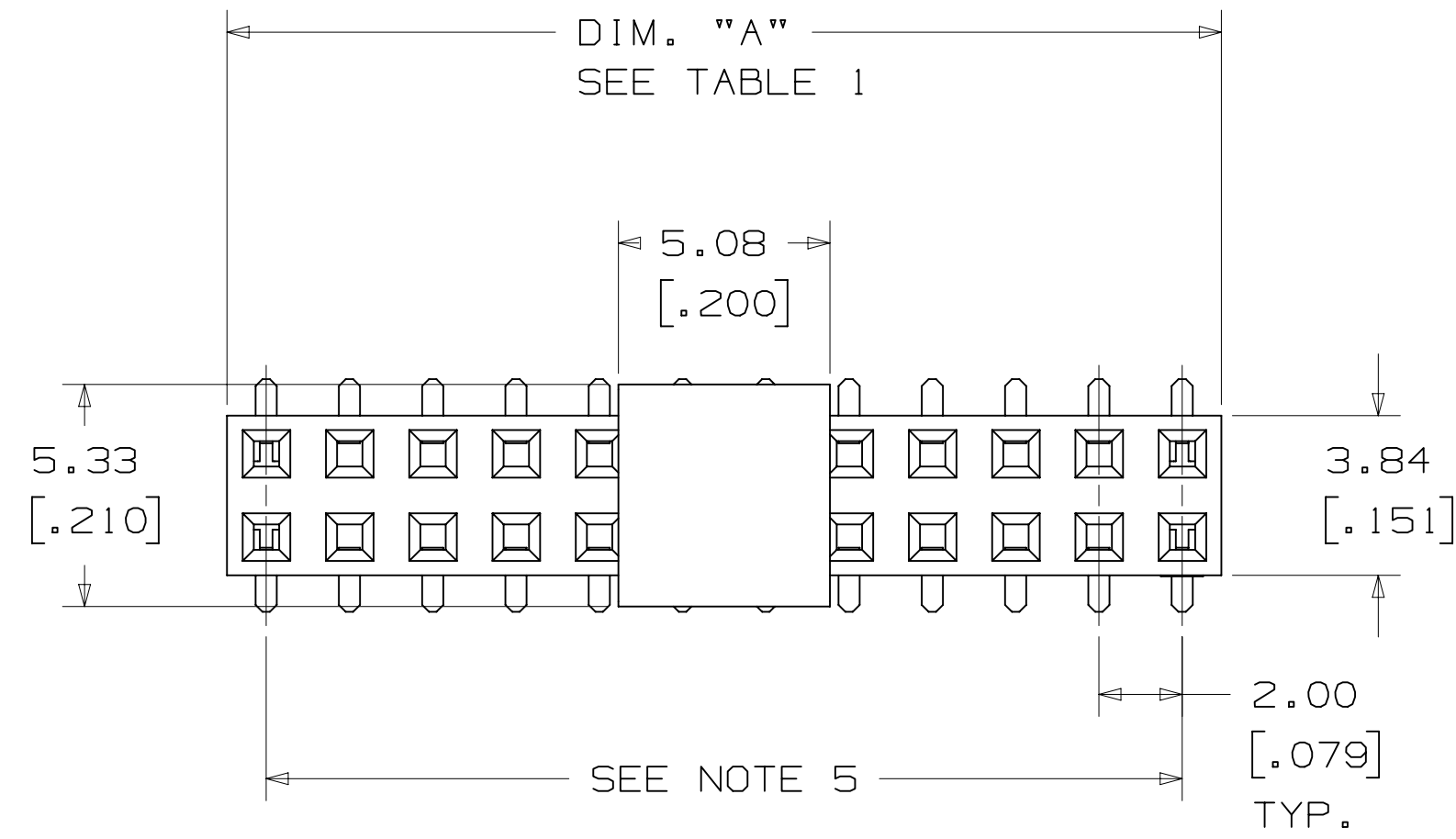
CONTACT QTY.:  
 SEE TABLE 1

SOLDER TAIL LENGTH:  
 DIMENSION "B"  
 1 = 1.4MM (SPECIAL ORDER)  
 2 = 2.54MM (STANDARD)

DESIGN REFERENCE	NEXT ASSEMBLY	REV	ECO	ISSUE DATE AND DESCRIPTION	DRFT	CHKD
				SEP 03, 2015 REDRAWN & REMOVED RIGHT ANGLE	JNC	ARM
APPROVED	DATE	DATE	DATE	DATE	DATE	DATE
CASTIGLIONE	SEP 03, 2015	MFG				
CHKD	DATE	APPRV	DATE	DATE	DATE	DATE
		G. MATHEWS	SEP 03, 2015			
DIVISION	DIVISION CODE	© 3M COPYRIGHT 2017 This document and the information it contains are 3M property and may not be reproduced or further distributed without 3M permission, or used or disclosed other than for 3M authorized purposes. All rights reserved.				
DO NOT SCALE DRAWING	SCALE 6/1	TOLERANCES EXCEPT AS NOTED	<b>3M</b> 3M Center St. Paul, MN 55144			
THIRD ANGLE PROJECTION	INCHES: .00 ±.01, .000 ±.005, .0000 ±.0002	MILLIMETERS: 0 ±.2, .00 ±.13, .000 ±.005	TITLE: BOARDMOUNT SOCKET, 2MM X 2MM, STRAIGHT & SMT, PAC 20			
INTERPRET PER ASME Y14.5 - 2009	MAX SURFACE ROUGHNESS: .13	MARKED ONLY	CAGE NUMBER	SIZE	DRAWING NO.	REV.
			D78-5100-0519-8	D	1502	K
			MODEL	1502	DET	ISTS
					YES	NO
					SHT 2	OF 4

78-5100-0519-8  
 DRAWING NUMBER  
 K  
 REVISION  
 Standard Time 12/7/2017 UTC Offset  
 Imaged: K.3 Central

3M™ BOARDMOUNT SOCKET, 1502 SERIES  
 2.00MM X 2.00MM STRAIGHT AND SURFACE MOUNT, PLATED THROUGH HOLE



RECOMMENDED PAD PATTERN  
 (AS VIEWED FROM CONNECTOR SIDE)

CONTACT QTY.	DIM. "A"	TAPE WIDTH	ORDER CODE
04	3.96 [ .156 ]	N/A	N/A
06	5.87 [ .231 ]	N/A	N/A
08	7.87 [ .310 ]	24 MM	WB
10	9.88 [ .389 ]	24 MM	WB
12	11.86 [ .467 ]	24 MM	WB
14	13.87 [ .546 ]	24 MM	WB
16	15.88 [ .625 ]	24 MM	WB
18	17.88 [ .704 ]	44 MM	WD
20	19.86 [ .782 ]	44 MM	WD
22	21.87 [ .861 ]	44 MM	WD
24	23.88 [ .940 ]	44 MM	WD
26	25.88 [ 1.019 ]	44 MM	WD
28	27.86 [ 1.097 ]	44 MM	WD
30	29.87 [ 1.176 ]	44 MM	WD
32	31.88 [ 1.255 ]	56 MM	WE
34	33.88 [ 1.334 ]	56 MM	WE
36	35.86 [ 1.412 ]	56 MM	WE
38	37.87 [ 1.491 ]	56 MM	WE
40	39.88 [ 1.570 ]	56 MM	WE
42	41.88 [ 1.649 ]	56 MM	WE
44	43.87 [ 1.727 ]	72 MM	WF
46	45.87 [ 1.806 ]	72 MM	WF
48	47.88 [ 1.885 ]	72 MM	WF
50	49.89 [ 1.964 ]	72 MM	WF
52	51.87 [ 2.042 ]	72 MM	WF
54	53.87 [ 2.121 ]	72 MM	WF
56	55.88 [ 2.200 ]	72 MM	WF
58	57.86 [ 2.278 ]	88 MM	WG
60	59.87 [ 2.357 ]	88 MM	WG

ORDERING INFORMATION  
 SURFACE MOUNT  
 1502XX-20X0-RB-XX

CONTACT QTY.:  
 SEE TABLE 1

BOARD LOCATION POST:  
 0 = NONE (STANDARD)  
 2 = WITH BOARD LOCATION POSTS  
 (SPECIAL ORDER)

PACKAGING STYLE:  
 BLANK = TRAY PACKAGING  
 WX = TAPE & REEL PACKAGING  
 (SEE TABLE 1 FOR ORDERING CODE)

DESIGN REFERENCE	NEXT ASSEMBLY	REV	ECO	ISSUE DATE AND DESCRIPTION	DRFT	CHKD
				SEP 03, 2015		
APPROVED	DATE	DATE	DATE	DATE	DATE	DATE
				SEP 03, 2015		
DIVISION	DIVISION CODE	© 3M COPYRIGHT 2017 This document and the information it contains are 3M property and may not be reproduced or further distributed without 3M permission, or used or disclosed other than for 3M authorized purposes. All rights reserved.				
DO NOT SCALE DRAWING	SCALE 6/1	TOLERANCES EXCEPT AS NOTED INCHES: .0 ±.1 .00 ±.01 .000 ±.005 .0000 ±.0002				
THIRD ANGLE PROJECTION	INTERPRET PER ASME Y14.5 - 2009	MILLIMETERS: 0 ±.2 .0 ±.13 .000 ±.005				
MAX SURFACE ROUGHNESS	MARKED ONLY	CAGE NUMBER	SIZE	DRAWING NO.	REV.	
		D	78-5100-0519-8	K		
		MODEL	1502	DET	ISTS	YES X NO
						SHT 3 OF 4

78-5100-0519-8  
 K  
 REV  
 12/7/2017  
 UTC  
 Offset



## X-ON Electronics

Largest Supplier of Electrical and Electronic Components

*Click to view similar products for [Headers & Wire Housings](#) category:*

*Click to view products by [3M](#) manufacturer:*

Other Similar products are found below :

[95000-104TRLF](#) [10135584-644402LF](#) [DF62W-EP2022PCA](#) [95000-106TRLF](#) [DF62W-2022SCA](#) [48050-002LF](#) [DF62W-EP2022PC](#) [2203348](#)  
[DF62W-2022SC](#) [1084018](#) [1029039](#) [1084017](#) [802-10-012-10-002000](#) [1112640](#) [1112639](#) [891-007-9SS-BST1T](#) [000-34000](#) [0008550134](#)  
[0009482033](#) [0009507031](#) [57102-F02-18ULF](#) [57102-S06-03LF](#) [57202-S52-04LF](#) [PCN6-15S-2.5E](#) [0039019024](#) [58102-G61-06LF](#) [582553-1](#)  
[0009485154](#) [0009508121](#) [009176003701906](#) [0022285053](#) [0050291907](#) [018731A](#) [LY20-4P-DT1-P1E-BR](#) [02.125.8002.8](#) [60101931](#) [60598-1](#)  
(Cut Strip) [M1625-3R/100](#) [61062-3](#) [61082-181009](#) [CSU011177004](#) [632209-000](#) [636-1427](#) [638009-1](#) [641938-9](#) [641991-4](#) [644168-1](#)  
[644827-2](#) [647662-1](#) [65039-019ELF](#)