


3M™ Pin Strip Header, 1512 Series

2 mm × 2 mm Solder Tail Straight & Right Angle, Surface Mount Straight



- Mates with a variety of dual row 2 mm board mount and wire mount sockets
- High temperature insulator compatible with lead-free solder processes
- Extensive pin count availability from 4 to 80 positions
- Available with vacuum cap in tape and reel packaging for automatic placement
- Minimizes use of PC board space
- End and side stackable design
- Visit 3M.com/regs or contact your 3M representative to find the RoHS compliance status of the 3M part you are interested in.

Date Modified: January 20, 2017

TS-0808-J
Sheet 1 of 5

Physical

Insulation:

Material: Glass-filled LCP

Flammability: UL 94V-0

Color: Black

Contact:

Material: Copper Alloy

Plating:

Underplating: 50 μ" [1.27 μm] Nickel

Wiping Area: 30 μ" [0.76 μm] Gold Avg.

Solder Tails: 200-300 μ" [5.08-7.62 μm] Matte Tin

Marking: None

Electrical

Current Rating: 3.50 A, 1 Line Powered

1.75 A, 6 Adjacent Lines Powered

1.00 A, All Lines Powered

Rating Conditions: EIA-364-070 Method 2, 30°C maximum temperature rise, 20% derated. Reference appropriate 3M Product Specification for detailed current derating curves.

Insulation Resistance: $> 1 \times 10^9 \Omega$ at 250 V_{DC}

Withstanding Voltage: 500 V_{RMS} at Sea Level

Environmental

Temperature Rating: -55°C to +105°C

Process Rating: Maximum 260°C (per J-STD-020C)

Moisture Sensitivity Level: 1 (per J-STD-020C)

UL File No.: E68080



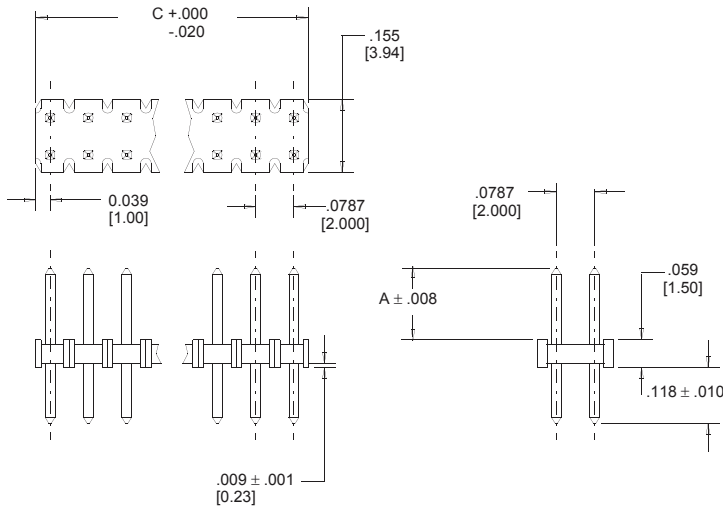
Electronics Materials Solutions Division
Interconnect Solutions
<http://www.3Mconnectors.com>

3M is a trademark of 3M Company.
For technical, sales or ordering information call
800-225-5373

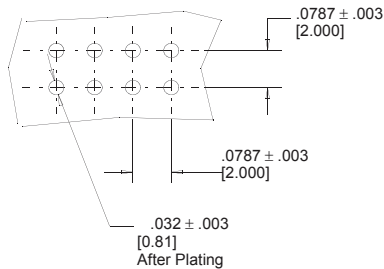
3M™ Pin Strip Header, 1512 Series

2 mm × 2 mm Solder Tail Straight & Right Angle, Surface Mount Straight

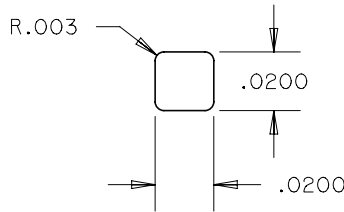
Straight



Contact Quantity	Dimension C
80	3.15 [80.0]



Recommended Mounting Hole Pattern



Pin Cross Section

mm
[Inch]

Tolerance Unless Noted		
	in.	mm
0.X	-	± 0.5
0.XX	± 0.01	± 0.25
0.XXX	± 0.005	± 0.13

[] Dimensions for Reference Only



Ordering Information

1512XX-8X22-RB (RIA E1 & C1 Apply)

Contact Quantity
(See Table 1)

Pin Length
Dim 'A'
3 = .130"
4 = .152"

TS-0808-J
Sheet 2 of 5



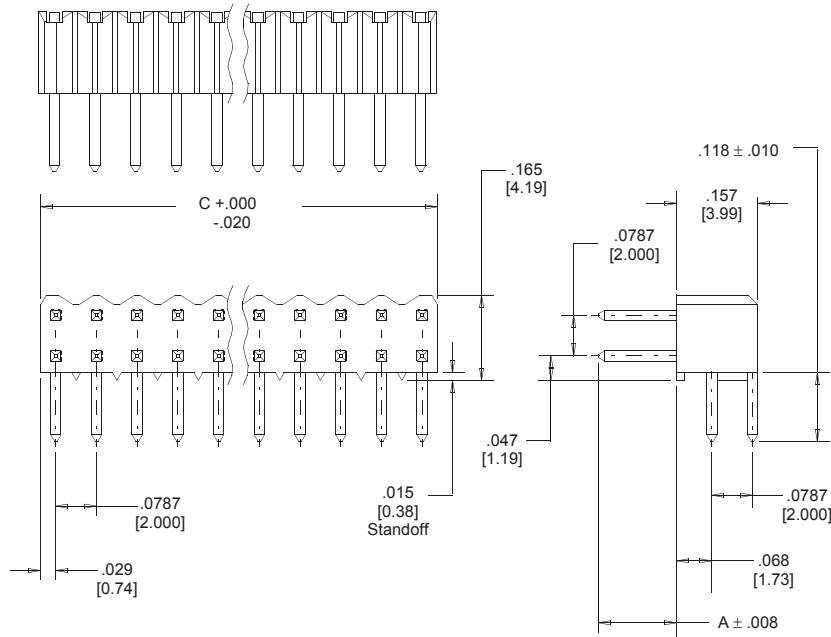
Electronics Materials Solutions Division
Interconnect Solutions
<http://www.3Mconnectors.com>

3M is a trademark of 3M Company.
For technical, sales or ordering information call
800-225-5373

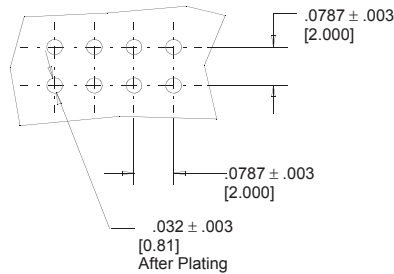
3M™ Pin Strip Header, 1512 Series

2 mm × 2 mm Solder Tail Straight & Right Angle, Surface Mount Straight

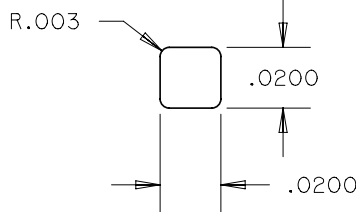
Right Angle



Contact Quantity	Dimension C
80	3.15 [80.0]



Recommended Mounting Hole Pattern



Pin Cross Section

mm
[Inch]

Tolerance Unless Noted		
	in.	mm
0.X	-	± 0.5
0.XX	± 0.01	± 0.25
0.XXX	± 0.005	± 0.13

[] Dimensions for Reference Only



Ordering Information

1512XX-7X22-RB (RIA E1 & C1 Apply)

Contact Quantity
(See Table 1)

Pin Length
Dim 'A'
3 = .130"
4 = .152"

TS-0808-J
Sheet 3 of 5

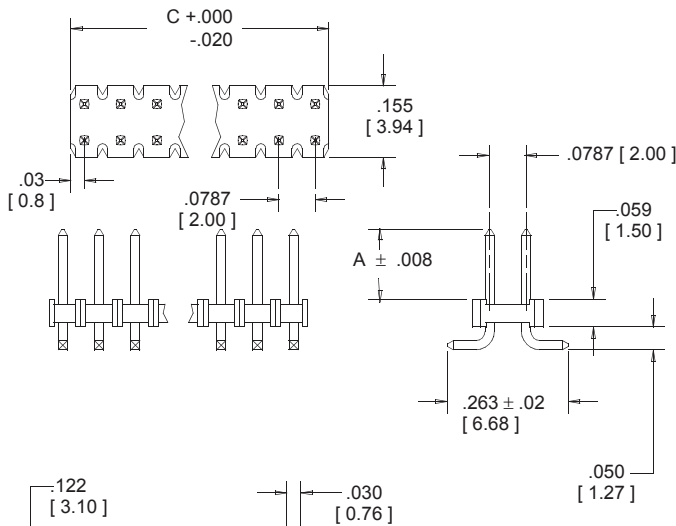
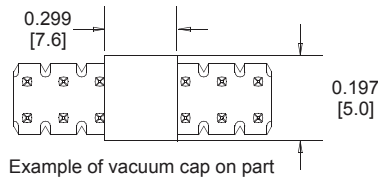


Electronics Materials Solutions Division
Interconnect Solutions
<http://www.3Mconnectors.com>

3M is a trademark of 3M Company.
For technical, sales or ordering information call
800-225-5373

3M™ Pin Strip Header, 1512 Series

2 mm × 2 mm Solder Tail Straight & Right Angle, Surface Mount Straight

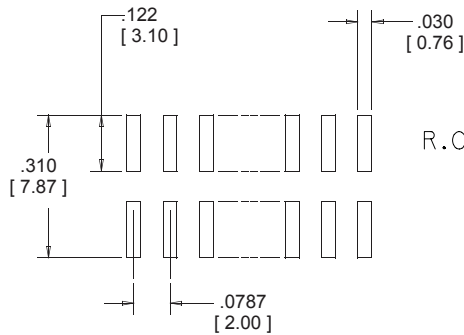


Contact Quantity	Dimension C	Tape Width	Order Code
80	3.15 [80.0]	n/a	n/a

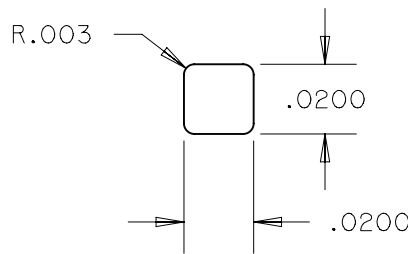
mm
[Inch]

Tolerance Unless Noted		
	in.	mm
0.X	-	±0.5
0.XX	±0.01	±0.25
0.XXX	±0.005	±0.13

[] Dimensions for Reference Only



Recommended PCB Pad Layout



Pin Cross Section

- Notes: 1. Tape & reel include vacuum pick-up cap for pick n place handling equipment.
2. Parts in tray packaging are supplied without vacuum cap.



Ordering Information

1512XX-2X20-RB-XX (RIA E1 & C1 Apply)

Contact Quantity
(See Table 1)

Pin Length
Dim 'A'
3 = .130"
4 = .152"

Packaging suffix:
Blank = Tray Packaging
WX = Tape & Reel Packaging
(see table 1)

TS-0808-J
Sheet 4 of 5



Regulatory: For regulatory information about this product, contact your 3M representative.

Technical Information: The technical information, recommendations and other statements contained in this document are based upon tests or experience that 3M believes are reliable, but the accuracy or completeness of such information is not guaranteed.

Product Use: Many factors beyond 3M's control and uniquely within user's control can affect the use and performance of a 3M product in a particular application. Given the variety of factors that can affect the use and performance of a 3M product, user is solely responsible for evaluating the 3M product and determining whether it is fit for a particular purpose and suitable for user's method of application.

Warranty, Limited Remedy, and Disclaimer: Unless an additional warranty is specifically stated on the applicable 3M product packaging or product literature, 3M warrants that each 3M product meets the applicable 3M product specification at the time 3M ships the product. 3M MAKES NO OTHER WARRANTIES OR CONDITIONS, EXPRESS OR IMPLIED, INCLUDING, BUT NOT LIMITED TO, ANY IMPLIED WARRANTY OR CONDITION OF MERCHANTABILITY OR FITNESS FOR A PARTICULAR PURPOSE OR ANY IMPLIED WARRANTY OR CONDITION ARISING OUT OF A COURSE OF DEALING, CUSTOM OR USAGE OR TRADE. If the 3M product does not conform to this warranty, then the sole and exclusive remedy is, at 3M's option, replacement of the 3M product or refund of the purchase price.

Limitation of Liability: Except where prohibited by law, 3M will not be liable for any loss or damage arising from the 3M product, whether direct, indirect, special, incidental or consequential, regardless of the legal theory asserted, including warranty, contract, negligence or strict liability.



3M Electronics Materials Solutions Division
6801 River Place Blvd.
Austin, TX 78726-9000
U.S.A.
1-800-225-5373
www.3Mconnectors.com

3M is a trademark of 3M Company.
Please recycle. Printed in USA.
© 3M 2017. All rights reserved.

X-ON Electronics

Largest Supplier of Electrical and Electronic Components

Click to view similar products for [Headers & Wire Housings](#) category:

Click to view products by [3M](#) manufacturer:

Other Similar products are found below :

[95000-104TRLF](#) [10135584-644402LF](#) [DF62W-EP2022PCA](#) [95000-106TRLF](#) [DF62W-2022SCA](#) [DF62W-EP2022PC](#) [2203348](#) [DF62W-2022SC](#) [1084018](#) [1029039](#) [1084017](#) [802-10-012-10-002000](#) [1112640](#) [1112639](#) [000-34000](#) [0009482033](#) [0009507031](#) [57102-S06-03LF](#) [57202-S52-04LF](#) [PCN6-15S-2.5E](#) [0039019024](#) [58102-G61-06LF](#) [582553-1](#) [0009508121](#) [0022285053](#) [0050291907](#) [018731A](#) [LY20-4P-DT1-P1E-BR](#) [02.125.8002.8](#) [60101931](#) [60598-1 \(Cut Strip\)](#) [M1625-3R/100](#) [61062-3](#) [61082-181009](#) [636-1427](#) [638009-1](#) [641938-9](#) [641991-4](#) [644168-1](#) [644827-2](#) [647662-1](#) [65039-019ELF](#) [65817-002LF](#) [65817-015LF](#) [65863-015LF](#) [66207-023LF](#) [67016-026LF](#) [67046-001LF](#) [67095-007LF](#) [68002-116](#)