


3M™ Shielded/Jacketed, Flat Cable

.050" 28 AWG Stranded, PVC/PVC

3517 Series



- Meets external wiring requirements of National Electrical Code, Article 725 (CL2)
- UL listed for USA and Canadian markets
- 28 AWG stranded wire on .050 inch centers permits mass termination to broad line of IDC connectors
- 360 degree expanded copper shielding provides 20 db average shielding effectiveness
- Primary cable is zippable for branching or discrete terminations

Date Modified: May 30, 2003

TS-0069-18
Sheet 1 of 2

Physical

Jacket


Material: Polyvinyl Chloride (PVC)

Color: Black

Primary Material: PVC

Color: Gray

Marking

Standard: (UL) CL2 75C 28 AWG OR AWM 20879 3M NU  AWM IIA/B 80C 300V FT1
EU <50V

Conductors: 28 AWG 7 × 36 [7 × 0.127] Tinned Stranded Copper

Shielding Material: Expanded Copper

Electrical

Voltage Rating:	USA: N.E.C. 725, CL2 or AWM 300V	Canada: 300V	EU: <50V
Insulation Resistance:	(Primary Cable) $> 1 \times 10^{10} \Omega/10 \text{ ft. [3m]}$		
	Unbalanced	Balanced	
Characteristic Impedance:	70 Ω	119 Ω	
Capacitance:	21.5 pF/ft (70.5 pF/m)	12.7 pF/ft (41.7 pF/m)	
Inductance:	.11 $\mu\text{H/ft}$ (0.36 $\mu\text{H/m}$)	.19 $\mu\text{H/ft}$ (0.62 $\mu\text{H/m}$)	
Propagation Delay:	1.51 ns/ft (4.95 ns/m)	1.51 ns/ft (4.95 ns/m)	
Velocity of Propagation:	67%	67%	

Note: Unbalanced is measured between ground-signal-ground conductors, with shield grounded. Balanced is measured between signal conductors within a pair, with the shield floating.

Environmental

Temperature Rating: USA: CL2; 75°C or AWM: -20°C to +80°C Canada: 80°C

Flammability Rating: USA: N.E.C. 725, CL2 Canada: FT1

UL File No.: E118773, Power Limited Circuit Cable: CL2 (or AWM Style 20879)

3M

Interconnect Solutions

<http://www.3M.com/interconnects/>

3M is a trademark of 3M Company.

For technical, sales or ordering information call

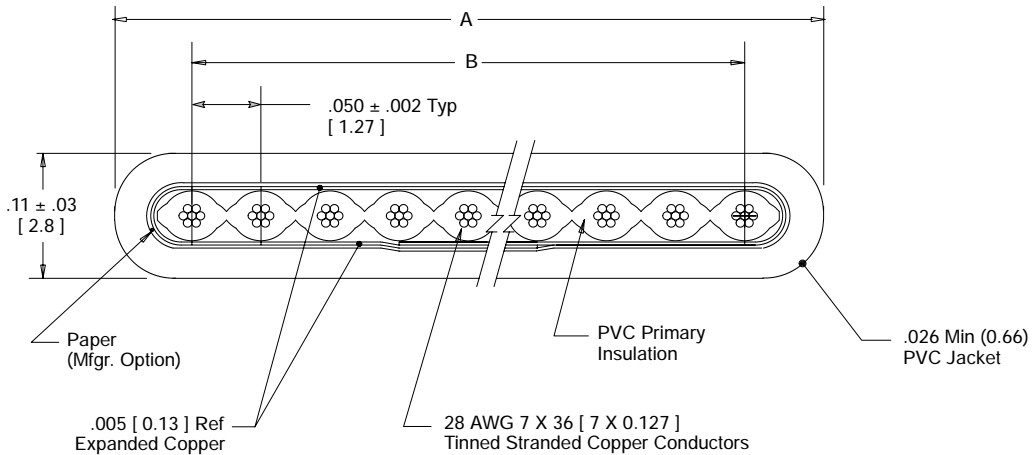
800-225-5373

3M™ Shielded/Jacketed, Flat Cable

.050" 28 AWG Stranded, PVC/PVC

3517 Series

Number of Conductors	3M Part Number	Dimension A ± .04	Dimension B
09	3517/09	.58 [14.7]	0.400 ± .007 [10.16]
10	3517/10	.63 [16.0]	0.450 ± .007 [11.43]
14	3517/14	.83 [21.1]	0.650 ± .007 [16.51]
15	3517/15	.88 [22.4]	0.700 ± .007 [17.78]
16	3517/16	.93 [23.6]	0.750 ± .011 [19.05]
20	3517/20	1.13 [28.7]	0.950 ± .011 [24.13]
24	3517/24	1.33 [33.8]	1.150 ± .011 [29.21]
25	3517/25	1.38 [35.0]	1.200 ± .011 [30.48]
26	3517/26	1.43 [36.3]	1.250 ± .011 [31.75]
30	3517/30	1.63 [41.4]	1.450 ± .015 [36.83]
34	3517/34	1.83 [46.5]	1.650 ± .015 [41.91]
36	3517/36	1.93 [49.0]	1.750 ± .015 [44.45]
37	3517/37	1.98 [50.3]	1.800 ± .015 [45.72]
40	3517/40	2.13 [54.1]	1.950 ± .015 [49.53]
50	3517/50	2.63 [66.8]	2.450 ± .015 [62.23]
60	3517/60	3.13 [79.5]	2.950 ± .015 [74.93]
64	3517/64	3.38 [85.9]	3.150 ± .015 [80.01]



Inch [mm]		
Tolerance Unless Noted		
	.0	.00
	.00	.000
Inch	±.1	±.05
		±.010

Note: Red marking on edge of primary cable designates wire #1.

[] Dimensions for Reference only

Ordering Information

3517/XX

Number of Conductors
(See Table)

Note: Standard length is 100 ft/roll.

TS-0069-18
Sheet 2 of 2

Important Notice

All statements, technical information, and recommendations related to 3M's products are based on information believed to be reliable, but the accuracy or completeness is not guaranteed. Before using this product, you must evaluate it and determine if it is suitable for your intended application. You assume all risks and liability associated with such use. Any statements related to the product which are not contained in 3M's current publications, or any contrary statements contained on your purchase order shall have no force or effect unless expressly agreed upon, in writing, by an authorized officer of 3M.



Electronic and Interconnect Solutions Division

6801 River Place Blvd.
Austin, TX 78726-9000
www.3M.com/eisd

Warranty; Limited Remedy; Limited Liability.

This product will be free from defects in material and manufacture for a period of 1 year from the date of purchase. **3M MAKES NO OTHER WARRANTIES INCLUDING, BUT NOT LIMITED TO, ANY IMPLIED WARRANTY OF MERCHANTABILITY OR FITNESS FOR A PARTICULAR PURPOSE.** If this product is defective within the warranty period stated above, your exclusive remedy shall be, at 3M's option, to replace or repair the 3M product or refund the purchase price of the 3M product. **Except where prohibited by law, 3M will not be liable for any loss or damage arising from this 3M product, whether direct, indirect, special, incidental or consequential regardless of the legal theory asserted.**

X-ON Electronics

Largest Supplier of Electrical and Electronic Components

Click to view similar products for [Ribbon Cables / IDC Cables](#) category:

Click to view products by [3M](#) manufacturer:

Other Similar products are found below :

[FSK-12A](#) [AWG28-10G](#) [EHJ3C](#) [EHJ4C](#) [FSP-25A](#) [cab-LVDV-DAT-34-15](#) [49635-C62-S2](#) [1-3636-600-5204](#) [92315-1408](#) [426171120-3](#) [2-1589735-3](#) [JSM015PP2DCC23N](#) [92301-0283](#) [ACL-eSSI-2](#) [92301-0718](#) [MMSDT-06-20-S-05.5-D-K-LDX](#) [IDD-04-G](#) [NM-2J2-051-PS1-JJAB](#) [1700/26SF \(100FT\)](#) [1700/34SF \(100FT\)](#) [3801/09 \(100FT\)](#) [DS1057-09A282R-76.5](#) [DS1057-10A282R-76.5](#) [DS1057-20A282R-76.5](#) [DS1057-24A282R-76.5](#) [DS1057-26A282R-76.5](#) [DS1057-30A282R-76.5](#) [DS1057-34A282R-76.5](#) [DS1057-40A282R-76.5](#) [DS1057-60A282R-76.5](#) [DS1057-64A282R-76.5](#) [DS1058-08M28-30.5](#) [DS1058-30M28-30.5](#) [0015712](#) [0015905](#) [S30109](#) [11203](#) [11223](#) [11243](#) [11262](#) [0037147](#) [0022512](#) [0022412](#) [0022416](#) [0022421](#) [0022632](#) [0022602](#) [0022502](#) [0022603](#) [0022403](#)