

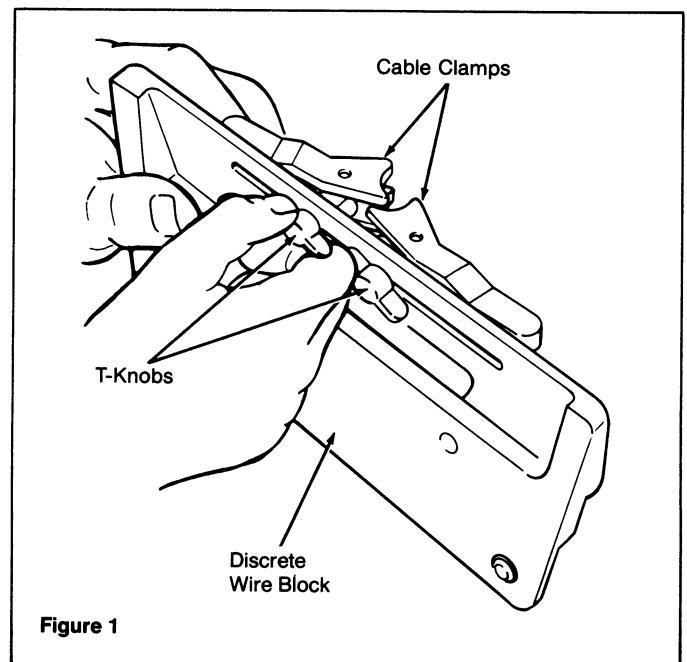
Instructions for the installation of 3547 Flat Cable Retainer

General:

The 3547 Flat Cable Retainer is mounted on the 3445 Discrete Wire Block which is mounted on the 3316 Universal Press. It is used to secure discrete flat cable or controlled pitch flat cable for termination.

Installation:

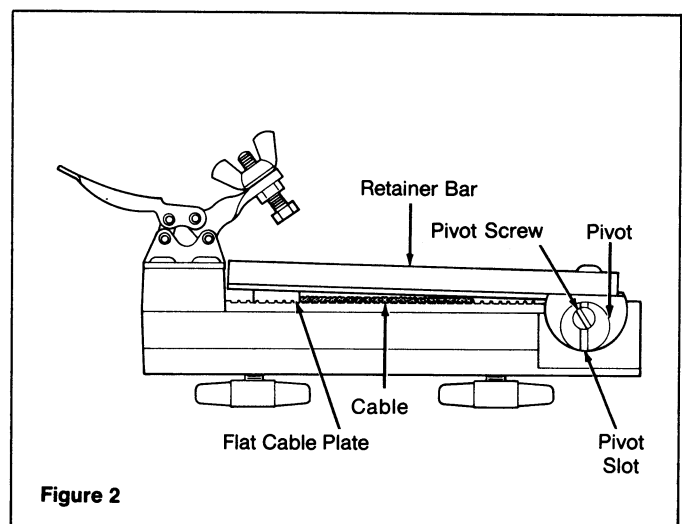
1. Remove the round-jacketed cable clamps from the Discrete Wire Block. This is done by removing the two T-knobs under the block. Lift the clamps out, replace the T-knobs on the clamps, and store pieces away. (Figure 1)



2. Adjust the Flat Cable Retainer to the proper cable tension.

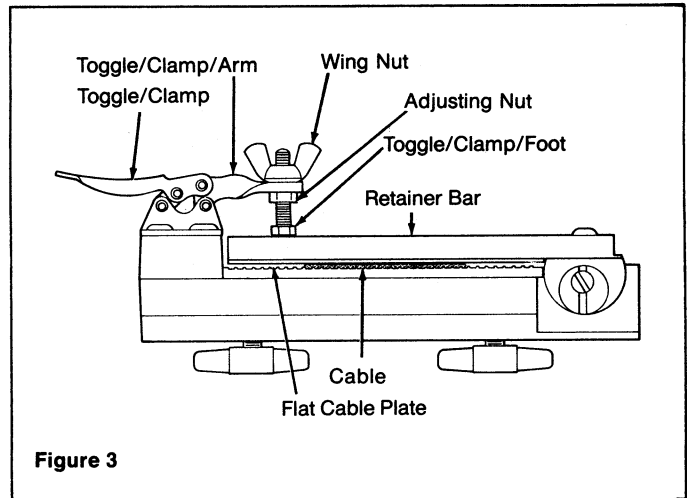
A. Retainer Bar adjustment (Figure 2)

- a. Loosen pivot screw and raise retainer bar.
- b. Insert a short piece of cable, centered, between retainer bar and cable plate.
- c. Rotate pivot such that the retaining bar is approximately 3° with respect to the cable.
- d. Tighten pivot screw.

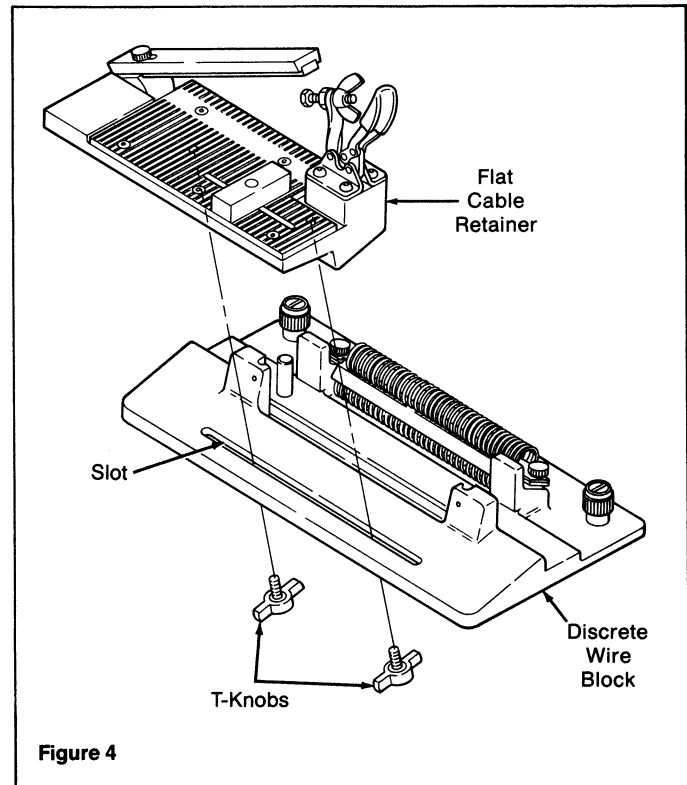


B. Toggle clamp adjustment (Figure 3)

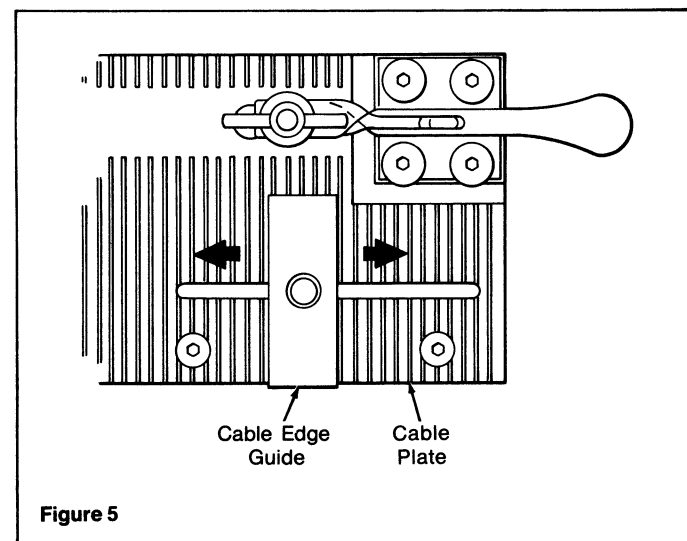
- a. Loosen wing nut.
- b. Set adjusting nut to desired height such that when the toggle is lowered, pressure on the cable is equally distributed and will not allow slippage.
- c. Tighten wing nut against the toggle clamp arm.



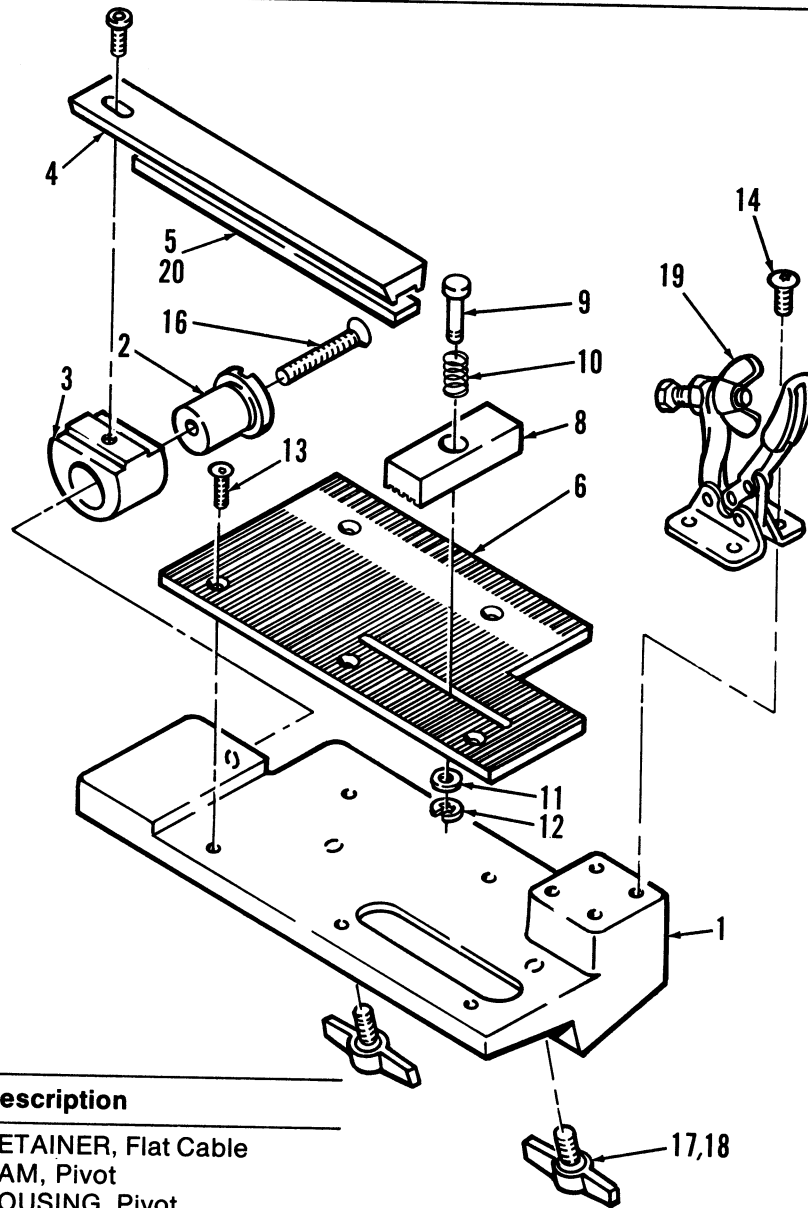
3. The Flat Cable Retainer can now be installed. Centrally position the Flat Cable Retainer on the Discrete Wire Block, aligning its mounting holes with the slot. Install the T-knobs and tighten. (Figure 4)



4. The Cable Edge Guide will be adjusted to aid in centering the cable with the connector. (Figure 5) Because the cable type will alter the width, the cable should be placed on the cable plate and the spring-loaded Edge Guide lifted and butted against the cable.
5. Install the Discrete Wire Block with Flat Cable Retainer on the press base and secure with the two slotted captive screws.



You are now ready to install the Connector Nest. Specific Instructions are provided with the appropriate Nest being used.



Item No.	Part Number	Description
1	78-8047-9481-2	RETAINER, Flat Cable
2	78-8047-9478-8	CAM, Pivot
3	78-8047-9479-6	HOUSING, Pivot
4	78-8047-9483-8	BAR, Retainer
5	78-8047-9482-0	PAD, Retainer
6	78-8047-9477-0	PLATE, Guide
7	26-1004-6274-1	CLAMP
8	78-8047-9739-3	GUIDE, Cable
9	78-8022-4211-1	PIN
10	26-1002-8672-8	SPRING
11	26-1002-3583-2	WASHER, Flat .250 O.D. x .115 I.D. x .032 thk. Nylon
12	78-8656-4017-7	RETAINING RING
13	26-1002-2137-8	SCREW, Cap, Flat Head, Hex Socket, 4-40-1/4 Lg.
14	18-3102-7815-7	SCREW, Cap, Button Hd. Hex Soc 8-32 x 3/8 Lg.
15	18-3102-2815-2	SCREW, Cap, Button Hd. Hex Socket 6-32 x 3/8 Lg.
16	26-1003-3209-2	SCREW, Flat Head Slotted, 6-32 x 3/4 Lg.
17	18-3174-5415-7	SCREW, Cap, Hex Soc Hd., 1/4-20 x 3/8 Lg.
18	26-1004-6413-5	T-KNOB, 1/4" Red
19	26-1004-6412-7	WING NUT, 8-32
20	70-0060-3578-9	TAPE

Important Notice to Purchaser:

All statements, technical information and recommendations contained herein are based on tests we believe to be reliable, but the accuracy or completeness thereof is not guaranteed, and the following is made in lieu of all warranties expressed or implied:

Seller's and manufacturer's only obligation shall be to replace such quantity of the product proved to be defective. Neither seller nor manufacturer shall be liable for any injury, loss or damage, direct or consequential, arising out of the use or the inability to use the product. Before using, user shall determine the suitability of the product for his intended use, and user assumes all risk and liability whatsoever in connection therewith.

No statement or recommendation not contained herein shall have any force or effect unless in an agreement signed by officers of seller and manufacturer.

34-7017-3717-2(93.5)R1

© 1983 Minnesota Mining & Manufacturing Co.

Litho in U.S.A.

Electronic Products Division/3M
225-1N 3M Center
St. Paul, MN 55144

The 3M logo, consisting of the letters '3', 'M', and 'M' in a bold, sans-serif font, stacked vertically.

X-ON Electronics

Largest Supplier of Electrical and Electronic Components

Click to view similar products for [Crimpers](#) category:

Click to view products by [3M](#) manufacturer:

Other Similar products are found below :

[576771-1](#) [576788-2](#) [010-0041](#) [010-0055](#) [010-0096](#) [604228-1](#) [M225202-37](#) [CT150-2-D02](#) [CT150-4-LY2](#) [CT150-6-RH07](#) [M322](#) [63484-3701](#)
[63800-0140](#) [63800-8355](#) [63811-3275](#) [63811-3376](#) [63811-6375](#) [63811-6475](#) [63811-7875](#) [63811-8175](#) [63811-8875](#) [63819-0475](#) [63819-1875](#)
[63819-2875](#) [63819-4375](#) [63819-4475](#) [63823-3475](#) [63823-5175](#) [63823-6375](#) [63823-8375](#) [63827-5375](#) [64001-0975](#) [64001-2175](#) [64001-4175](#)
[662903-2](#) [690142-4](#) [690602-6](#) [D38999/20WA98JB-LC](#) [7-1633664-2](#) [7-22278-0](#) [7-22280-5](#) [7-240641-3](#) [762637-1](#) [808714-1](#) [8-1633117-3](#)
[853721-6](#) [91362-1](#) [995-0001-187](#) [1-1633932-5](#) [999-50-020083](#)