

3M™ Round, Jacketed, Flat Cable

.050" 28 AWG Stranded, Mass-Term, PVC/PVC

3759 Series




- Round construction permits easier routing
- 28 AWG wire on .050 inch centers permits mass termination to broad line of IDC connectors
- Continuous bond and continuous split/bond allows for mass termination of IDC connectors
- Available in continuous bond (non-split) wire for ease of cable fabrication
- Meets external wiring requirements of National Electrical Code, Article 725 (CL2)
- Primary cable is zippable for branching or discrete terminations
- UL recognized for USA and Canadian markets
- Visit 3M.com/regs or contact your 3M representative to find the RoHS compliance status of the 3M part you are interested in.

Date Modified: April F€, 201i

TS-0070-F
Sheet 1 of 2

Physical

Jacket Material: Polyvinyl Chloride (PVC); **Color:** Black
Primary Material: PVC; **Color:** Gray
Marking Standard: (UL) CL2 75C 28 AWG ORAWM 20267
3M NU C  AWM IIA/B 80C 300V FT1 EU <50V
Conductors: 28 AWG, 7 × 36 AWG [7 × ø 0.127] Tinned Stranded Copper
Inner Wrap: Polyester Film

Electrical

Voltage Rating:	USA: N.E.C. 725, CL2 or AWM; 300V	Canada: 300V	EU: <50V
Insulation Resistance:	(Primary Cable) >1 x 10 ¹⁰ Ω /10 ft [3 m]		
Characteristic Impedance:	Unbalanced	Balanced	
	90 Ω	133 Ω	
Capacitance:	16.7 pF/ft [54.8 pF/m]	11.9 pF/ft [39.0 pF/m]	
Inductance:	0.13 μH/ft [0.44 μH/m]	0.21 μH/ft [0.69 μH/m]	
Propagation Delay:	1.50 ns/ft [4.92 ns/m]	1.58 ns/ft [5.18 ns/m]	
Velocity of Propagation:	68%	64%	

Note: Unbalanced is measured between ground-signal-ground conductors. Balanced is measured between conductors within a pair.

Environmental

Temperature Rating: USA: CL2; 75°C or AWM; -20°C to + 80°C Canada: 80°C
Flammability Rating: USA: N.E.C. 725, CL2 Canada: FT1

UL File No.: E118773, Power Limited Circuit Cable: CL2 (or AWM Style 20267)

3M™ Round, Jacketed, Flat Cable

.050" 28 AWG Stranded, Mass-Term, PVC/PVC

3759 Series



Inch
[Imm]

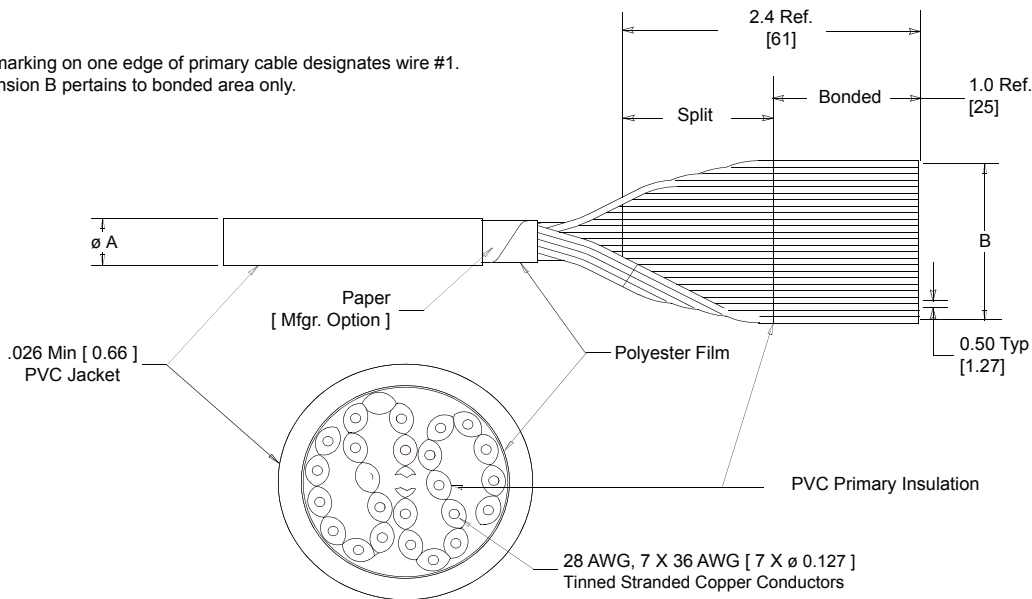
Tolerance Unless Noted			
Inch	.0	.00	.000
	±.1	±.05	±.010

[] Dimensions for Reference Only

Number of Conductors	3M Part Number	Diameter A ± .03	Dimension B (See Note 2)
09	3759/09	0.26 [6.6]	0.40 [10.2]
10	3759/10	0.26 [6.6]	0.45 [11.4]
14	3759/14	0.27 [6.9]	0.65 [16.5]
15	3759/15	0.27 [6.9]	0.70 [17.8]
16	3759/16	0.27 [6.9]	0.75 [19.1]
20	3759/20	0.30 [7.6]	0.95 [24.1]
24	3759/24	0.33 [8.4]	1.15 [29.2]
25	3759/25	0.33 [8.4]	1.20 [30.5]
26	3759/26	0.33 [8.4]	1.25 [31.8]
30	3759/30	0.37 [9.4]	1.45 [36.8]
34	3759/34	0.37 [9.4]	1.65 [41.9]
36	3759/36	0.39 [9.9]	1.75 [44.5]
37	3759/37	0.39 [9.9]	1.80 [45.7]
40	3759/40	0.39 [9.9]	1.95 [49.5]
50	3759/50	0.44 [11.2]	2.45 [62.2]
60	3759/60	0.47 [11.9]	2.95 [74.9]
64	3759/64	0.50 [12.7]	3.15 [80.0]

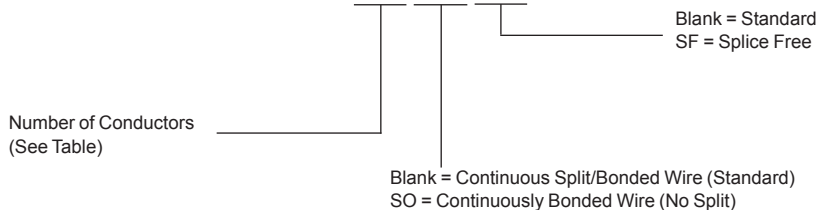
Notes:

1. Red marking on one edge of primary cable designates wire #1.
2. Dimension B pertains to bonded area only.



Ordering Information

3759/XX XX XX



Note: Available in common lengths of 100 ft/roll or 300 ft/roll (30 m/roll or 91 m/roll), please specify when ordering.

TS-0070-F
Sheet 2 of 2

Regulatory: For regulatory information about this product, contact your 3M representative.

Technical Information: The technical information, recommendations and other statements contained in this document are based upon tests or experience that 3M believes are reliable, but the accuracy or completeness of such information is not guaranteed.

Product Use: Many factors beyond 3M's control and uniquely within user's control can affect the use and performance of a 3M product in a particular application. Given the variety of factors that can affect the use and performance of a 3M product, user is solely responsible for evaluating the 3M product and determining whether it is fit for a particular purpose and suitable for user's method of application.

Warranty, Limited Remedy, and Disclaimer: Unless an additional warranty is specifically stated on the applicable 3M product packaging or product literature, 3M warrants that each 3M product meets the applicable 3M product specification at the time 3M ships the product. 3M MAKES NO OTHER WARRANTIES OR CONDITIONS, EXPRESS OR IMPLIED, INCLUDING, BUT NOT LIMITED TO, ANY IMPLIED WARRANTY OR CONDITION OF MERCHANTABILITY OR FITNESS FOR A PARTICULAR PURPOSE OR ANY IMPLIED WARRANTY OR CONDITION ARISING OUT OF A COURSE OF DEALING, CUSTOM OR USAGE OR TRADE. If the 3M product does not conform to this warranty, then the sole and exclusive remedy is, at 3M's option, replacement of the 3M product or refund of the purchase price.

Limitation of Liability: Except where prohibited by law, 3M will not be liable for any loss or damage arising from the 3M product, whether direct, indirect, special, incidental or consequential, regardless of the legal theory asserted, including warranty, contract, negligence or strict liability.



3M Electronics Materials Solutions Division
6801 River Place Blvd.
Austin, TX 78726-9000
U.S.A.
1-800-225-5373
www.3M.com/interconnect

3M is a trademark of 3M Company.
Please recycle. Printed in USA.
© 3M 2018. All rights reserved.
RIA-2217B-E

X-ON Electronics

Largest Supplier of Electrical and Electronic Components

Click to view similar products for [Flat Cables](#) category:

Click to view products by [3M](#) manufacturer:

Other Similar products are found below :

[0002813](#) [0047106](#) [0048000](#) [0049005](#) [0049009](#) [0050009](#) [0051005](#) [0281000624](#) [033F30V96CR](#) [050F28V10CR](#) [050R10-102B](#) [050R10-152B](#)
[050R10-51B](#) [050R10-76B](#) [050R12-127B](#) [050R15-102B](#) [050R15-127B](#) [050R15-152B](#) [050R15-76B](#) [050R20-102B](#) [050R20-51B](#) [050R22-](#)
[102B](#) [050R22-51B](#) [050R24-102B](#) [050R24-76B](#) [050R26-51B](#) [050R30-102B](#) [050R30-152B](#) [050R30-51B](#) [050R30-76B](#) [050R36-127B](#)
[050R36-152B](#) [050R36-51B](#) [050R40-102B](#) [050R40-127B](#) [050R40-152B](#) [050R40-51B](#) [050R40-76B](#) [050R4-51B](#) [050R50-102B](#) [050R50-152B](#)
[050R50-76B](#) [050R5-152B](#) [050R6-51B](#) [050R8-102B](#) [050R8-76B](#) [09180067001](#) [09180097001](#) [09180097005](#) [09180097007](#)