


3M™ Round Conductor Flat Cable

.100" 24 AWG Stranded, PVC

8125 Series



- Designed for power applications requiring higher current carrying capability
- 24 AWG tinned stranded copper wire provides flexibility and extended product life
- Individually insulated conductors are laminated to a PVC backing which can be zipped apart for branching or discrete terminations
- RoHS Compliant. See the Regulatory Information Appendix (RIA) in the "RoHS Compliance" section of www.3Mconnectors.com for compliance information (RIA E1 and C1 apply).

Date Modified: August 29, 2018

TS-0259-D
Sheet 1 of 2

Physical

Insulation:

Material: Polyvinyl Chloride (PVC)

Color: Dark Gray Wires

Marking Standard: None

Canadian Option:  AWM 20462 105C 300V VW1 3M NU C  AWM IA 80C 150V FT1 EU <50V

Conductors: 24 AWG 7 × 32 [7 × 0.203] Tinned Stranded Copper

Electrical

Voltage Rating: USA: 300V Canada: 150V EU: <50V

Insulation Resistance: $> 1 \times 10^{10} \Omega/10 \text{ ft.}$ [3 m]

Characteristic Impedance: Unbalanced: 136 Ω

Capacitance: Unbalanced: 9.6 pF/ft [31.5 pF/m]

Inductance: Unbalanced: 0.18 $\mu\text{H}/\text{ft}$ [0.59 $\mu\text{H}/\text{m}$]

Propagation Delay: Unbalanced: 1.30 ns/ft [4.27 ns/m]

Velocity of Propagation: Unbalanced: 78%

Note: Unbalanced is measured between ground-signal-ground conductors.

Environmental

Temperature Rating: -20°C to +105°C Canada: -20°C to +80°C

Flammability Rating: USA: VW-1 Canada: FT1

UL File No.: E42769, Style No: 20462

3M

Electronics Materials Solutions Division
Interconnect Solutions
<http://www.3M.com/interconnect>

3M is a trademark of 3M Company.
For technical, sales or ordering information call
800-225-5373

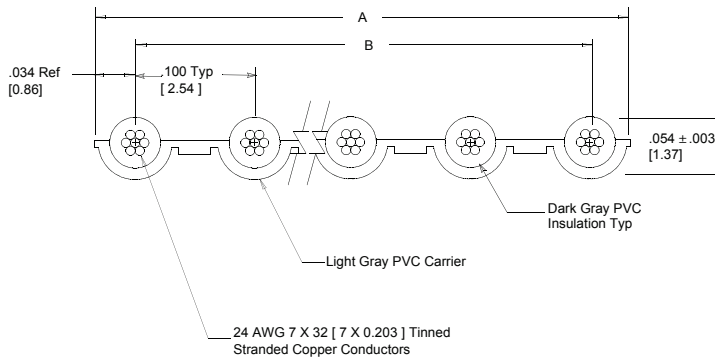
3M™ Round Conductor Flat Cable

.100" 24 AWG Stranded, PVC

8125 Series



Number of Conductors	3M Part Number	Dimension A	Dimension B
04	8125/04	0.368 ± .010 [9.35]	0.300 ± .007 [7.62]
06	8125/06	0.568 ± .010 [14.43]	0.500 ± .007 [12.70]
08	8125/08	0.768 ± .010 [19.51]	0.700 ± .007 [17.78]
10	8125/10	0.968 ± .010 [24.59]	0.900 ± .007 [22.86]
12	8125/12	1.168 ± .015 [29.67]	1.100 ± .011 [27.94]
13	8125/13	1.268 ± .015 [32.21]	1.300 ± .011 [33.02]
14	8125/14	1.368 ± .015 [34.65]	1.300 ± .011 [33.02]
15	8125/15	1.468 ± .015 [37.29]	1.400 ± .011 [35.56]
17	8125/17	1.668 ± .015 [42.37]	1.600 ± .011 [40.64]
20	8125/20	1.968 ± .015 [49.99]	1.900 ± .011 [48.26]

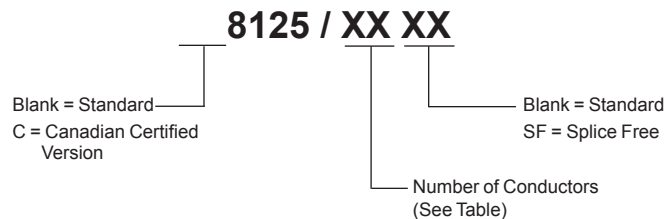


Tolerance Unless Noted			
	Inch [mm]		
	.0	.00	.000
Inch	±.1	±.01	±.005

Note: Red marking on one edge of cable designates wire #1.

[] Dimensions for Reference Only

Ordering Information



Note: Available in standard 100 ft rolls. Contact 3M for availability of additional conductor counts and/or custom roll lengths.

TS-0259-D
Sheet 2 of 2

Regulatory: For regulatory information about this product, contact your 3M representative.

Technical Information: The technical information, recommendations and other statements contained in this document are based upon tests or experience that 3M believes are reliable, but the accuracy or completeness of such information is not guaranteed.

Product Use: Many factors beyond 3M's control and uniquely within user's control can affect the use and performance of a 3M product in a particular application. Given the variety of factors that can affect the use and performance of a 3M product, user is solely responsible for evaluating the 3M product and determining whether it is fit for a particular purpose and suitable for user's method of application.

Warranty, Limited Remedy, and Disclaimer: Unless an additional warranty is specifically stated on the applicable 3M product packaging or product literature, 3M warrants that each 3M product meets the applicable 3M product specification at the time 3M ships the product. 3M MAKES NO OTHER WARRANTIES OR CONDITIONS, EXPRESS OR IMPLIED, INCLUDING, BUT NOT LIMITED TO, ANY IMPLIED WARRANTY OR CONDITION OF MERCHANTABILITY OR FITNESS FOR A PARTICULAR PURPOSE OR ANY IMPLIED WARRANTY OR CONDITION ARISING OUT OF A COURSE OF DEALING, CUSTOM OR USAGE OR TRADE. If the 3M product does not conform to this warranty, then the sole and exclusive remedy is, at 3M's option, replacement of the 3M product or refund of the purchase price.

Limitation of Liability: Except where prohibited by law, 3M will not be liable for any loss or damage arising from the 3M product, whether direct, indirect, special, incidental or consequential, regardless of the legal theory asserted, including warranty, contract, negligence or strict liability.



3M Electronics Materials Solutions Division
6801 River Place Blvd.
Austin, TX 78726-9000
U.S.A.
1-800-225-5373
www.3M.com/interconnect

3M is a trademark of 3M Company.
Please recycle. Printed in USA.
© 3M 2018. All rights reserved.
RIA-2217B-E

X-ON Electronics

Largest Supplier of Electrical and Electronic Components

Click to view similar products for [Flat Cables](#) category:

Click to view products by [3M](#) manufacturer:

Other Similar products are found below :

[F28-A25G](#) [F28-A34G](#) [F28-A36G](#) [FST-23A-15](#) [AYT1510-US](#) [171-37G](#) [C336514-500](#) [902220736002000](#) [902220736006000](#) [28100-0614](#)
[9L28010-008-H300](#) [9L28014-008-H300](#) [F28-A24G](#) [F28-A60G](#) [25WDY00002](#) [28100-0571](#) [28100-0602](#) [28100-0650](#) [28100-0664](#) [336506-](#)
[100SF](#) [336512-300](#) [336518](#) [336537-CUT-LENGTH](#) [3447/10-100](#) [362514100MSF](#) [40WDY00005](#) [AYT51163](#) [336506-300](#) [C3302/16](#)
[C374910](#) [3749/10-100](#) [375630](#) [3-971111-6](#) [1-1437356-3](#) [812504](#) [20WDY00001](#) [5-1437214-8](#) [3355/15](#) [40WBY00007](#) [3609/12](#) [5111196336](#)
[607.5689.087](#) [607.5689.091](#) [3801/04](#) [3754/12](#) [3625/22100MSF](#) [902220736005000](#) [902220736004000](#) [C3811/10-100](#) [3625/22-30M](#)