

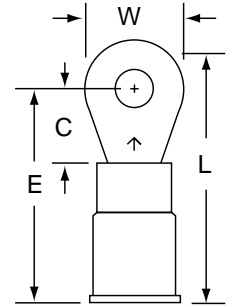


# Scotchlok™ Terminals

MNG18-4R/S thru MNG10-38R/S

Ring Tongue, Nylon Insulated with Insulation Grip

## Data Sheet



Product Number	Wire Range (AWG)	Stud Size	W	C	L	E	Thickness	Barrel Length	Barrel I.D.	Maximum Insulation Diameter
MNG18-4R/S	22-18	4	0.25	0.22	0.79	0.66	0.030	0.25	0.070	0.145
MNG18-6R/S	22-18	6	0.25	0.22	0.79	0.66	0.030	0.25	0.070	0.145
MNG18-8R/L	22-18	8	0.31	0.33	0.92	0.77	0.030	0.25	0.070	0.145
MNG18-10R/L	22-18	10	0.31	0.33	0.92	0.77	0.030	0.25	0.070	0.145
MNG18-14R/S	22-18	¼	0.47	0.40	1.07	0.84	0.030	0.25	0.070	0.145
MNG18-516R/S	22-18	5/16	0.47	0.40	1.07	0.84	0.030	0.25	0.070	0.145
MNG18-38R	22-18	3/8	0.56	0.40	1.12	0.84	0.030	0.25	0.070	0.145
MNG14-4R/S	16-14	4	0.25	0.22	0.81	0.68	0.030	0.25	0.090	0.170
MNG14-6R/S	16-14	6	0.25	0.22	0.81	0.68	0.030	0.25	0.090	0.170
MNG14-8R/S	16-14	8	0.25	0.22	0.81	0.68	0.030	0.25	0.090	0.170
MNG14-8R	16-14	8	0.33	0.29	0.91	0.75	0.030	0.25	0.090	0.170
MNG14-8R/L	16-14	8	0.31	0.33	0.94	0.79	0.030	0.25	0.090	0.170
MNG14-10R	16-14	10	0.33	0.29	0.91	0.75	0.030	0.25	0.090	0.170
MNG14-10R/L	16-14	10	0.31	0.33	0.94	0.79	0.030	0.25	0.090	0.170
MNG14-14R/S	16-14	¼	0.47	0.40	1.09	0.86	0.030	0.25	0.090	0.170
MNG14-516R/S	16-14	5/16	0.47	0.40	1.09	0.86	0.030	0.25	0.090	0.170
MNG14-38R	16-14	3/8	0.56	0.40	1.14	0.86	0.030	0.25	0.090	0.170
MNG10-4R/S	12-10	4	0.28	0.29	0.98	0.84	0.040	0.25	0.135	0.250
MNG10-6R	12-10	6	0.38	0.29	1.03	0.84	0.040	0.25	0.135	0.250
MNG10-8R	12-10	8	0.38	0.29	1.03	0.84	0.040	0.25	0.135	0.250
MNG10-10R	12-10	10	0.38	0.29	1.03	0.84	0.040	0.25	0.135	0.250
MNG10-14R/S	12-10	¼	0.53	0.44	1.26	0.99	0.040	0.25	0.135	0.250
MNG10-516R/S	12-10	5/16	0.53	0.44	1.26	0.99	0.040	0.25	0.135	0.250
MNG10-38R/S	12-10	3/8	0.54	0.44	1.26	0.99	0.040	0.25	0.135	0.250



UNDERWRITERS  
LABORATORIES  
STANDARD NO. UL 486A  
3M FILE NO. E23438



CANADIAN STANDARDS  
ASSOCIATION  
STANDARD NO. C22.2  
NO. 0. 65  
3M FILE NO. LR22190

## Specifications

Wire Size:	See Table Above
Barrel Seam:	Butted with Insulation Grip
Max. Voltage Rating:	600 V Building Wire 1000 V Signs, Fixtures and Luminaires
Max. Temperature Rating:	221°F (105°C)
Max. Current:	Same as Wire
Insulator Material:	Nylon
Terminal Material:	ETP Copper
Terminal Plating:	Tin

## Installation Information

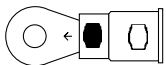
### WARNING


Turn power off before installing or removing terminal. All electrical work should be done according to appropriate electrical codes.


UL Listed and CSA Certified for use on stranded copper (AWG) wire only.

Strip away the end 3/8 inch of wire insulation.

Make the crimp in the proper station of a recommended 3M crimp tool: TH-440, TH-450 (scissor style), or TR-482, TR-490 (ratchet style) hand tools.



 Barrel Crimp (Electrical)

 Insulation Support Crimp (Mechanical)

3M and Scotchlok are trademarks of 3M.



is a trademark of Underwriters Laboratories.



is a trademark of Canadian Standards Association.

### IMPORTANT NOTICE

Before using this product, you must evaluate it and determine if it is suitable for your intended application. You assume all risks and liability associated with such use.

**Warranty; Limited Remedy; Limited Liability.** This product will be free from defects in material and manufacture as of the date of purchase. **3M MAKES NO OTHER WARRANTIES INCLUDING, BUT NOT LIMITED TO, ANY IMPLIED WARRANTY OF MERCHANTABILITY OR FITNESS FOR A PARTICULAR PURPOSE.** If this product is defective within the warranty period stated above, your exclusive remedy shall be, at 3M's option, to replace or repair the 3M product or refund the purchase price of the 3M product. **Except where prohibited by law, 3M will not be liable for any loss or damage arising from this 3M product, whether direct, indirect, special, incidental or consequential regardless of the legal theory asserted.**



### Electrical Products Division

6801 River Place Blvd.  
Austin, TX 78726-9000  
<http://www.3M.com/elpd>

## Engineering Specification

Crimp-type terminals shall, electrically and mechanically, connect to a pre-stripped end of a stranded copper wire: and have a flat tongue portion with a central opening for mounting around a screw or stud.

The terminal line shall offer tongue variations in hole (stud) size (6, 8 10, etc.) and configuration (ring, fork, block fork, flanged block fork, locking fork, etc.): and barrel variations in wire (AWG) size (22-18, 16-14, 12-10, etc.) and construction (non-insulated brazed seam, vinyl insulated butted seam, nylon insulated with insulation grip, etc.). The terminal line shall have regulatory agency coverage (UL Listing, CSA Certification). The terminal tongue shall be marked with the wire range and manufacturer's symbol (↑).

The nylon-insulated, ring tongue terminal with insulation grip shall be tin-plated, annealed copper, with the tongue having a specified stud hole (size 4 thru 3/8 in.) and a butted seam barrel with a tin plated brass, funnel entry insulation grip, covered by a molded nylon sleeve, color coded and sized for a specified (AWG) wire range (22-18, 16-14, 12-10).

Insulated terminals shall be UL Listed and CSA Certified for 600 Volts maximum building wire: 1000 Volts maximum in signs, fixtures and luminaires and have a maximum operating temperature of 221°F (105°C).

## X-ON Electronics

Largest Supplier of Electrical and Electronic Components

*Click to view similar products for [Terminals](#) category:*

*Click to view products by [3M](#) manufacturer:*

Other Similar products are found below :

[00-054007-01074-6](#) [00-054007-70206-1](#) [00-054007-70210-8](#) [00-054007-70217-7](#) [00-054007-70226-9](#) [00-054007-70228-3](#) [00-054007-70248-1](#) [00-054007-70256-6](#) [00-054007-70301-3](#) [00-054007-70316-7](#) [00-054007-49560-4](#) [00-054007-70209-2](#) [00-054007-70225-2](#) [00-054007-70227-6](#) [00-054007-70231-3](#) [00-054007-70241-2](#) [00-054007-70242-9](#) [00-054007-70244-3](#) [00-054007-70246-7](#) [00-054007-70263-4](#) [00-054007-70288-7](#) [00-054007-70290-0](#) [00-054007-70300-6](#) [00-054007-70304-4](#) [01-2065-1-0216](#) [01-2900-1-04412](#) [00581P0075](#) [600TS-10](#) [60205-1](#) [604200-1](#) [605601-1](#) [60598-1-CUT-TAPE](#) [61314-6-C](#) [61810-3](#) [61-S](#) [62149-1](#) [626-0194](#) [62-NBM-A](#) [63-S](#) [640179-1](#) [M55155/059I03](#) [M55155/079C01](#) [M55155/099B03](#) [M55155/099H02](#) [M55155/109H01](#) [M55155/109H02](#) [M55155/12XH05](#) [M55155/16XH02](#) [M55155/29-5S](#) [M55155/29XJ08](#)