

PowerMod HP connectors, developed by Anderson Power Products, are the innovative New Generation of High Power Interconnections for the Electronics Industry.

The touch-safe, positive latching, PowerMod HP female connector design presents a new standard for high power connector safety. The ergonomic latch release is simple to operate and is colored blue for clear identification. Housings are a black UL94 V-0 flame retardant material.

PowerMod HP contacts are durable and rated for circuit interruption (true hot-pluggable). Series B contacts are available in 1/0 to 4/0 American wire gauge and 50mm² to 95mm² metric wire sizes for global design freedom. Our *strain relief ensures superior contact reliability under adverse operating conditions.

The PowerMod HP connectors embody the highest quality in the industry and meet all applicable industry standards.

* Strain relief not optional on right angle

Features

- Right angle connector**
Offers short mated length for tight wiring applications
- Positive latching**
Integral Latches with ergonomic release provide over 50 lbs retention
- Touch safe female connectors**
Provides IP20 protection for safe, energized use outside the electronics cabinet
- High performance, hot pluggable female contacts**
Our patented design provides greater longevity for high power, elevated temperature applications
- Low connector mating forces**
Connectors are easily mated and un-mated



SPECIFICATIONS

Electrical		Mechanical	
Current Rating (Amperes)		Mating Force	16.5 lbs. (74N) avg
UL	450	Latch Retention Force	50 lbs. (222N) min
CSA (30°C Rise)	280	Contact Retention Force	150 lbs. (667N) min
UL / CSA Voltage Rating	600	Mating	
Wire Size (AWG)	1/0 to 4/0	a. No Load (mating cycles)	500
(mm ²)	50 to 95	b. Under Load (Hot Plug 250 mating cycles @ 120V)	150A
Dielectric Withstanding Voltage (AC)	2200	Materials	
Operating Temperature (°C)	-40° to 130°	Housing & Cable Clamp	PBT UL94 V-0
(°F)	-40° to 266°	Latch	PEI UL94 V-0
Ambient Temperature (°C)	-40° to 85°	Contacts	Copper alloy silver plate
(°F)	-40° to 185°	Hardware	Steel zinc chromate



ORDERING INFORMATION

PowerMod HP Part Number Plan - Single Pole Right Angle Female

Series	Series	Gender	Model	Wire Size
PMHP	B	F	03	S09

B *
 F - Female
 03 - Single Pole R/A with cable clamp
 S09 - 1/0 AWG to 50mm²
 S08 - 2/0 AWG to 70mm²
 S07 - 95mm²
 S06 - 4/0 AWG

* Maximum wire size 4/0 AWG

Components

Part Number	Description
PMHPBF03	Housing Kit with Cable Clamp, Female, Single Pole, R/A
PMHPBS09	Socket, Series B, Crimp for 1/0 AWG to 50mm ² wire
PMHPBS08	Socket, Series B, Crimp for 2/0 AWG to 70mm ² wire
PMHPBS07	Socket, Series B, Crimp for 95mm ² wire
PMHPBS06	Socket, Series B, Crimp for 4/0 AWG wire

Single Pole Right Angle Female - Series B

ORDERING INFORMATION

Tooling

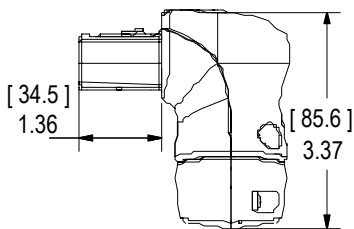
Pneumatic Production Tool				
Wire Size	Part Number	Die P/N	Locator P/N	Number of Crimps
4/0	1387G2	1303G3	1304G25	2
95mm ²	1387G2	1303G17	1304G25	2
2/0-70mm ²	1387G2	1303G16	1304G23	2
1/0-50mm ²	1387G2	1303G8	1304G23	2

Hand Tool				
Wire Size	Hydraulic	Battery	Die P/N	Number of Crimps
4/0	1387G3	1370G1	1322G14	2
95mm ²	1387G3	1370G1	1322G1	2
2/0-70mm ²	1387G3	1370G1	1322G3	2
1/0-50mm ²	1387G3	1370G1	1322G13	2

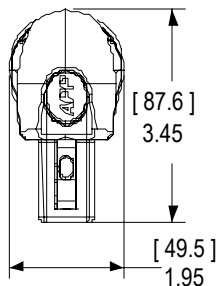
Hydraulic Tool		
Wire Size	Part Number	Number of Crimps
4/0	1368	2
95mm ²	1368	2
2/0-70mm ²	1368	2
1/0-50mm ²	1368	2

DIMENSIONS

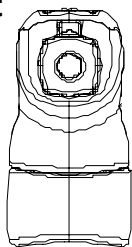
Side



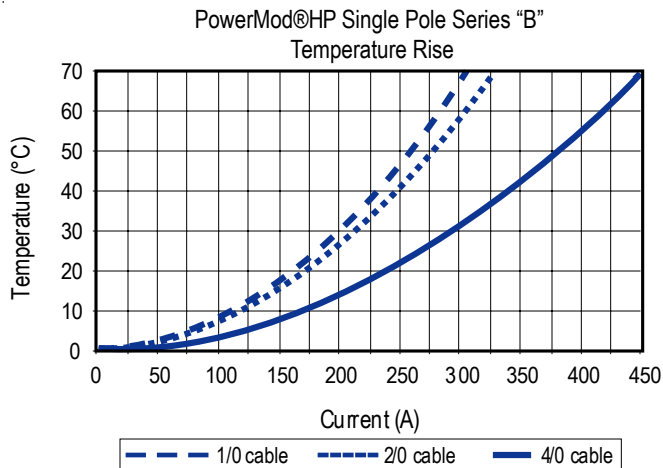
Top



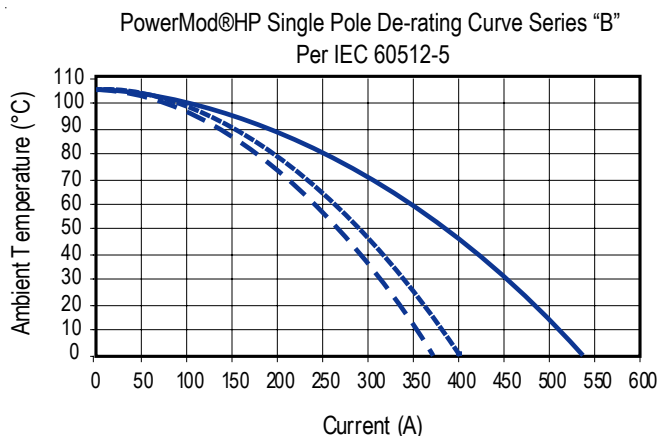
Front



TEMPERATURE CHART



* Double crimp is required to achieve stated electrical specifications



* Double crimp is required to achieve stated electrical specifications

MATING CONNECTORS

Single Pole Male



Single Pole Bus Bar Male



X-ON Electronics

Largest Supplier of Electrical and Electronic Components

Click to view similar products for [Heavy Duty Power Connectors](#) category:

Click to view products by [Anderson Power Products](#) manufacturer:

Other Similar products are found below :

[1424439](#) [1424438](#) [09330062652](#) [2-8675P1](#) [605601-1](#) [6340G1](#) [6341G1](#) [6360G1](#) [6373G1](#) [6374g2](#) [6396G1](#) [647757-1](#) [66394-4](#) [6643411-1](#)
[6646058-2](#) [6646137-1](#) [6646138-1](#) [6646348-1](#) [6646479-1](#) [6646608-1](#) [6646786-1](#) [6646940-1](#) [6651091-1](#) [6651525-1](#) [6651529-1](#) [6651778-1](#)
[6651788-1](#) [696465-1](#) [696475-1](#) [73000005059](#) [73000005349](#) [73000005642](#) [73080255059](#) [73080965046](#) [765-15-0080A](#) [765-16-0080B](#)
[789.700-44](#) [789.700-54](#) [80-1010](#) [80-9](#) [827381-1](#) [829992-1](#) [902-77-02113](#) [PL00U-301-10D10](#) [PM103MOOLOO](#) [PM16S1620S32-50](#)
[PM212MOOLOO](#) [PM309FOOLOO](#) [PM324FOOLCH](#) [PMHPAF11S03](#)