

ACT20P
ACT20P-BRIDGE-S

Weidmüller Interface GmbH & Co. KG
Klingenbergstraße 16
D-32758 Detmold
Germany
Fon: +49 5231 14-0
Fax: +49 5231 14-292083
www.weidmueller.com

Product image**ACT20P: The flexible solution**

- Precise and highly functional signal converters
- Simple configuration via display (Pro DCDC II), FDT/DTM software or DIP switch
- Release levers simplify handling
- More space in the control cabinet, from 12.5 mm wide for two channels

General ordering data

Type	ACT20P-BRIDGE-S
Order No.	1067250000
Version	Measuring bridge converter, Resistance measuring bridge, 0(4)-20 mA
GTIN (EAN)	4032248820856
Qty.	1 pc(s).

ACT20P
ACT20P-BRIDGE-S

Weidmüller Interface GmbH & Co. KG
 Klingenbergstraße 16
 D-32758 Detmold
 Germany
 Fon: +49 5231 14-0
 Fax: +49 5231 14-292083
 www.weidmueller.com

Technical data**Dimensions and weights**

Width	22.5 mm	Width (inches)	0.886 inch
Height	117.2 mm	Height (inches)	4.614 inch
Depth	113.6 mm	Depth (inches)	4.472 inch
Net weight	156.9 g		

Temperatures

Humidity	10...90 %, no condensation	Operating temperature, max.	70 °C
Operating temperature, min.	-40 °C	Storage temperature, max.	85 °C
Storage temperature, min.	-40 °C	Operating temperature	-40 °C...70 °C
Storage temperature	-40 °C...85 °C		

Probability of failure

MTTF	543 Years
------	-----------

Environmental Product Compliance

REACH SVHC	Lead 7439-92-1
------------	----------------

Rated data UL

UL certificate	Listing no.: E256486
----------------	----------------------

Input

Number of inputs	1	Sensor	Resistance measuring bridge, Total resistance of all parallel resistance measuring bridges: min. 87Ω
Sensor supply	120 mA @ 10 V (= 4 x 350 Ω bridge resistors)	Input measurement range	± 10 mV / ± 20 mV / ± 30 mV / ± 50 mV (adjustable)
Bridge supply voltage	5 V or 10 V	Bridge sensitivity	1.0 mV / V to 5.0 mV / V

Output

Type	Voltage and current output (configurable)	Output voltage, note	0 ... 11 V (adjustable)
Output current	0...22 mA (adjustable)	load impedance voltage	600 Ω
load impedance current	≤ 600 Ω		

General data

Configuration	DIP switch and button	Linearity	Typically ± 0.05 % of signal range
Long-term drift	0.1 % / 10.000 h	Power consumption	3 W @ 24 V DC
Rail	TS 35	Repeat accuracy	± 0.05% of signal range
Step response time	< 400 ms (10...90 %)	Temperature coefficient	typ. 0.005 % / °C
Voltage supply	10...60 V DC		

**ACT20P
ACT20P-BRIDGE-S**

Weidmüller Interface GmbH & Co. KG
Klingenbergstraße 16
D-32758 Detmold
Germany
Fon: +49 5231 14-0
Fax: +49 5231 14-292083
www.weidmueller.com

Technical data

Insulation coordination

EMC standards	EN 61326	Insulation voltage	5.7 kV (input / output, input / supply)
Pollution severity	2	Rated voltage	300 V _{eff}
Surge voltage category	III		

Output (analogue)

Type (analogue output)	Voltage and current output (configurable)
------------------------	---

Connection data

Type of connection	Screw connection	Tightening torque, min.	0.4 Nm
Tightening torque, max.	0.6 Nm	Clamping range, rated connection	2.5 mm ²
Clamping range, min.	0.5 mm ²	Clamping range, max.	2.5 mm ²
Wire connection cross section AWG, min.	AWG 30	Wire connection cross section AWG, max.	AWG 14

Classifications

ETIM 3.0	EC002479	ETIM 4.0	EC002653
ETIM 5.0	EC002653	ETIM 6.0	EC002653
eClass 5.1	27-21-01-07	eClass 6.2	27-21-01-20
eClass 7.1	27-21-01-20	eClass 8.1	27-21-01-20
eClass 9.0	27-21-01-20	eClass 9.1	27-21-01-90

Product information

Product information

The ACT20P-BRIDGE-S bridge measuring transducer converts measuring bridge voltages into standard signals. Buttons are used for adjustment to the measuring bridge connected. The bridge measuring transducer can supply up to 4 parallel-connected measuring bridges each with 350 Ω. The device supports simple compensation of the tare weight with a separate input for an external button or an external PLC signal. The power supply is electrogalvanised and isolated from the input and output (3-way isolation).

Properties

- 4-wire and 6-wire measurement
- Supply of up to 4 parallel-connected measuring bridges each with 350 Ω
- Input and output ranges can be adjusted via DIP switches
- Tara compensation via external button or PLC signal
- Operating status display on a front panel LED
- Galvanic 3-way isolation between input, output and supply.

Approvals

Approvals	
Approvals	CULUS;
ROHS	Conform

Data sheet**ACT20P
ACT20P-BRIDGE-S**

Weidmüller Interface GmbH & Co. KG
Klingenbergstraße 16
D-32758 Detmold
Germany
Fon: +49 5231 14-0
Fax: +49 5231 14-292083
www.weidmueller.com

Technical data**Downloads**

Approval/Certificate/Document of Conformity	Declaration of Conformity
Brochure/Catalogue	CAT 4.1 ELECTR 16/17 EN
Engineering Data	EPLAN, WSCAD
Engineering Data	STEP
Software	DIP switch configuration tool
User Documentation	Quickstart_german.pdf Instruction sheet

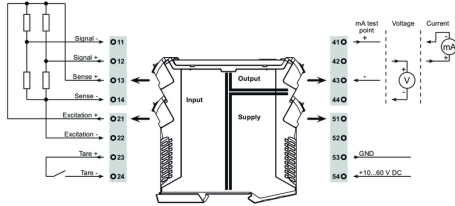
Data sheet

**ACT20P
ACT20P-BRIDGE-S**

Weidmüller Interface GmbH & Co. KG
 Klingenbergstraße 16
 D-32758 Detmold
 Germany
 Fon: +49 5231 14-0
 Fax: +49 5231 14-292083
 www.weidmueller.com

Drawings

Electric symbol

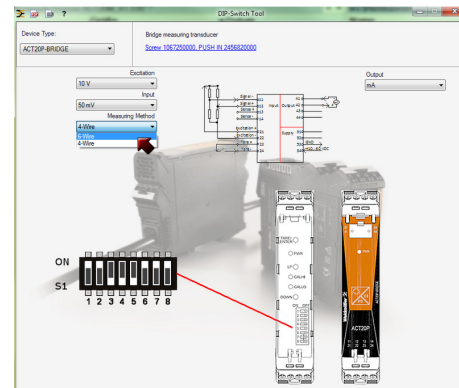
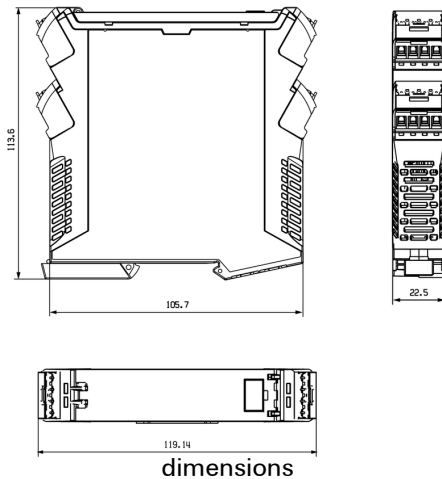


DIP switch setting

		DIP switch							
Excitation		1	2	3	4	5	6	7	8
10 V		■							
5 V									
Output		1	2	3	4	5	6	7	8
mA		■							
V									
Input span		1	2	3	4	5	6	7	8
10 mV				■					
20 mV					■				
30 mV						■			
50 mV							■		
Measuring method		1	2	3	4	5	6	7	8
4-wire								■	■
6-wire									

■ = ON

Dimensioned drawing



example for DIP switch setting (with ACT20 tool)

X-ON Electronics

Largest Supplier of Electrical and Electronic Components

Click to view similar products for [Measuring Tools](#) category:

Click to view products by [Weidmuller](#) manufacturer:

Other Similar products are found below :

[G336](#) [M225203-01](#) [G426](#) [G1333](#) [G1327](#) [G1154](#) [G1150](#) [G1152](#) [G1157](#) [G1153](#) [G1155](#) [G1009](#) [1051-03](#) [121010D](#) [121050D](#) [25541](#) [8255](#)
[NF-221200130](#) [20323](#) [20329](#) [20363](#) [20365](#) [20515](#) [20516](#) [G800](#) [G1229](#) [5205000](#) [5206000](#) [5223000](#) [6921000](#) [YT-30061](#) [W002900](#)
[W061008](#) [W061009](#) [W061010](#) [W062004](#) [W066005](#) [W066006](#) [15225](#) [16135](#) [16456](#) [17215](#) [17218](#) [17221](#) [17670](#) [17672](#) [17677](#) [17953](#)
[18115](#) [18879](#)