

## ACT20P ACT20P-CMT-60-RC-S

**Weidmüller Interface GmbH & Co. KG**  
Klingenbergstraße 16  
D-32758 Detmold  
Germany  
Fon: +49 5231 14-0  
Fax: +49 5231 14-292083  
www.weidmueller.com

### Similar to illustration



#### ACT20P: The flexible solution

- Precise and highly functional signal converters
- Simple configuration via display (Pro DCDC II), FDT/DTM software or DIP switch
- Release levers simplify handling
- More space in the control cabinet, from 12.5 mm wide for two channels

#### General ordering data

Type	ACT20P-CMT-60-RC-S
Order No.	<a href="#">1510390000</a>
Version	Limit value monitoring, Signal converter/isolator, Current monitoring, Screw connection, Input measurement range: configurable, 0...40/50/60 A AC or DC
GTIN (EAN)	4050118325485
Qty.	1 pc(s).

**ACT20P**  
**ACT20P-CMT-60-RC-S**

**Weidmüller Interface GmbH & Co. KG**  
 Klingenbergstraße 16  
 D-32758 Detmold  
 Germany  
 Fon: +49 5231 14-0  
 Fax: +49 5231 14-292083  
 www.weidmueller.com

**Technical data****Dimensions and weights**

Width	22.5 mm	Width (inches)	0.886 inch
Height	117.2 mm	Height (inches)	4.614 inch
Depth	113.6 mm	Depth (inches)	4.472 inch
Net weight	158 g		

**Temperatures**

Humidity	5...95 %, no condensation	Operating temperature, max.	60 °C
Operating temperature, min.	-25 °C	Storage temperature, max.	85 °C
Storage temperature, min.	-40 °C	Operating temperature	-25 °C...60 °C
Storage temperature	-40 °C...85 °C		

**Probability of failure**

MTTF	100 Years
------	-----------

**Environmental Product Compliance**

REACH SVHC	Lead 7439-92-1
------------	----------------

**Input**

Number of inputs	1	Input signal	Current-carrying cable in feed-through hole, Diameter 10.5 mm
Input measurement range	configurable, 0...40/50/60 A AC or DC	Input frequency	AC: 15...700 Hz (true root mean square), AC: 50 Hz (arithmetic average)

**General data**

Accuracy	< 0.75 % FSR, < 1.5 % FSR with measurement range 50/60 A AC	Configuration	DIP switch and potentiometer
Galvanic isolation	3-way isolator, between input/output/supply	Power consumption, max.	2.2 W
Rail	TS 35	Step response time	≤ 300 ms (RMS), ≤ 60 ms (AA)
Temperature coefficient	0.01%/K @ 0...40 A, 0.10%/K @ 40...55 A, 0.30%/K @ 55...60 A	Voltage supply	16,8 V...31,2 V

**Insulation coordination**

EMC standards	IEC 61326-1, IEC 61010-2-201	Galvanic isolation	3-way isolator, between input/output/supply
Impulse withstand voltage	6.4 kV (1.2/50 µs)	Insulation voltage	4 kV <sub>eff</sub> / 1 min.
Pollution severity	2	Rated voltage	300 V AC <sub>eff</sub>
Surge voltage category	III	Test voltage	4 kV

**ACT20P**  
**ACT20P-CMT-60-RC-S**

**Weidmüller Interface GmbH & Co. KG**  
 Klingenbergstraße 16  
 D-32758 Detmold  
 Germany  
 Fon: +49 5231 14-0  
 Fax: +49 5231 14-292083  
 www.weidmueller.com

**Technical data****Output (digital)**

Alarm function	Surge current, Under-current, Alarm delay: 0... 10 s, Hysteresis 5% / 10%	Number of digital outputs	1
Type	Relay, 1 CO contact, normal / inverse adjustment	Max. switching voltage, DC	24 V
Max. switching voltage, AC	250 V	Rated switching current	6 A

**Connection data**

Type of connection	Screw connection	Tightening torque, min.	0.4 Nm
Tightening torque, max.	0.6 Nm	Clamping range, rated connection	1.5 mm <sup>2</sup>
Clamping range, min.	0.5 mm <sup>2</sup>	Clamping range, max.	2.5 mm <sup>2</sup>
Wire connection cross section AWG, min.	AWG 26	Wire connection cross section AWG, max.	AWG 12

**Classifications**

ETIM 5.0	EC002048	ETIM 6.0	EC002475
eClass 6.2	27-21-09-02	eClass 7.1	27-21-09-02
eClass 8.1	27-21-09-02	eClass 9.0	27-21-01-23
eClass 9.1	27-21-01-23		

**Product information**

Product information	<p>The ACT20P-CMT-XX-(AO)-RC-S series of devices measure and monitor AC and DC currents of up to 60 A. The real effective value method used allows for precise measurement, even for distorted current curve shapes. The devices feature integrated limit value monitoring with an adjustable switching threshold, delay and hysteresis, as well as a relay output.</p> <p>Features</p> <ul style="list-style-type: none"> <li>• Real effective value measurement (True RMS) or arithmetic averaging (AA) measurement and contactless through-hole technology</li> <li>• Limit value monitoring for overcurrent or undercurrent</li> <li>• Relay output by means of the open-circuit / closed-circuit principle</li> <li>• Adjustable trigger delay for filtering current peaks</li> <li>• Operational status and error display on a front panel LED and output signalling according to NE43, NE44, NE107</li> <li>• Galvanic four-way insulation for secure isolation according to IEC/EN 61010-2-201</li> </ul>
---------------------	---

**Approvals**

Approvals



ROHS

Conform

**Downloads**

Approval/Certificate/Document of Conformity	<a href="#">DNV GL certification</a> <a href="#">Declaration of Conformity</a>
Brochure/Catalogue	<a href="#">CAT 4.1 ELECTR 16/17 EN</a>
Engineering Data	<a href="#">EPLAN, WSCAD</a>
Engineering Data	<a href="#">STEP</a>
Software	<a href="#">DIP switch configuration tool</a>
User Documentation	<a href="#">Instruction sheet</a>

Creation date March 1, 2019 12:31:47 PM CET

Catalogue status 15.02.2019 / We reserve the right to make technical changes.

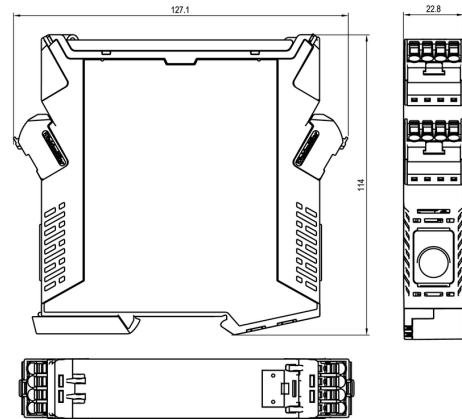
3

**ACT20P  
ACT20P-CMT-60-RC-S**

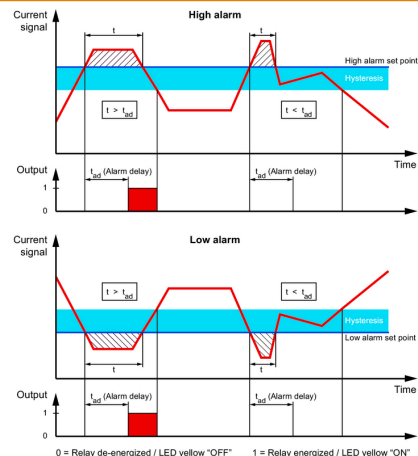
**Weidmüller Interface GmbH & Co. KG**  
Klingenbergstraße 16  
D-32758 Detmold  
Germany  
Fon: +49 5231 14-0  
Fax: +49 5231 14-292083  
www.weidmueller.com

**Drawings**

**Dimensioned drawing**



dimensions



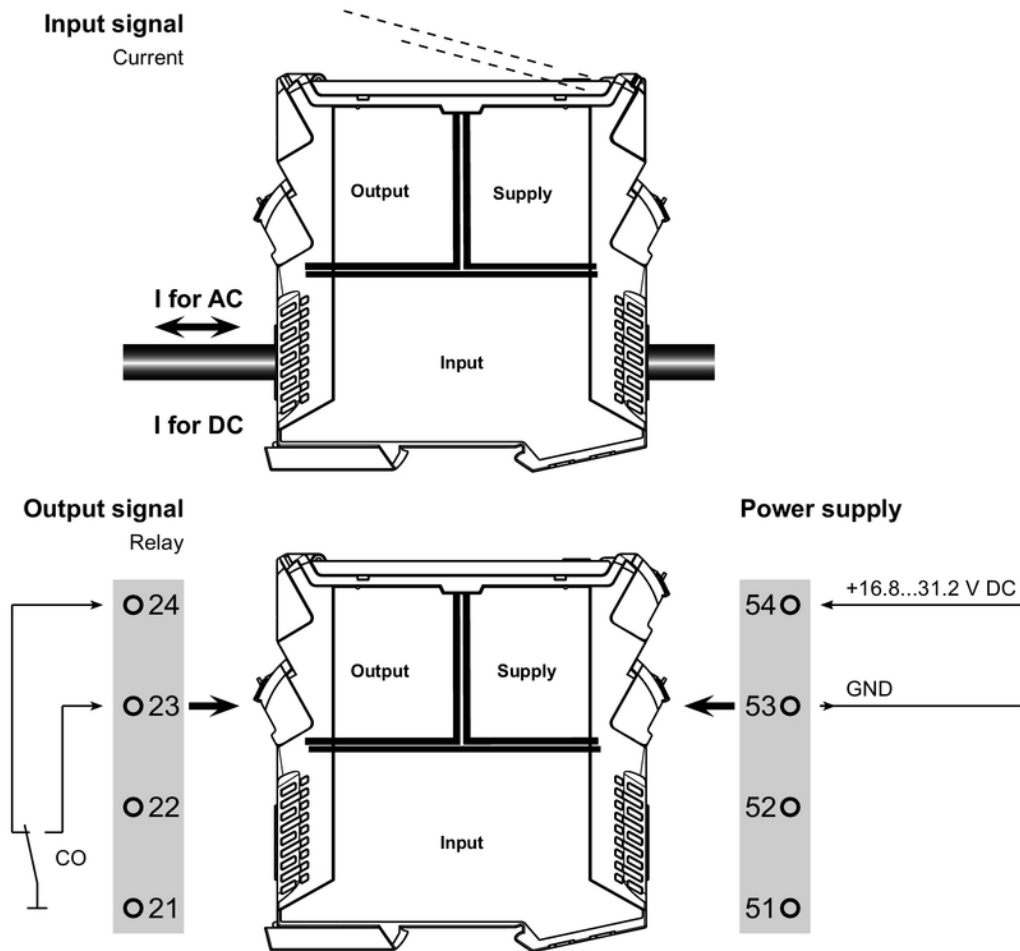
**Configuration**

DIP switch S1		DIP switch S2	
Current input range	1 2 3 4 5 6 7 8	Alarm relay action	1 2 3 4 5 6 7 8
0...40 A	<input type="checkbox"/>	Energized	<input type="checkbox"/>
0...50 A	<input checked="" type="checkbox"/>	De-energized	<input checked="" type="checkbox"/>
0...60 A	<input type="checkbox"/>		
Measuring method	1 2 3 4 5 6 7 8	Alarm hysteresis	1 2 3 4 5 6 7 8
True RMS	<input type="checkbox"/>	5 %	<input type="checkbox"/>
Arithmetic average	<input checked="" type="checkbox"/>	10 %	<input checked="" type="checkbox"/>
Alarm delay time	1 2 3 4 5 6 7 8	Alarm type	1 2 3 4 5 6 7 8
0 s	<input type="checkbox"/>	High alarm	<input type="checkbox"/>
2 s	<input type="checkbox"/>	Low alarm	<input checked="" type="checkbox"/>
5 s	<input checked="" type="checkbox"/>		
10 s	<input checked="" type="checkbox"/>		

**ACT20P**  
**ACT20P-CMT-60-RC-S**

**Weidmüller Interface GmbH & Co. KG**  
Klingenbergstraße 16  
D-32758 Detmold  
Germany  
Fon: +49 5231 14-0  
Fax: +49 5231 14-292083  
www.weidmueller.com

**Drawings**



## X-ON Electronics

Largest Supplier of Electrical and Electronic Components

*Click to view similar products for [Measuring Tools](#) category:*

*Click to view products by [Weidmuller](#) manufacturer:*

Other Similar products are found below :

[G336](#) [M225203-01](#) [G426](#) [G1333](#) [G1327](#) [G1154](#) [G1150](#) [G1152](#) [G1157](#) [G1153](#) [G1155](#) [G1009](#) [1051-03](#) [121010D](#) [121050D](#) [25541](#) [8255](#)  
[NF-221200130](#) [20323](#) [20329](#) [20363](#) [20365](#) [20515](#) [20516](#) [G800](#) [G1229](#) [5205000](#) [5206000](#) [5223000](#) [6921000](#) [YT-30061](#) [W002900](#)  
[W061008](#) [W061009](#) [W061010](#) [W062004](#) [W066005](#) [W066006](#) [15225](#) [16135](#) [16456](#) [17215](#) [17218](#) [17221](#) [17670](#) [17672](#) [17677](#) [17953](#)  
[18115](#) [18879](#)